


ASIMETO

Empowering Possibilities



Catalogue 2023



Precision is not only defined by degrees of exactness. It is defined by the vision and skill of engineers. By problems solved, challenges overcome and reputations made. The real value of precision is the power it gives engineers to turn plans into reality.

ASIMETO - Empowering Possibilities.

Asimeto was founded in 2004 by renowned German metrologist Manfred Eisinger. Since then, the company has rapidly established a reputation for manufacturing high-performance precision tools and solutions and delivering them at unexpectedly affordable prices.

Asimeto continues to win market share by applying German metrological design, American technological innovation and Asian manufacturing competitiveness across a broad range of integrated precision solutions, distributed through a global network. Every tool is ISO17025 certified for dependable accuracy and to ensure calibration is compliant with the regulatory requirements of each local market. Increasingly, Asimeto is the choice of engineers the world over including companies like Volkswagen, Guhring and Boeing. We invite you to discover more.

ASIMETO




Asimeto Calibration Laboratory

The quality and measuring accuracy of all Asimeto precision tools is guaranteed by the Asimeto Calibration Laboratory. All tools are inspected for conformance to the Asimeto design specifications and are then processed through the Asimeto calibration laboratory. Only the latest state of the art calibration equipment has been selected, from the leading global manufacturers, to ensure that the calibration costs are contained by increasing throughput, without compromising measurement accuracy or repeatability.


The Asimeto Calibration Laboratory has designed and incorporated universal calibration software that applies the applicable accuracy standard to the specific destination market of the precision measuring tool. ASME, DIN and JIG are all supported.

It all means precisely that the dedication and diligence of the Asimeto Calibration Laboratory assures you that the accuracy is within the specifications of your local standard.

ASIMETO Calibration Lab



2 Product Description



Calibration Certificate

Certificate No	G30001	Tool	0-150mm/0-6"
Part Number	307-06-0	Range	0.01mm/0.0005"
Serial Number	GS102042	Resolution	Digital Calipers
Standard Name	ASME B89.1.14		

Function Inspection	Passed	Visual Inspection	Passed
---------------------	--------	-------------------	--------

Outside Measurements

Reading	Nominal Value	Tolerance +/-	Deviation	Disposition*
1	0.0000	±0.001"	0.0000	<input checked="" type="checkbox"/>
2	1.0000"	±0.001"	-0.0010	<input checked="" type="checkbox"/>
3	3.0000"	±0.001"	-0.0010	<input checked="" type="checkbox"/>
4	4.5000"	±0.001"	-0.0015	<input checked="" type="checkbox"/>
5	6.0000"	±0.001"	-0.0015	<input checked="" type="checkbox"/>

Inside Measurements

Reading	Nominal Value	Tolerance +/-	Deviation	Disposition*
6	0.2000"	±0.001"	0.0010	<input checked="" type="checkbox"/>
7	1.0000"	±0.001"	0.0010	<input checked="" type="checkbox"/>



Depth Measurements

Reading	Nominal Value	Tolerance +/-	Deviation	Disposition*
8	0.0000	±0.001"	0.0000	<input checked="" type="checkbox"/>



Master information			Due Date
Depth set	258254	NIST-192837	2013-8-1
Gauge Block Set	258254	NIST-95837	2013-8-1
Setting Rings	258254	NIST-455837	2013-8-1

Uncertainty 6 μm +10⁻⁶×L Temperature 20 °C±0.5°C Humidity 50 %±15%

Attach invoice for proof of purchase date
* Check mark indicates within tolerance

Calibrator 
Approved By 

Asimeto (Guangzhou) Inc. Calibration Lab.
402, Building B, Yushu Chuangxin Zone, Huangpu District, Guangzhou, China
Tel: 020-82019119 Fax: 020-82261

1 Inspection Point & Result

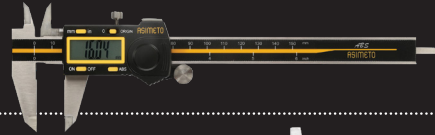
3 Disposition

4 Traceable No.


8 Micrometers



92 Calipers



130 Depth & Height Gauges




147 Indicators & Dial Gauges



187 Bore Gauges



194 Other Gauges



222 Gauges



244 Testers & Optical Instrument

259 Numerical Index



Wireless Data Transmission Devices With 8 Channels



Digital Micrometers



Digital Calipers



Digital Indicators



And other Asimeto products equipped with 8 channels data transmission devices.



Transmitter 901-00-2 (5 PIN)



Transmitter 901-00-4 (Micro-USB)

- High reliability
- Small size
- 15 meters valid distance
- LED or buzzer indicating
- 8 channels
- Work with Microsoft Office directly



Receiver 901-00-3

8 Channels Wireless Transmitters and Receiver			
Function	Used For	Frequency	Code No.
Transmitter	IP65/IP67 Digital Indicators	2.4GHz	901-00-2
Receiver	ABS Digital Calipers/ABS Heavy Duty Digital Calipers/Digital Micrometers/ IP65/IP67 Digital Indicators	2.4GHz	901-00-3
Transmitter	ABS Digital Calipers/ABS Heavy Duty Digital Calipers/Digital Micrometers	2.4GHz	901-00-4
Transmitter with Footswitch Interface	ABS Digital Calipers/ABS Heavy Duty Digital Calipers/Digital Micrometers/ IP65/IP67 Digital Indicators	2.4GHz	901-00-6
Transmitter with Footswitch Interface	P65/IP67 Digital Indicators	2.4GHz	901-00-7

Bluetooth Data Transmission Devices



Digital Micrometers



Digital Calipers



Digital Indicators



And other Asimeto products equipped with Bluetooth data transmission devices.



Transmitter 901-01-2 (5 PIN)



Transmitter 901-01-0 (Micro-USB)

- High reliability
- 10 meters valid distance, connect to the equipment with built-in Bluetooth, no additional receiving devices is needed.
- Dot or comma data format are optional
- May connect foot-switch, releasing hands
- Windows software and Mobile terminate APP will be provided with free charge
- Data transmission format can be selected*



Bluetooth Transmitters

Function	Used For	Frequency	Code No.
Transmitter	IP65/IP67 Digital Indicators	Bluetooth	901-01-0
Transmitter	ABS Digital Calipers/ABS Heavy Duty Digital Calipers/Digital Micrometers	Bluetooth	901-01-2
Transmitter with Footswitch Interface	IP65/IP67 Digital Indicators	Bluetooth	901-01-3
Transmitter with Footswitch Interface	ABS Digital Calipers/ABS Heavy Duty Digital Calipers/Digital Micrometers	Bluetooth	901-01-4

* Keyboard format: no need specialized software, data transmitted to Office interface directly.

UUID format:

- 1) Match specialized Windows software, data transmitted to designated file, analyze data directly, User may define other data analysis file.
- 2) Match specialized mobile terminate, data can be recorded with voice, simplified data analysis chart, data exported

Data Collection Measuring Tools

ABS Digital Caliper



Digital Micrometer



Digital Indicator



The virtual keyboard collects data and transmits directly into Microsoft standard software (Excel, Access)



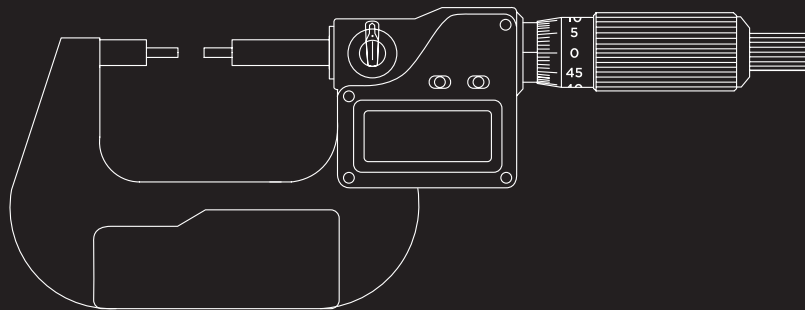
	A1	A2	A3
1	10.02	15.53	20.44
2	10.04	15.53	20.46
3	10.01	15.52	20.44
4	10.01	15.53	20.45
5	10.02	15.54	20.46
Average	10.02	15.53	20.45

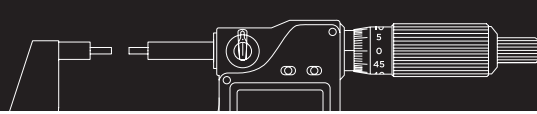
Measure Report

	Used For	Interface to PC	Data	Corresponding	Code.No
	ABS Digital Calipers Digital Micrometers Heavy Duty Digital Calipers	USB	Dot Data Format	307-XX-2 ; 307-XX-3 105-XX-4 ; 105-XX-5	900-05-4
			Comma Data Format	315-XX-6 ; 315-XX-8	900-05-5
	IP65 Digital Indicators	USB	Dot Data Format	407-XX-2 ; 407-XX-3 407-XX-4 ; 407-XX-5	900-07-0
			Comma Data Format		900-07-1
	Digital Indicators	USB	Dot Data Format	405-95-X ; 405-01-X 405-02-X ; 405-04-X	900-20-0
	Digital Micrometers	USB	Dot Data Format	Special Digital Micrometers	900-10-0
	Digital Micrometers	USB	Dot Data Format	Special Digital Micrometers	900-10-2
	Footswitch for Wireless Devices				900-90-1

Micrometers

9	IP65 Digital Outside Micrometers	37	Blade Micrometers
11	Digital Outside Micrometers	39	Multi-Anvil Micrometers
12	Outside Micrometers	41	Point Micrometers
14	Outside Micrometer Sets	43	Single Point Micrometers
15	Digital Interchangeable Anvil Outside Micrometers	45	Spline Micrometers
16	Interchangeable Anvil Outside Micrometers	47	Gear Tooth Micrometers
17	Micrometers with Adjustable Anvils	47	Anvils for Gear Tooth Micrometers
18	Dial Snap Gauges	49	Screw Thread Micrometers
19	Indicating Micrometers	50	Anvils (For screw 60° ISO)
20	Grip Three Point Internal Micrometers	51	Disc Micrometers
21	Pistol-Grip Three Point Internal Micrometers	53	Jaw Type Micrometers
22	Digital Three Point Internal Micrometers	55	Universal Micrometers
23	Digital Two and Three Point Internal Micrometers (2-12mm/.08-.5")	57	V-Anvil Micrometers
24	Two and Three Point Internal Micrometers (2-12mm/.08-.5")	59	Tube Micrometers
25	Digital Three Point Internal Micrometers (12-100mm/.5-4.0")	63	Deep Throat Micrometers
26	Three Point Internal Micrometers (12-100mm/.5-4.0")	65	Limit Micrometers
27	Digital Three Point Internal Micrometers (100-300mm/4.0-12.0")	65	Wire Micrometers
28	Three Point Internal Micrometers (100-300mm/4.0-12.0")	66	Hub Micrometers
29	Three Point Internal Micrometer Sets	66	Can Seam Micrometers
31	Digital Inside Micrometers	67	Sheet Metal Micrometers
32	Inside Micrometers	68	Groove Micrometers
33	Dual Measurement Inside Micrometers	69	Snap Gauges
33	Tubular Inside Micrometers	71	Digital Micrometer Heads
34	Inside Micrometers - Interchangeable Rod Type	72	Micrometer Heads
35	Caliper Micrometers	89	Depth Micrometers
36	Quick-Setting Outside Micrometers, 1mm Rev	91	Micrometer Standards
36	Micrometer Stands		



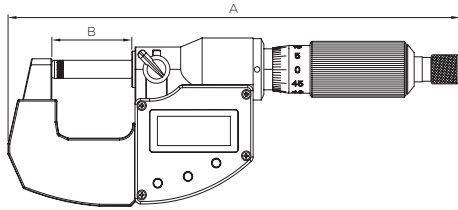


IP65 Digital Outside Micrometers

105 Series



105-01-4



FEATURES

- Resolution: .00005" / 0.001mm
- Flatness: .000012" / 0.3µm
- Carbide tipped measuring faces
- Upon switch on the display will read the actual absolute measuring position
- Automatic off to maximize battery life
- Inch/Metric conversion
- Absolute or incremental measuring modes
- Grey painted steel frame
- Cable data output: 900-05-4/5
- Wireless data output:
 - Transmitting device: 901-00-4/6
 - Receiver device: 901-00-3
- Support Bluetooth data transmission
 - Bluetooth data output: 901-01-2/4
- Protection level IP65

Inch				Dimensions	
Code No.	Range	Accuracy	Thimble	B	A
105-01-5	0-1"	±.0001"	Dual ratchets	30mm	168mm
105-02-5	1-2"	±.0002"	Dual ratchets	55mm	198mm
105-03-5	2-3"	±.0002"	Dual ratchets	81mm	226mm
105-04-5	3-4"	±.0002"	Dual ratchets	106mm	256mm
105-05-5	4-5"	±.0002"	Dual ratchets	131mm	286mm
105-06-5	5-6"	±.0002"	Dual ratchets	156mm	316mm

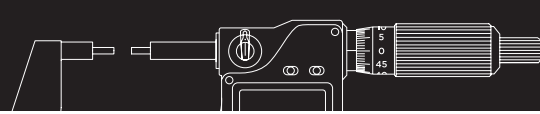
Metric				Dimensions	
Code No.	Range	Accuracy	Thimble	B	A
105-01-4	0-25mm	±0.002mm	Dual ratchets	30mm	168mm
105-02-4	25-50mm	±0.002mm	Dual ratchets	55mm	198mm
105-03-4	50-75mm	±0.003mm	Dual ratchets	81mm	226mm
105-04-4	75-100mm	±0.003mm	Dual ratchets	106mm	256mm
105-05-4	100-125mm	±0.003mm	Dual ratchets	131mm	286mm
105-06-4	125-150mm	±0.003mm	Dual ratchets	156mm	316mm

Sets



Inch Sets			
Code No.	Range	Qty.	Thimble
105-63-9	0-3"	3	Dual ratchets
105-64-9	0-4"	4	Dual ratchets
105-66-9	0-6"	6	Dual ratchets

Metric Sets			
Code No.	Range	Qty.	Thimble
105-63-8	0-75mm	3	Dual ratchets
105-64-8	0-100mm	4	Dual ratchets
105-66-8	0-150mm	6	Dual ratchets



IP65 Digital Outside Micrometers

105 Series

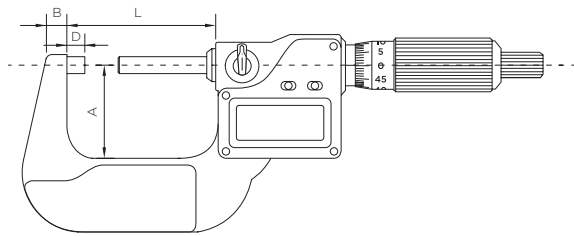


105-01-0



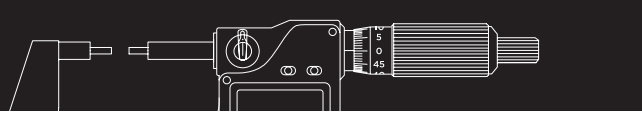
FEATURES

- Resolution:
Digital: .00005" / 0.001mm
Scale: .0001" / 0.01mm
- Flatness: .000012" / 0.3µm
- Grey painted steel frame
- Upon switch on the display will read the actual absolute measuring position
- Automatic On/Off to maximize battery life
- Inch/Metric conversion
- Absolute or incremental measuring modes
- Carbide tipped measuring faces
- Support Bluetooth data transmission
Bluetooth data output: 901-01-5
- Protection level IP65



Inch				Dimensions			
Code No.	Range	Accuracy	Thimble	A	L	B	D
105-01-1	0-1"	±.0001"	Ratchet	24mm	32.5mm	6mm	3mm
105-02-1	1-2"	±.0002"	Ratchet	32mm	57.5mm	8mm	3mm
105-03-1	2-3"	±.0002"	Ratchet	44.5mm	82.5mm	8mm	3mm
105-04-1	3-4"	±.0002"	Ratchet	57mm	107.5mm	8mm	3mm
105-05-1	4-5"	±.0002"	Ratchet	70mm	133mm	10mm	3mm
105-06-1	5-6"	±.0002"	Ratchet	82mm	158.5mm	10mm	3mm
105-07-1	6-7"	±.0002"	Ratchet	94.5mm	184mm	12mm	5.5mm
105-08-1	7-8"	±.0002"	Ratchet	107.0mm	209.5mm	12mm	5.5mm
105-09-1	8-9"	±.0002"	Ratchet	129.5mm	234mm	23mm	5.5mm
105-10-1	9-10"	±.0003"	Ratchet	142.5mm	259.5mm	23mm	5.5mm
105-11-1	10-11"	±.0003"	Ratchet	155.0mm	285mm	23mm	5.5mm
105-12-1	11-12"	±.0003"	Ratchet	167.5mm	310.5mm	23mm	5.5mm

Metric				Dimensions			
Code No.	Range	Accuracy	Thimble	A	L	B	D
105-01-0	0-25mm	±0.002mm	Ratchet	24mm	32.5mm	6mm	3mm
105-02-0	25-50mm	±0.002mm	Ratchet	32mm	57.5mm	8mm	3mm
105-03-0	50-75mm	±0.003mm	Ratchet	44.5mm	82.5mm	8mm	3mm
105-04-0	75-100mm	±0.003mm	Ratchet	57mm	107.5mm	8mm	3mm
105-05-0	100-125mm	±0.003mm	Ratchet	70mm	133mm	10mm	3mm
105-06-0	125-150mm	±0.003mm	Ratchet	82mm	158.5mm	10mm	3mm
105-07-0	150-175mm	±0.004mm	Ratchet	94.5mm	184mm	12mm	5.5mm
105-08-0	175-200mm	±0.004mm	Ratchet	107.0mm	209.5mm	12mm	5.5mm
105-09-0	200-225mm	±0.004mm	Ratchet	129.5mm	234mm	23mm	5.5mm
105-10-0	225-250mm	±0.004mm	Ratchet	142.5mm	259.5mm	23mm	5.5mm
105-11-0	250-275mm	±0.005mm	Ratchet	155.0mm	285mm	23mm	5.5mm
105-12-0	275-300mm	±0.005mm	Ratchet	167.5mm	310.5mm	23mm	5.5mm

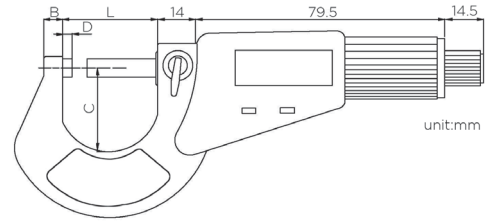


Digital Outside Micrometers

116 Series



116-01-0



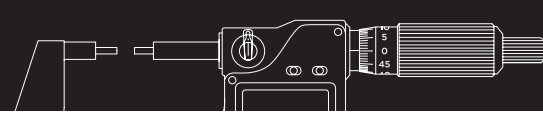
unit:mm

FEATURES

- Resolution: .00005" / 0.001mm
- Carbide tipped measuring faces
- Spindle dia.: .25" / 6.35mm
- Painted frame
- Ratchet friction thimble
- Inch/Metric conversion
- Absolute or incremental measuring modes
- Automatic On/Off to maximize battery life


Inch		Dimensions				
Code No.	Range	Accuracy	C	L	B	D
116-01-1	0-1"	±.0001"	27.5mm	32mm	6mm	3mm
116-02-1	1-2"	±.0002"	37mm	57mm	8mm	3mm
116-03-1	2-3"	±.0002"	50mm	82mm	8mm	3mm
116-04-1	3-4"	±.0002"	61mm	107mm	10mm	3mm
116-05-1	4-5"	±.0002"	73mm	133mm	10mm	3mm
116-06-1	5-6"	±.0002"	85mm	158mm	10mm	3mm
116-07-1	6-7"	±.0002"	98mm	183mm	12mm	5.5mm
116-08-1	7-8"	±.0002"	110mm	209mm	12mm	5.5mm

Metric		Dimensions				
Code No.	Range	Accuracy	C	L	B	D
116-01-0	0-25mm	±0.002mm	27.5mm	32mm	6mm	3mm
116-02-0	25-50mm	±0.002mm	37mm	57mm	8mm	3mm
116-03-0	50-75mm	±0.003mm	50mm	82mm	8mm	3mm
116-04-0	75-100mm	±0.003mm	61mm	107mm	10mm	3mm
116-05-0	100-125mm	±0.003mm	73mm	133mm	10mm	3mm
116-06-0	125-150mm	±0.003mm	85mm	158mm	10mm	3mm
116-07-0	150-175mm	±0.004mm	98mm	183mm	12mm	5.5mm
116-08-0	175-200mm	±0.004mm	110mm	209mm	12mm	5.5mm



Outside Micrometers-Inch Models

101/103 Series



Ratchet Stop

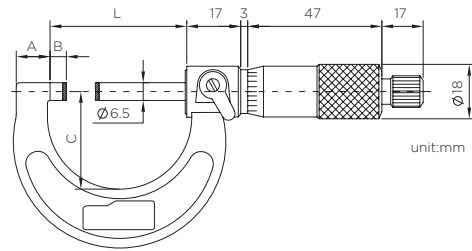


Ratchet Thimble

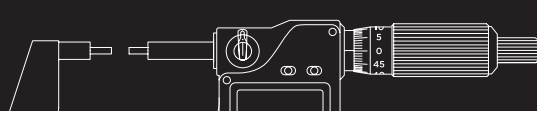
101-01-1

FEATURES

- Graduation: .001" / .0001"
- Flatness: .000024"
- Carbide tipped measuring faces
- Ratchet Stop and Ratchet Thimble are optional
- Grey painted steel frame




Ratchet Stop		Ratchet Thimble		Dimensions				
Code No.	Code No.	Range	Graduation	Accuracy	A	B	C	L
101-01-1	103-01-5	0-1"	.001"	±.0001"	9mm	3mm	28mm	32mm
101-02-1	103-02-5	1-2"	.001"	±.0002"	14mm	3mm	38mm	57mm
101-03-1	103-03-5	2-3"	.001"	±.0002"	15mm	3mm	49mm	82mm
101-04-1	103-04-5	3-4"	.001"	±.0002"	15mm	3mm	60mm	107mm
101-05-1	103-05-5	4-5"	.001"	±.0002"	16.5mm	3mm	73mm	133mm
101-06-1	103-06-5	5-6"	.001"	±.0002"	16.5mm	3mm	85mm	158mm
101-07-1	103-07-5	6-7"	.001"	±.0002"	19.4mm	3mm	104mm	183mm
101-08-1	103-08-5	7-8"	.001"	±.0002"	19.4mm	3mm	117mm	209mm
101-09-1	103-09-5	8-9"	.001"	±.0002"	19.4mm	3mm	130mm	234mm
101-10-1	103-10-5	9-10"	.001"	±.0003"	19.4mm	3mm	142mm	260mm
101-11-1	103-11-5	10-11"	.001"	±.0003"	19.4mm	3mm	155mm	285mm
101-12-1	103-12-5	11-12"	.001"	±.0003"	19.4mm	3mm	168mm	310mm
101-01-3	103-01-7	0-1"	.0001"	±.0001"	9mm	3mm	28mm	32mm
101-02-3	103-02-7	1-2"	.0001"	±.0002"	14mm	3mm	38mm	57mm
101-03-3	103-03-7	2-3"	.0001"	±.0002"	15mm	3mm	49mm	82mm
101-04-3	103-04-7	3-4"	.0001"	±.0002"	15mm	3mm	60mm	107mm
101-05-3	103-05-7	4-5"	.0001"	±.0002"	16.5mm	3mm	73mm	133mm
101-06-3	103-06-7	5-6"	.0001"	±.0002"	16.5mm	3mm	85mm	158mm
101-07-3	103-07-7	6-7"	.0001"	±.0002"	19.4mm	3mm	104mm	183mm
101-08-3	103-08-7	7-8"	.0001"	±.0002"	19.4mm	3mm	117mm	209mm
101-09-3	103-09-7	8-9"	.0001"	±.0002"	19.4mm	3mm	130mm	234mm
101-10-3	103-10-7	9-10"	.0001"	±.0003"	19.4mm	3mm	142mm	260mm
101-11-3	103-11-7	10-11"	.0001"	±.0003"	19.4mm	3mm	155mm	285mm
101-12-3	103-12-7	11-12"	.0001"	±.0003"	19.4mm	3mm	168mm	310mm



Outside Micrometers-Metric Models

101/103 Series



Ratchet Stop

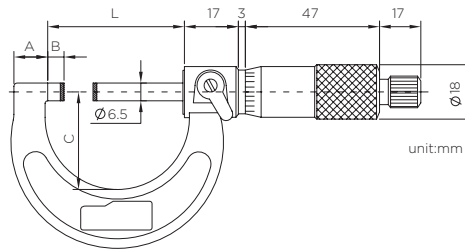


Ratchet Thimble

101-01-0

FEATURES

- Graduation: 0.01mm / 0.001mm
- Flatness: 0.6µm
- Carbide tipped measuring faces
- Ratchet Stop and Ratchet Thimble are optional
- Grey painted steel frame



unit:mm

Ratchet Stop		Ratchet Thimble		Dimensions				
Code No.	Code No.	Range	Graduation	Accuracy	A	B	C	L
101-01-0	103-01-4	0-25mm	0.01mm	0.004mm	9mm	3mm	28mm	32mm
101-02-0	103-02-4	25-50mm	0.01mm	0.004mm	14mm	3mm	38mm	57mm
101-03-0	103-03-4	50-75mm	0.01mm	0.005mm	15mm	3mm	49mm	82mm
101-04-0	103-04-4	75-100mm	0.01mm	0.005mm	15mm	3mm	60mm	107mm
101-05-0	103-05-4	100-125mm	0.01mm	0.006mm	16.5mm	3mm	73mm	133mm
101-06-0	103-06-4	125-150mm	0.01mm	0.006mm	16.5mm	3mm	85mm	158mm
101-07-0	103-07-4	150-175mm	0.01mm	0.007mm	19.4mm	3mm	104mm	183mm
101-08-0	103-08-4	175-200mm	0.01mm	0.007mm	19.4mm	3mm	117mm	209mm
101-09-0	103-09-4	200-225mm	0.01mm	0.008mm	19.4mm	3mm	130mm	234mm
101-10-0	103-10-4	225-250mm	0.01mm	0.008mm	19.4mm	3mm	142mm	260mm
101-11-0	103-11-4	250-275mm	0.01mm	0.009mm	19.4mm	3mm	155mm	285mm
101-12-0	103-12-4	275-300mm	0.01mm	0.009mm	19.4mm	3mm	168mm	310mm
101-01-2	103-01-6	0-25mm	0.001mm	0.004mm	9mm	3mm	28mm	32mm
101-02-2	103-02-6	25-50mm	0.001mm	0.004mm	14mm	3mm	38mm	57mm
101-03-2	103-03-6	50-75mm	0.001mm	0.005mm	15mm	3mm	49mm	82mm
101-04-2	103-04-6	75-100mm	0.001mm	0.005mm	15mm	3mm	60mm	107mm
101-05-2	103-05-6	100-125mm	0.001mm	0.006mm	16.5mm	3mm	73mm	133mm
101-06-2	103-06-6	125-150mm	0.001mm	0.006mm	16.5mm	3mm	85mm	158mm
101-07-2	103-07-6	150-175mm	0.001mm	0.007mm	19.4mm	3mm	104mm	183mm
101-08-2	103-08-6	175-200mm	0.001mm	0.007mm	19.4mm	3mm	117mm	209mm
101-09-2	103-09-6	200-225mm	0.001mm	0.008mm	19.4mm	3mm	130mm	234mm
101-10-2	103-10-6	225-250mm	0.001mm	0.008mm	19.4mm	3mm	142mm	260mm
101-11-2	103-11-6	250-275mm	0.001mm	0.009mm	19.4mm	3mm	155mm	285mm
101-12-2	103-12-6	275-300mm	0.001mm	0.009mm	19.4mm	3mm	168mm	310mm



Outside Micrometer Sets

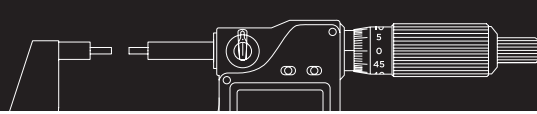
101 Series



101-66-8

Inch		Ratchet Stop
Code No.	Range	Graduation
101-63-9	0-3"	.001"
101-64-9	0-4"	.001"
101-66-9	0-6"	.001"
101-72-9	0-12"	.001"
101-82-9	6-12"	.001"
101-63-7	0-3"	.0001"
101-64-7	0-4"	.0001"
101-66-7	0-6"	.0001"
101-72-7	0-12"	.0001"
101-82-7	6-12"	.0001"

Metric		Ratchet Stop
Code No.	Range	Graduation
101-63-8	0-75mm	0.01mm
101-64-8	0-100mm	0.01mm
101-66-8	0-150mm	0.01mm
101-72-8	0-300mm	0.01mm
101-82-8	150-300mm	0.01mm
101-63-6	0-75mm	0.001mm
101-64-6	0-100mm	0.001mm
101-66-6	0-150mm	0.001mm
101-72-6	0-300mm	0.001mm
101-82-6	150-300mm	0.001mm

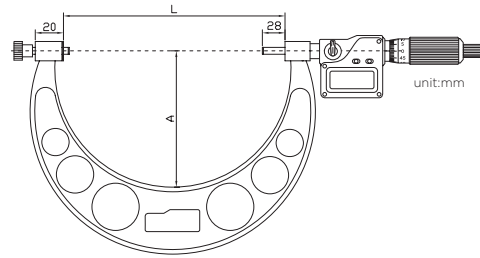


Digital Interchangeable Anvil Outside Micrometers

115 Series



115-06-1



FEATURES

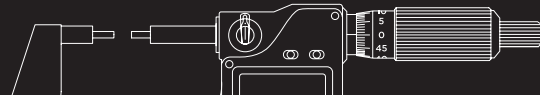
- Resolution: Digital reading: .00005" / 0.001mm Flatness: .00004" / 1µm
- Inch/Metric conversion
- Interchangeable anvils provide wider measuring ranges
- Carbide tipped measuring faces
- Upon switching on the display will read the actual absolute measuring position
- Automatic On/Off to maximize battery life
- Absolute or incremental measuring modes
- Grey painted steel frame for models up to 12" / 300mm
- Grey welded pipe frame for models over 12" / 300mm
- Support Bluetooth data transmission Bluetooth data output: 901-01-5
- Protection level IP65

Note:

The individual anvils are matched as a set with the frame.
The accuracy can't be guaranteed if used with a different frame.


Inch					Dimensions	
Code No.	Range	Accuracy	Anvils	Standards	A	L
115-06-1	0-6"	±.0002"	6 pcs	5 pcs	82mm	158mm
115-12-1	6-12"	±.0003"	6 pcs	6 pcs	165mm	308mm
115-04-7	0-4"	±.0002"	4 pcs	3 pcs	57mm	108mm
115-08-7	4-8"	±.0003"	4 pcs	4 pcs	114mm	208mm
115-12-7	8-12"	±.0003"	4 pcs	4 pcs	165mm	308mm
115-16-1	12-16"	±.0004"	4 pcs	2 pcs	224mm	409mm
115-20-1	16-20"	±.0005"	4 pcs	2 pcs	275mm	509mm
115-24-1	20-24"	±.00026"	4 pcs	2 pcs	321mm	609mm
115-28-1	24-28"	±.0006"	4 pcs	2 pcs	371mm	709mm
115-32-1	28-32"	±.0007"	4 pcs	2 pcs	426mm	809mm
115-36-1	32-36"	±.0008"	4 pcs	2 pcs	476mm	909mm
115-40-1	36-40"	±.0008"	4 pcs	2 pcs	576mm	1009mm

Metric					Dimensions	
Code No.	Range	Accuracy	Anvils	Standards	A	L
115-06-0	0-150mm	±0.003mm	6 pcs	5 pcs	82mm	158mm
115-02-0	150-300mm	±0.005mm	6 pcs	6 pcs	165mm	308mm
115-04-6	0-100mm	±0.003mm	4 pcs	3 pcs	57mm	108mm
115-08-6	100-200mm	±0.004mm	4 pcs	4 pcs	114mm	208mm
115-12-6	200-300mm	±0.005mm	4 pcs	4 pcs	165mm	308mm
115-16-0	300-400mm	±0.006mm	4 pcs	2 pcs	224mm	409mm
115-20-0	400-500mm	±0.007mm	4 pcs	2 pcs	275mm	509mm
115-24-0	500-600mm	±0.007mm	4 pcs	2 pcs	321mm	609mm
115-28-0	600-700mm	±0.008mm	4 pcs	2 pcs	371mm	709mm
115-32-0	700-800mm	±0.009mm	4 pcs	2 pcs	426mm	809mm
115-36-0	800-900mm	±0.010mm	4 pcs	2 pcs	476mm	909mm
115-40-0	900-1000mm	±0.010mm	4 pcs	2 pcs	576mm	1009mm

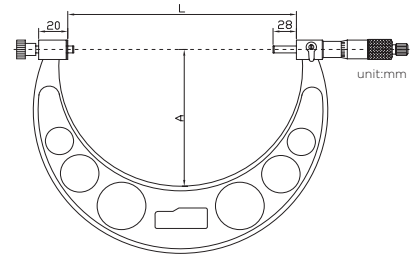


Interchangeable Anvil Outside Micrometers

111 Series



111-06-1



FEATURES

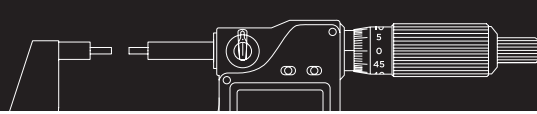
- Graduation: .001" / 0.01mm
Flatness: .00004" / 1µm
- Interchangeable anvils provide wider measuring ranges
- Carbide tipped measuring faces
- Ratchet stop
- Grey welded pipe frame for models over 12" / 300mm
- Grey painted steel frame for models up to 12" / 300mm

Note:

The individual anvils are matched as a set with the frame.
The accuracy can't be guaranteed if used with a different frame.


Inch				Dimensions		
Code No.	Range	Accuracy	Anvils	Standards	A	L
111-06-1	0-6"	±.0002"	6 pcs	5 pcs	82mm	158mm
111-12-1	6-12"	±.0003"	6 pcs	6 pcs	165mm	308mm
111-04-7	0-4"	±.0002"	4 pcs	3 pcs	57mm	108mm
111-08-7	4-8"	±.0003"	4 pcs	4 pcs	114mm	208mm
111-12-7	8-12"	±.0003"	4 pcs	4 pcs	165mm	308mm
111-16-1	12-16"	±.0004"	4 pcs	2 pcs	224mm	409mm
111-20-1	16-20"	±.0005"	4 pcs	2 pcs	275mm	509mm
111-24-1	20-24"	±.00026"	4 pcs	2 pcs	321mm	609mm
111-28-1	24-28"	±.0006"	4 pcs	2 pcs	371mm	709mm
111-32-1	28-32"	±.0007"	4 pcs	2 pcs	426mm	809mm
111-36-1	32-36"	±.0008"	4 pcs	2 pcs	476mm	909mm
111-40-1	36-40"	±.0008"	4 pcs	2 pcs	576mm	1009mm

Metric				Dimensions		
Code No.	Range	Accuracy	Anvils	Standards	A	L
111-06-0	0-150mm	0.006mm	6 pcs	5 pcs	82mm	158mm
111-02-0	150-300mm	0.008mm	6 pcs	6 pcs	165mm	308mm
111-04-6	0-100mm	0.005mm	4 pcs	3 pcs	57mm	108mm
111-08-6	100-200mm	0.007mm	4 pcs	4 pcs	114mm	208mm
111-12-6	200-300mm	0.009mm	4 pcs	4 pcs	165mm	308mm
111-16-0	300-400mm	0.011mm	4 pcs	2 pcs	224mm	409mm
111-20-0	400-500mm	0.013mm	4 pcs	2 pcs	275mm	509mm
111-24-0	500-600mm	0.015mm	4 pcs	2 pcs	321mm	609mm
111-28-0	600-700mm	0.016mm	4 pcs	2 pcs	371mm	709mm
111-32-0	700-800mm	0.018mm	4 pcs	2 pcs	426mm	809mm
111-36-0	800-900mm	0.020mm	4 pcs	2 pcs	476mm	909mm
111-40-0	900-1000mm	0.020mm	4 pcs	2 pcs	576mm	1009mm



Micrometers with Adjustable Anvils

111 Series



FEATURES

- Resolution: .001" / 0.01mm
- Wide measuring range with adjustable anvil. High accuracy standard collars enable that reading does not have to be reset when changing collars
- Travel of micrometer head: 2" / 50mm
Micrometer thread pitch: .05" / 1mm
- Standard collars: 2" / 50mm, 4" / 100mm
- Carbide measuring faces. Painted frame
- Pipe combined frame for light weight and high rigidity

Inch

Code No.	Range	Accuracy	Anvils	Standards
111-48-1	40-48"	±.0008"	1pcs	2pcs
111-56-1	48-56"	±.0009"	1pcs	2pcs
111-64-1	56-64"	±.0011"	1pcs	2pcs
111-72-1	64-72"	±.0012"	1pcs	2pcs
111-80-1	72-80"	±.0013"	1pcs	2pcs
111-88-1	80-88"	±.0015"	1pcs	2pcs

Metric

Code No.	Range	Accuracy	Anvils	Standards
111-48-0	1000-1200mm	0.020mm	1pcs	2pcs
111-56-0	1200-1400mm	0.024mm	1pcs	2pcs
111-64-0	1400-1600mm	0.028mm	1pcs	2pcs
111-72-0	1600-1800mm	0.031mm	1pcs	2pcs
111-80-0	1800-2000mm	0.034mm	1pcs	2pcs
111-88-0	2000-2200mm	0.040mm	1pcs	2pcs



Dial Snap Gauges

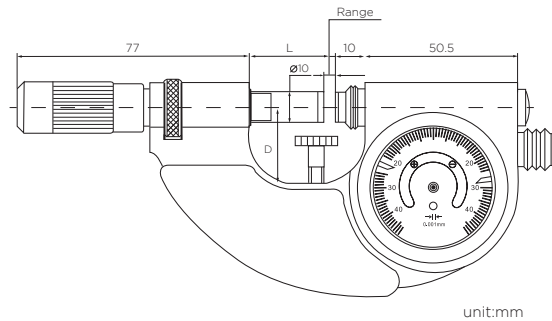
152 Series

FEATURES

- Carbide tipped measuring faces, spindle diameter $\varnothing 10$
- Dial indication graduation: .00005" / 0.001mm
- Dial range: $\pm 0.015"$ / ± 0.04 mm
- Direct GO/NG judgment
- Big size indicator, easy to be read
- Measuring force 5-10N
- Protection level IP54

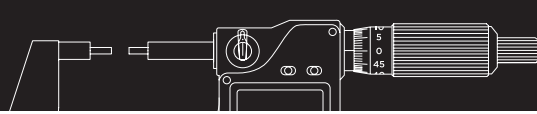


152-01-4



Inch			Dimensions	
Code No.	Range	Accuracy	D	L
152-01-5	0-1"	$\pm 0.00005"$	25mm	28.5mm
152-02-5	1-2"	$\pm 0.00005"$	35mm	53.5mm
152-03-5	2-3"	$\pm 0.00005"$	47.5mm	78.5mm
152-04-5	3-4"	$\pm 0.00005"$	60mm	103.5mm

Metric			Dimensions	
Code No.	Range	Accuracy	D	L
152-01-4	0-25mm	0.001mm	25mm	28.5mm
152-02-4	25-50mm	0.001mm	35mm	53.5mm
152-03-4	50-75mm	0.001mm	47.5mm	78.5mm
152-04-4	75-100mm	0.001mm	60mm	103.5mm



Indicating Micrometers

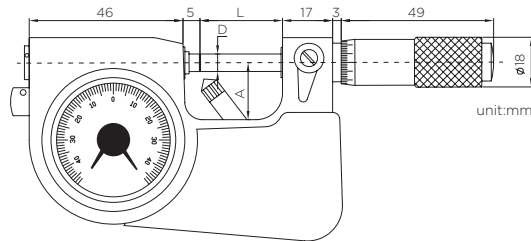
152 Series



152-01-0

FEATURES

- Graduation:
Indicator: .00005" / 0.001mm
Scale: .0001" / 0.002mm
- Indicator range: ± 0.04 mm
- Retractable anvil with an indicator for precision measurement of mass-produced parts
- Carbide tipped measuring faces
- Grey painted steel frame



Inch			Dimensions		
Code No.	Range	Accuracy	L	A	D
152-01-1	0-1"	± 0.0001 "	28.5mm	19mm	$\varnothing 6.5$ mm
152-02-1	1-2"	± 0.0002 "	53.5mm	30mm	$\varnothing 6.5$ mm
152-03-1	2-3"	± 0.0002 "	78.5mm	45mm	$\varnothing 6.5$ mm
152-04-1	3-4"	± 0.0002 "	103.5mm	57mm	$\varnothing 6.5$ mm

Metric			Dimensions		
Code No.	Range	Accuracy	L	A	D
152-01-0	0-25mm	0.002mm	28.5mm	19mm	$\varnothing 6.5$ mm
152-02-0	25-50mm	0.002mm	53.5mm	30mm	$\varnothing 6.5$ mm
152-03-0	50-75mm	0.003mm	78.5mm	45mm	$\varnothing 6.5$ mm
152-04-0	75-100mm	0.003mm	103.5mm	57mm	$\varnothing 6.5$ mm

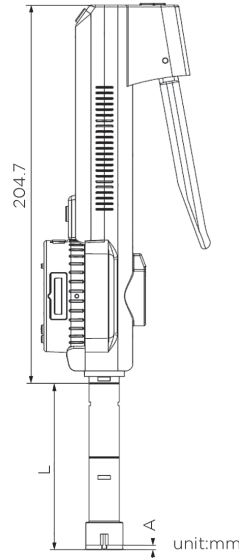
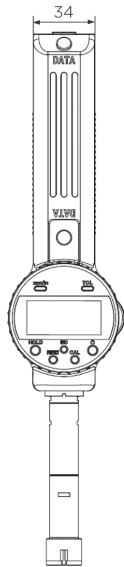


Grip Three Point Internal Micrometers

210 Series



210-11-0



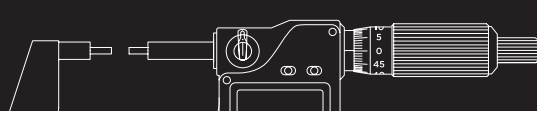
FEATURES

- Resolution: .00005" / 0.001mm
- Built in wireless data transmission
- Tolerance preset and GO/NG judgement
- 330° rotating display easy to read measurement data in multi-angle
- Measuring contact points are designed to allow measurements near the bottom of blind holes
- Measuring surface are carbide (12mm above)
- Additional extensions can be added to increase the measuring depth
- Setting rings for origin point setting



Inch		Dimensions				
Code No.	Range	Accuracy	Setting Ring	L	A	Extension Rod
210-11-1	.275-.35"	±.0001"	.35"	2.16"	.04"	4"
210-12-1	.35-.425"	±.0001"	.35"	2.16"	.06"	4"
210-13-1	.425-.5"	±.0001"	.5"	2.16"	.06"	4"
210-24-1	.5-.65"	±.0001"	.65"	3.15"	.02"	6"
210-25-1	.65-.8"	±.0001"	.65"	3.15"	.02"	6"
210-26-1	.8-1.0"	±.0001"	1.0"	3.54"	.02"	6"
210-27-1	1.0-1.2"	±.0002"	1.0"	3.54"	.02"	6"
210-28-1	1.2-1.6"	±.0002"	1.6"	4.13"	.02"	6"
210-29-1	1.6-2.0"	±.0002"	1.6"	4.13"	.02"	6"
210-30-1	2.0-2.5"	±.0002"	2.5"	5"	.02"	6"
210-31-1	2.5-3.0"	±.0002"	2.5"	5"	.02"	6"
210-32-1	3.0-3.5"	±.0002"	3.5"	5"	.02"	6"
210-33-1	3.5-4.0"	±.0002"	3.5"	5"	.02"	6"

Metric		Dimensions				
Code No.	Range	Accuracy	Setting Ring	L	A	Extension Rod
210-11-0	6-8mm	0.004mm	8mm	55mm	1.0mm	100mm
210-12-0	8-10mm	0.004mm	8mm	55mm	1.5mm	100mm
210-13-0	10-12mm	0.004mm	12mm	55mm	1.5mm	100mm
210-24-0	12-16mm	0.004mm	16mm	80mm	0.5mm	150mm
210-25-0	16-20mm	0.004mm	16mm	80mm	0.5mm	150mm
210-26-0	20-25mm	0.004mm	25mm	90mm	0.5mm	150mm
210-27-0	25-30mm	0.004mm	25mm	90mm	0.5mm	150mm
210-28-0	30-40mm	0.004mm	40mm	105mm	0.5mm	150mm
210-29-0	40-50mm	0.004mm	40mm	105mm	0.5mm	150mm
210-30-0	50-63mm	0.005mm	62mm	127mm	0.5mm	150mm
210-31-0	62-75mm	0.005mm	62mm	127mm	0.5mm	150mm
210-32-0	75-88mm	0.005mm	87mm	127mm	0.5mm	150mm
210-33-0	87-100mm	0.005mm	87mm	127mm	0.5mm	150mm

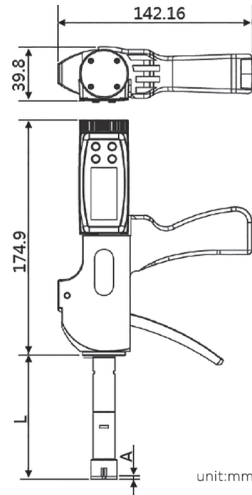


Pistol-Grip Three Point Internal Micrometers

211 Series



211-11-0



FEATURES

- Resolution: .00005" / 0.001mm
- Absolute capacitive system
- Built in wireless data transmission
- Measuring contact points are designed to allow measurements near the bottom of blind holes
- Measuring surface are carbide (12mm above)
- Display can rotate 90°



Inch			Dimensions			
Code No.	Range	Accuracy	Setting Ring	L	A	Extension Rod
211-11-1	.275-.35"	±.0001"	.35"	2.16"	.04"	4"
211-12-1	.35-.425"	±.0001"	.35"	2.16"	.06"	4"
211-13-1	.425-.5"	±.0001"	.5"	2.16"	.06"	4"
211-24-1	.5-.65"	±.0001"	.65"	3.15"	.02"	6"
211-25-1	.65-.8"	±.0001"	.65"	3.15"	.02"	6"
211-26-1	.8-1.0"	±.0001"	1.0"	3.54"	.02"	6"
211-27-1	1.0-1.2"	±.0002"	1.0"	3.54"	.02"	6"
211-28-1	1.2-1.6"	±.0002"	1.6"	4.13"	.02"	6"
211-29-1	1.6-2.0"	±.0002"	1.6"	4.13"	.02"	6"
211-30-1	2.0-2.5"	±.0002"	2.5"	5"	.02"	6"
211-31-1	2.5-3.0"	±.0002"	2.5"	5"	.02"	6"
211-32-1	3.0-3.5"	±.0002"	3.5"	5"	.02"	6"
211-33-1	3.5-4.0"	±.0002"	3.5"	5"	.02"	6"

Metric			Dimensions			
Code No.	Range	Accuracy	Setting Ring	L	A	Extension Rod
211-11-0	6-8mm	0.004mm	8mm	55mm	1.0mm	100mm
211-12-0	8-10mm	0.004mm	8mm	55mm	1.5mm	100mm
211-13-0	10-12mm	0.004mm	12mm	55mm	1.5mm	100mm
211-24-0	12-16mm	0.004mm	16mm	80mm	0.5mm	150mm
211-25-0	16-20mm	0.004mm	16mm	80mm	0.5mm	150mm
211-26-0	20-25mm	0.004mm	25mm	90mm	0.5mm	150mm
211-27-0	25-30mm	0.004mm	25mm	90mm	0.5mm	150mm
211-28-0	30-40mm	0.004mm	40mm	105mm	0.5mm	150mm
211-29-0	40-50mm	0.004mm	40mm	105mm	0.5mm	150mm
211-30-0	50-63mm	0.005mm	62mm	127mm	0.5mm	150mm
211-31-0	62-75mm	0.005mm	62mm	127mm	0.5mm	150mm
211-32-0	75-88mm	0.005mm	87mm	127mm	0.5mm	150mm
211-33-0	87-100mm	0.005mm	87mm	127mm	0.5mm	150mm

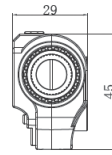
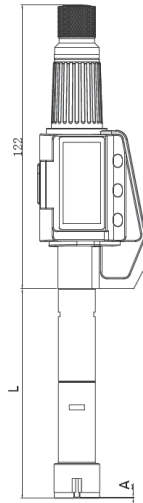


Digital Three Point Internal Micrometers

208 Series



208-24-2



unit:mm

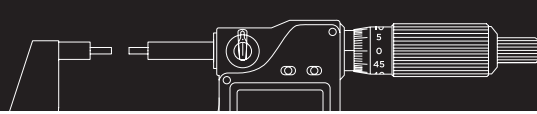
FEATURES

- Resolution: .00005" / 0.001mm
- Built in wireless data transmission
- Ratchet stop
- Measuring contact points are designed to allow measurements near the bottom of blind holes
- Measuring surface are carbide (12mm above)
- Additional extensions can be added to increase the measuring depth
- Setting rings for origin point setting



Inch			Dimensions			
Code No.	Range	Accuracy	Setting Ring	L	A	Extension Rod
208-11-3	.275-.35"	±.0001"	.35"	2.16"	.04"	4"
208-12-3	.35-.425"	±.0001"	.35"	2.16"	.06"	4"
208-13-3	.425-.5"	±.0001"	.5"	2.16"	.06"	4"
208-24-3	.5-.65"	±.0001"	.65"	3.15"	.02"	6"
208-25-3	.65-.8"	±.0001"	.65"	3.15"	.02"	6"
208-26-3	.8-1.0"	±.0001"	1.0"	3.54"	.02"	6"
208-27-3	1.0-1.2"	±.0002"	1.0"	3.54"	.02"	6"
208-28-3	1.2-1.6"	±.0002"	1.6"	4.13"	.02"	6"
208-29-3	1.6-1.0"	±.0002"	1.6"	4.13"	.02"	6"
208-30-3	2.0-1.5"	±.0002"	2.5"	5"	.02"	6"
208-31-3	2.5-3.0"	±.0002"	2.5"	5"	.02"	6"
208-32-3	3.0-3.5"	±.0002"	3.5"	5"	.02"	6"
208-33-3	3.5-4.0"	±.0002"	3.5"	5"	.02"	6"

Metric			Dimensions			
Code No.	Range	Accuracy	Setting Ring	L	A	Extension Rod
208-11-2	6-8mm	0.004mm	8mm	55mm	1.0mm	100mm
208-12-2	8-10mm	0.004mm	8mm	55mm	1.5mm	100mm
208-13-2	10-12mm	0.004mm	12mm	55mm	1.5mm	100mm
208-24-2	12-16mm	0.004mm	16mm	80mm	0.5mm	150mm
208-25-2	16-20mm	0.004mm	16mm	80mm	0.5mm	150mm
208-26-2	20-25mm	0.004mm	25mm	90mm	0.5mm	150mm
208-27-2	25-30mm	0.004mm	25mm	90mm	0.5mm	150mm
208-28-2	30-40mm	0.004mm	40mm	105mm	0.5mm	150mm
208-29-2	40-50mm	0.004mm	40mm	105mm	0.5mm	150mm
208-30-2	50-63mm	0.005mm	62mm	127mm	0.5mm	150mm
208-31-2	62-75mm	0.005mm	62mm	127mm	0.5mm	150mm
208-32-2	75-88mm	0.005mm	87mm	127mm	0.5mm	150mm
208-33-2	87-100mm	0.005mm	87mm	127mm	0.5mm	150mm



Digital Two and Three Point Internal Micrometers (2-12mm/.08-.5")

208 Series

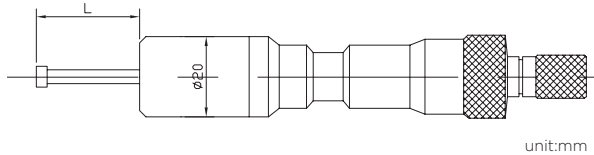


208-12-0



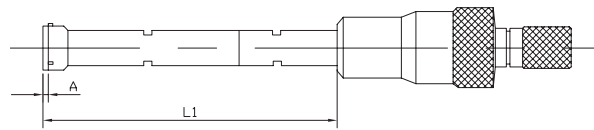
FEATURES

- Resolution: .00005" / 0.001mm
- Protection level IP65
- Ratchet stop
- Setting ring supplied
- Measuring contact points are designed to allow measurements near to the bottom of blind holes
- Models up to and including 6mm / .24 inch have two measuring points, models (over 6mm / .24 inch) with three measuring points
- Support Bluetooth data transmission
Bluetooth data output: 901-01-5



Dimension: 2-6mm / .08-.24"

unit:mm



Dimension: 6-12mm / .275-.5"

Inch				Dimensions		
Code No.	Range	Accuracy	Setting Ring	L	A	Extension Rod
208-06-1	.08-.1"	±.0001"	.1"	12.5mm	-	-
208-07-1	.1-.12"	±.0001"	.1"	12.5mm	-	-
208-08-1	.12-.16"	±.0001"	.16"	22.5mm	-	-
208-09-1	.16-.2"	±.0001"	.16"	22.5mm	-	-
208-10-1	.2-.24"	±.0001"	.24"	22.5mm	-	-
208-10-5	.24-.28"	±.0001"	.24"	22.5mm	-	-
208-11-1	.275-.35"	±.0001"	.275"	53.5mm	0.5mm	100mm
208-12-1	.35-.425"	±.0001"	.35"	53.5mm	0.5mm	100mm
208-13-1	.425-.5"	±.0001"	.5"	53.5mm	0.5mm	100mm

Metric				Dimensions		
Code No.	Range	Accuracy	Setting Ring	L	A	Extension Rod
208-06-0	2-2.5mm	0.004mm	2.5mm	12.5mm	-	-
208-07-0	2.5-3mm	0.004mm	2.5mm	12.5mm	-	-
208-08-0	3-4mm	0.004mm	4mm	22.5mm	-	-
208-09-0	4-5mm	0.004mm	5mm	22.5mm	-	-
208-10-0	5-6mm	0.004mm	6mm	22.5mm	-	-
208-11-0	6-8mm	0.004mm	6mm	53.5mm	0.5mm	100mm
208-12-0	8-10mm	0.004mm	8mm	53.5mm	0.5mm	100mm
208-13-0	10-12mm	0.004mm	10mm	53.5mm	0.5mm	100mm



Two and Three Point Internal Micrometers (2-12mm/.08-.5")

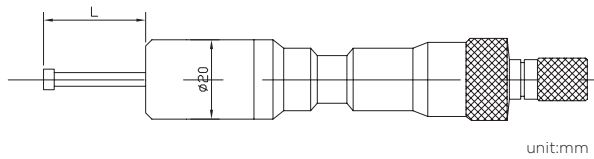
209 Series



209-09-0

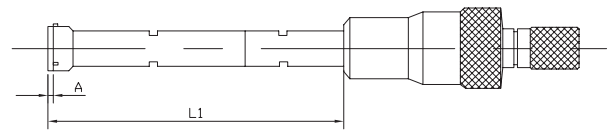
FEATURES

- Graduation: .0001" / 0.001mm
- Ratchet stop
- Setting ring supplied
- Measuring contact points are designed to allow measurements near to the bottom of blind holes
- Models up to and including 6mm / .24 inch have two measuring points, models (over 6mm / .24 inch) with three measuring points



Dimension: 2-6mm / .08-.24"

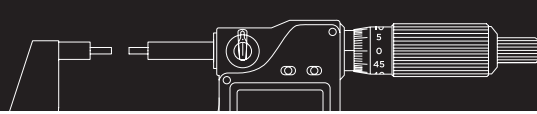
unit:mm



Dimension: 6-12mm / .275-.5"

Inch		Dimensions				
Code No.	Range	Accuracy	Setting Ring	L	A	Extension Rod
209-06-1	.08-.1"	±.0001"	.1"	12.5mm	-	-
209-07-1	.1-.12"	±.0001"	.1"	12.5mm	-	-
209-08-1	.12-.16"	±.0001"	.16"	22.5mm	-	-
209-09-1	.16-.2"	±.0001"	.16"	22.5mm	-	-
209-10-1	.2-.24"	±.0001"	.24"	22.5mm	-	-
209-10-5	.24-.28"	±.0001"	.24"	22.5mm	-	-
209-11-1	.275-.35"	±.0001"	.275"	53.5mm	0.5mm	100mm
209-12-1	.35-.425"	±.0001"	.35"	53.5mm	0.5mm	100mm
209-13-1	.425-.5"	±.0001"	.5"	53.5mm	0.5mm	100mm

Metric		Dimensions				
Code No.	Range	Accuracy	Setting Ring	L	A	Extension Rod
209-06-0	2-2.5mm	0.004mm	2.5mm	12.5mm	-	-
209-07-0	2.5-3mm	0.004mm	2.5mm	12.5mm	-	-
209-08-0	3-4mm	0.004mm	4mm	22.5mm	-	-
209-09-0	4-5mm	0.004mm	5mm	22.5mm	-	-
209-10-0	5-6mm	0.004mm	6mm	22.5mm	-	-
209-11-0	6-8mm	0.004mm	6mm	53.5mm	0.5mm	100mm
209-12-0	8-10mm	0.004mm	8mm	53.5mm	0.5mm	100mm
209-13-0	10-12mm	0.004mm	10mm	53.5mm	0.5mm	100mm



Digital Three Point Internal Micrometers (12-100mm/.5-4.0")

208 Series

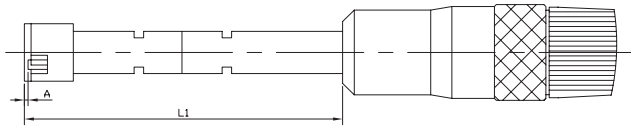


208-28-0



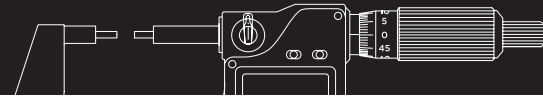
FEATURES

- Resolution: .00005" / 0.001mm
- Ratchet thimble
- Setting ring supplied
- Measuring contact points are designed to allow measurements near to the bottom of blind holes
- Additional extensions can be added to increase the measuring depth
- Measuring surfaces are carbide
- Support Bluetooth data transmission
Bluetooth data output: 901-01-5
- Protection level IP65



Inch				Dimensions		
Code No.	Range	Accuracy	Setting Ring	L	A	Extension Rod
208-24-1	.5-.65"	±.0001"	.65"	80mm	0.5mm	150mm
208-25-1	.65-.8"	±.0001"	.65"	80mm	0.5mm	150mm
208-26-1	.8-1"	±.0001"	1"	90mm	0.5mm	150mm
208-27-1	1-1.2"	±.0002"	1"	90mm	0.5mm	150mm
208-28-1	1.2-1.6"	±.0002"	1.6"	97mm	0.5mm	150mm
208-29-1	1.6-2"	±.0002"	1.6"	97mm	0.5mm	150mm
208-30-1	2-2.5"	±.0002"	2.5"	114mm	0.5mm	150mm
208-31-1	2.5-3"	±.0002"	2.5"	114mm	0.5mm	150mm
208-32-1	3-3.5"	±.0002"	3.5"	114mm	0.5mm	150mm
208-33-1	3.5-4"	±.0002"	3.5"	114mm	0.5mm	150mm

Metric				Dimensions		
Code No.	Range	Accuracy	Setting Ring	L	A	Extension Rod
208-24-0	12-16mm	0.004mm	16mm	80mm	0.5mm	150mm
208-25-0	16-20mm	0.004mm	16mm	80mm	0.5mm	150mm
208-26-0	20-25mm	0.004mm	25mm	90mm	0.5mm	150mm
208-27-0	25-30mm	0.004mm	25mm	90mm	0.5mm	150mm
208-28-0	30-40mm	0.004mm	40mm	97mm	0.5mm	150mm
208-29-0	40-50mm	0.005mm	40mm	97mm	0.5mm	150mm
208-30-0	50-63mm	0.005mm	62mm	114mm	0.5mm	150mm
208-31-0	62-75mm	0.005mm	62mm	114mm	0.5mm	150mm
208-32-0	75-88mm	0.005mm	87mm	114mm	0.5mm	150mm
208-33-0	87-100mm	0.005mm	87mm	114mm	0.5mm	150mm

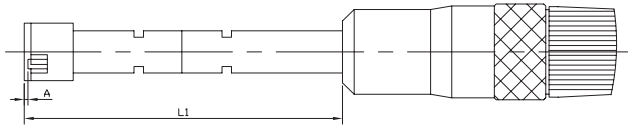


Three Point Internal Micrometers (12-100mm/.5-4.0")

209 Series



209-26-0

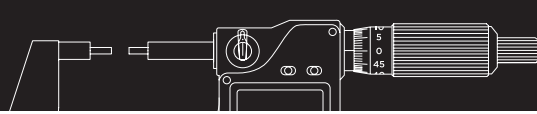


FEATURES

- Graduation: .0002" / 0.005mm
- Ratchet stop
- Setting ring supplied
- Measuring contact points are designed to allow measurements near to the bottom of blind holes
- Additional extensions can be added to increase the measuring depth
- Measuring surfaces are carbide

Inch		Dimensions				
Code No.	Range	Accuracy	Setting Ring	L	A	Extension Rod
209-24-1	.5-.65"	±.0001"	.65"	80mm	0.5mm	150mm
209-25-1	.65-.8"	±.0001"	.65"	80mm	0.5mm	150mm
209-26-1	.8-1"	±.0001"	1"	90mm	0.5mm	150mm
209-27-1	1-1.2"	±.0002"	1"	90mm	0.5mm	150mm
209-28-1	1.2-1.6"	±.0002"	1.6"	97mm	0.5mm	150mm
209-29-1	1.6-2"	±.0002"	1.6"	97mm	0.5mm	150mm
209-30-1	2-2.5"	±.0002"	2.5"	114mm	0.5mm	150mm
209-31-1	2.5-3"	±.0002"	2.5"	114mm	0.5mm	150mm
209-32-1	3-3.5"	±.0002"	3.5"	114mm	0.5mm	150mm
209-33-1	3.5-4"	±.0002"	3.5"	114mm	0.5mm	150mm

Metric		Dimensions				
Code No.	Range	Accuracy	Setting Ring	L	A	Extension Rod
209-24-0	12-16mm	0.004mm	16mm	80mm	0.5mm	150mm
209-25-0	16-20mm	0.004mm	16mm	80mm	0.5mm	150mm
209-26-0	20-25mm	0.004mm	25mm	90mm	0.5mm	150mm
209-27-0	25-30mm	0.004mm	25mm	90mm	0.5mm	150mm
209-28-0	30-40mm	0.004mm	40mm	97mm	0.5mm	150mm
209-29-0	40-50mm	0.005mm	40mm	97mm	0.5mm	150mm
209-30-0	50-63mm	0.005mm	62mm	114mm	0.5mm	150mm
209-31-0	62-75mm	0.005mm	62mm	114mm	0.5mm	150mm
209-32-0	75-88mm	0.005mm	87mm	114mm	0.5mm	150mm
209-33-0	87-100mm	0.005mm	87mm	114mm	0.5mm	150mm



Digital Three Point Internal Micrometers (100-300mm/4.0-12.0")

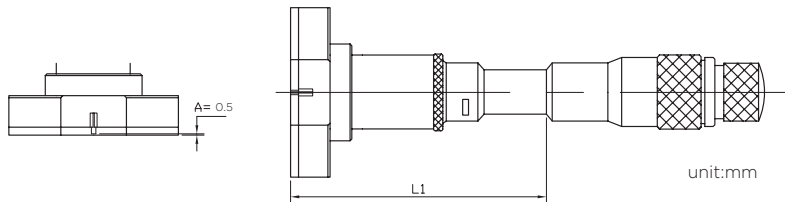
208 Series



208-34-0

FEATURES

- Resolution: .00005" / 0.001mm
- Ratchet thimble
- Measuring contact points are designed to allow measurements near to the bottom of blind holes
- Additional extensions can be added to increase the measuring depth
- Measuring surfaces are carbide
- Setting ring are not included with the set but are optional
- Support Bluetooth data transmission
Bluetooth data output: 901-01-5
- Protection level IP65



Inch			Optional	Dimensions	
Code No.	Range	Accuracy	Setting Ring	L1	Extension Rod
208-34-1	4-5"	±.0002"	4"	145mm	150mm
208-35-1	5-6"	±.0002"	5"	145mm	150mm
208-36-1	6-7"	±.0002"	6"	145mm	150mm
208-37-1	7-8"	±.0002"	7"	145mm	150mm
208-38-1	8-9"	±.00028"	8"	145mm	150mm
208-39-1	9-10"	±.00028"	9"	145mm	150mm
208-40-1	10-11"	±.00028"	10"	145mm	150mm
208-41-1	11-12"	±.00028"	11"	145mm	150mm

Metric			Optional	Dimensions	
Code No.	Range	Accuracy	Setting Ring	L1	Extension Rod
208-34-0	100-125mm	0.005mm	100mm	145mm	150mm
208-35-0	125-150mm	0.005mm	125mm	145mm	150mm
208-36-0	150-175mm	0.005mm	150mm	145mm	150mm
208-37-0	175-200mm	0.005mm	175mm	145mm	150mm
208-38-0	200-225mm	0.007mm	200mm	145mm	150mm
208-39-0	225-250mm	0.007mm	225mm	145mm	150mm
208-40-0	250-275mm	0.007mm	250mm	145mm	150mm
208-41-0	275-300mm	0.007mm	275mm	145mm	150mm



Three Point Internal Micrometers (100-300mm/4.0-12.0")

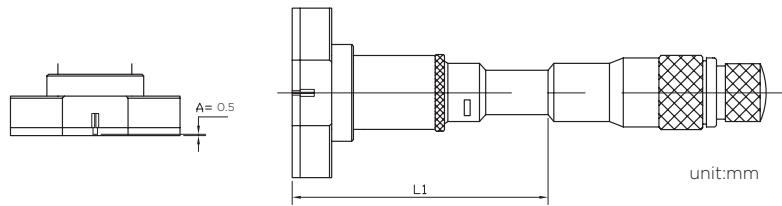
209 Series



209-34-0

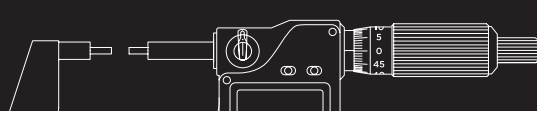
FEATURES

- Graduation: .0002" / 0.005mm
- Ratchet stop
- Measuring contact points are designed to allow measurements near to the bottom of blind holes
- Additional extensions can be added to increase the measuring depth
- Measuring surfaces are carbide
- Setting rings are not included with the set but are optional



Inch		Optional		Dimensions	
Code No.	Range	Accuracy	Setting Ring	L1	Extension Rod
209-34-1	4-5"	±.0002"	4"	145mm	150mm
209-35-1	5-6"	±.0002"	5"	145mm	150mm
209-36-1	6-7"	±.0002"	6"	145mm	150mm
209-37-1	7-8"	±.0002"	7"	145mm	150mm
209-38-1	8-9"	±.00028"	8"	145mm	150mm
209-39-1	9-10"	±.00028"	9"	145mm	150mm
209-40-1	10-11"	±.00028"	10"	145mm	150mm
209-41-1	11-12"	±.00028"	11"	145mm	150mm

Metric		Optional		Dimensions	
Code No.	Range	Accuracy	Setting Ring	L1	Extension Rod
209-34-0	100-125mm	0.005mm	100mm	145mm	150mm
209-35-0	125-150mm	0.005mm	125mm	145mm	150mm
209-36-0	150-175mm	0.005mm	150mm	145mm	150mm
209-37-0	175-200mm	0.005mm	175mm	145mm	150mm
209-38-0	200-225mm	0.007mm	200mm	145mm	150mm
209-39-0	225-250mm	0.007mm	225mm	145mm	150mm
209-40-0	250-275mm	0.007mm	250mm	145mm	150mm
209-41-0	275-300mm	0.007mm	275mm	145mm	150mm



Three Point Internal Micrometer Sets

208 Series



208-65-9


Inch				
Code No.	Range	Packages	Setting Rings	Extension Rod
208-61-9	.08-.12"	2 pcs 0.08-0.1", 0.1-0.12"	.1"	-
208-62-9	.12-.28"	4 pcs 0.12-0.16", 0.16"-0.2", 0.2-0.24", 0.24-0.28"	0.16", 0.24"	-
208-63-9	.275-.5"	3 pcs 0.275-0.35", 0.35-0.425", 0.425"-0.5"	0.275", 0.35", 0.5"	4"
208-64-9	.5-.8"	2 pcs 0.5-0.65", 0.65-0.8"	0.65"	6"
208-65-9	.8-2"	4 pcs 0.8-1", 1-1.2", 1.2-1.6", 1.6-2"	1", 1.6"	6"
208-66-9	2-4"	4 pcs 2-2.5", 2.5-3", 3-3.5", 3.5-4"	2.5", 3.5"	6"

Metric				
Code No.	Range	Packages	Setting Rings	Extension Rod
208-61-8	2-3mm	2 pcs 2-2.5, 2.5-3mm	2.5mm	-
208-62-8	3-6mm	3 pcs 3-4, 4-5, 5-6mm	4, 5, 6mm	-
208-63-8	6-12mm	3 pcs 6-8, 8-10, 10-12mm	6, 8, 10mm	100mm
208-64-8	12-20mm	2 pcs 12-16, 16-20mm	16mm	150mm
208-65-8	20-50mm	4 pcs 20-25, 25-30, 30-40, 40-50mm	25, 40mm	150mm
208-66-8	50-100mm	4 pcs 50-63, 62-75, 75-88, 87-100mm	62, 87mm	150mm



Three Point Internal Micrometer Sets

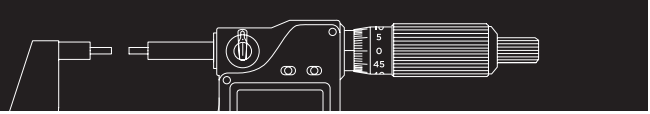
209 Series



209-62-8

Inch				
Code No.	Range	Packages	Setting Rings	Extension Rod
209-61-9	.08-.12"	2 pcs 0.08-0.1", 0.1-0.12"	.1"	-
209-62-9	.12-.28"	4 pcs 0.12-0.16", 0.16"-0.2", 0.2-0.24", 0.24-0.28"	0.16", 0.24"	-
209-63-9	.275-.5"	3 pcs 0.275-0.35", 0.35-0.425", 0.425"-0.5"	0.275", 0.35", 0.5"	4"
209-64-9	.5-.8"	2 pcs 0.5-0.65", 0.65-0.8"	0.65"	6"
209-65-9	.8-2"	4 pcs 0.8-1", 1-1.2", 1.2-1.6", 1.6-2"	1", 1.6"	6"
209-66-9	2-4"	4 pcs 2-2.5", 2.5-3", 3-3.5", 3.5-4"	2.5", 3.5"	6"

Metric				
Code No.	Range	Packages	Setting Rings	Extension Rod
209-61-8	2-3mm	2 pcs 2-2.5, 2.5-3mm	2.5mm	-
209-62-8	3-6mm	3 pcs 3-4, 4-5, 5-6mm	4, 5, 6mm	-
209-63-8	6-12mm	3 pcs 6-8, 8-10, 10-12mm	6, 8, 10mm	100mm
209-64-8	12-20mm	2 pcs 12-16, 16-20mm	16mm	150mm
209-65-8	20-50mm	4 pcs 20-25, 25-30, 30-40, 40-50mm	25, 40mm	150mm
209-66-8	50-100mm	4 pcs 50-63, 62-75, 75-88, 87-100mm	62, 87mm	150mm



Digital Inside Micrometers

207 Series

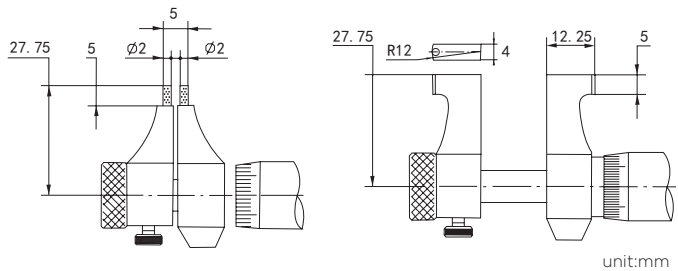


207-01-0



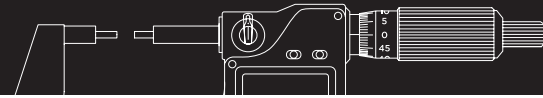
FEATURES

- Resolution: .00005" / 0.001mm
- Designed for the measurement of intricate internal characteristics
- Solid carbide pins for measurement contact points
- Satin chrome finished
- .2-1.2" / 5-30mm and 1-2" / 25-50mm range are supplied with Setting Ring
- Support Bluetooth data transmission
Bluetooth data output: 901-01-5
- Ratchet stop




Inch			
Code No.	Range	Resolution	Accuracy
207-01-1	.2-1.2"	.00005"	±.0001"
207-02-1	1-2"	.00005"	±.0002"
207-03-1	2-3"	.00005"	±.0002"
207-04-1	3-4"	.00005"	±.0002"
207-05-1	4-5"	.00005"	±.0002"
207-06-1	5-6"	.00005"	±.0002"
207-07-1	6-7"	.00005"	±.0002"
207-08-1	7-8"	.00005"	±.0002"

Metric			
Code No.	Range	Resolution	Accuracy
207-01-0	5-30mm	0.001mm	±0.003mm
207-02-0	25-50mm	0.001mm	±0.003mm
207-03-0	50-75mm	0.001mm	±0.004mm
207-04-0	75-100mm	0.001mm	±0.004mm
207-05-0	100-125mm	0.001mm	±0.005mm
207-06-0	125-150mm	0.001mm	±0.005mm
207-07-0	150-175mm	0.001mm	±0.005mm
207-08-0	175-200mm	0.001mm	±0.005mm



Inside Micrometers

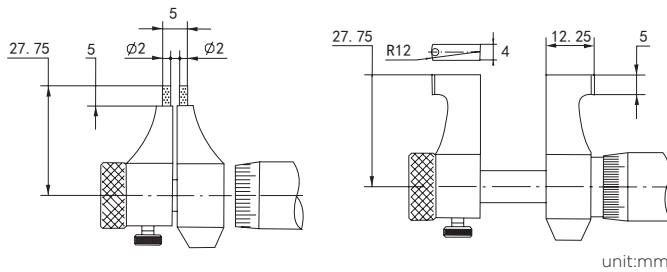
203 Series



203-02-0

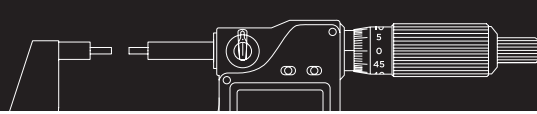
FEATURES

- Graduation: .001" / 0.01mm
- Designed for the measurement of intricate internal characteristics
- Satin chrome finished
- .2-1.2" / 5-30mm and 1-2" / 25-50mm range are supplied with Setting Ring
- Ratchet stop




Inch			
Code No.	Range	Graduation	Accuracy
203-01-1	.2-1.2"	.001"	±.0001"
203-02-1	1-2"	.001"	±.0002"
203-03-1	2-3"	.001"	±.0002"
203-04-1	3-4"	.001"	±.0002"
203-05-1	4-5"	.001"	±.0002"
203-06-1	5-6"	.001"	±.0002"
203-07-1	6-7"	.001"	±.0002"
203-08-1	7-8"	.001"	±.0002"

Metric			
Code No.	Range	Graduation	Accuracy
203-01-0	5-30mm	0.01mm	0.005mm
203-02-0	25-50mm	0.01mm	0.006mm
203-03-0	50-75mm	0.01mm	0.007mm
203-04-0	75-100mm	0.01mm	0.008mm
203-05-0	100-125mm	0.01mm	0.009mm
203-06-0	125-150mm	0.01mm	0.009mm
203-07-0	150-175mm	0.01mm	0.010mm
203-08-0	175-200mm	0.01mm	0.010mm



Dual Measurement Inside Micrometers

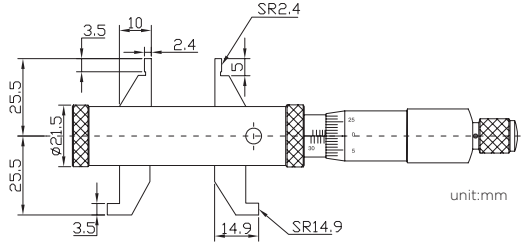
206 Series



206-01-0

FEATURES

- Graduation: .001" / 0.01mm
- For all kinds of inside measurements
- Large measuring range with two sides of calipers
- Bi-directional graduation for easy reading in both directions
- Supplied with Setting Ring (Ø1.2" / Ø30mm dia.)



Code No.	Lower Range	Upper Range	Graduation	Accuracy
Inch				
206-01-1	.2-1.2"	1.2-2.2"	.001"	±.0002"
Metric				
206-01-0	5-30mm	30-55mm	0.01mm	0.005mm

Tubular Inside Micrometers

240 Series



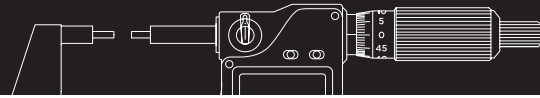
240-01-0

FEATURES

- Graduation: .001" / 0.01mm
- Accuracy: Metric (3+n+L/50) μm
Inch [0.00005 (3+L/2)]"
n=number of rod, L=Maximum measuring Length (mm)/(inch)
- Offers a wide range of ID measurements by combining extension rods with the micrometer head
- Supplied with a standard caliper gauge for zero setting
- The combining of Extension Rod provides a wide measuring range
- Carbide measuring faces
- Diameter of Extension Rod: Ø15.5mm

Inch			
Code No.	Range	Extension Rod	Note
240-01-1	2-12"	.5", 1", 2" (2 pcs), 4"	Includes .50", .001" Mic. Head
240-02-1	2-40"	.5", 1", 2", 4" (2 pcs), 6", 8", 12"	Includes .50", .001" Mic. Head
169-55-1	2-2.5"	-	Replacement Mic Head .001"

Metric			
Code No.	Range	Extension Rod	Note
240-01-0	50-300mm	13, 25, 50 (2 pcs), 100mm	Includes 13mm, 0.01mm Mic. Head
240-02-0	50-1000mm	13, 25, 50, 100 (2 pcs), 150, 200, 300mm	Includes 13mm, 0.01mm Mic. Head
240-03-0	50-1500mm	13, 25, 50, 100 (2 pcs), 150, 200 (2 pcs), 300mm (2 pcs)	Includes 13mm, 0.01mm Mic. Head
240-11-0	50-100mm	13, 25mm	Includes 13mm, 0.01mm Mic. Head
240-12-0	50-500mm	13, 25, 50 (2 pcs), 100, 200mm	Includes 13mm, 0.01mm Mic. Head
169-55-0	50-63mm	-	Replacement 0.01mm Mic. Head



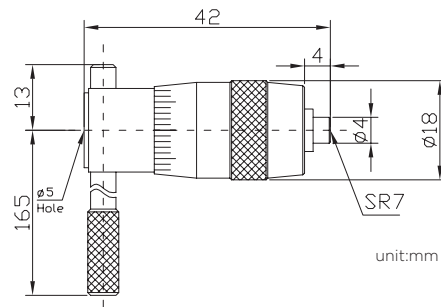
Inside Micrometers - Interchangeable Rod Type 242 Series



242-40-1

FEATURES

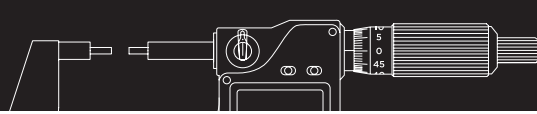
- Graduation: .001" / 0.01mm.
- Accuracy: Metric (6 + L/50) μm
Inch [0.0003 + 0.00005 (L/2)]"
L=Maximum measuring Length (mm)/(inch)
- Rods marked with its measuring range
- Satin chrome finish throughout
- All contact points hardened for extra long tool life
- With locking clamp
- Zero point can be readjusted by rotating the micrometer head sleeve
- Carbide tipped measuring faces



Inch						
Code No.	Range	Head Travel	Graduation	Spacing Collar	Diameter of Rods	Note
242-02-1	1-2"	.25"	.001"	.250"	Ø.248"	1" Mic head & 2 Rods
242-08-1	2-8"	.50"	.001"	.500"	Ø.248"	2" Mic head & 6 Rods
242-12-1	2-12"	.50"	.001"	.500"	Ø.248"	2" Mic head & 10 Rods
242-20-1	8-20"	1.00"	.001"	1", 2"	Ø.355"	8" Mic head & 3 Rods
242-40-1	8-40"	1.00"	.001"	1", 2"	Ø.355"	8" Mic head & 8 Rods


Metric						
Code No.	Range	Head Travel	Graduation	Spacing Collar	Diameter of Rods	Note
242-02-0	25-50mm	7.0mm	0.01mm	6.0mm	Ø6.3mm	25mm Mic head & 2 Rods
242-08-0	50-200mm	13mm	0.01mm	12.0mm	Ø6.3mm	50mm Mic head & 6 Rods
242-12-0	50-300mm	13mm	0.01mm	12.0mm	Ø6.3mm	50mm Mic head & 10 Rods
242-20-0	200-500mm	25mm	0.01mm	25mm, 50mm	Ø9mm	200mm Mic head & 3 Rods
242-40-0	200-1000mm	25mm	0.01mm	25mm, 50mm	Ø9mm	200mm Mic head & 8 Rods

Note: Individual rods are matched with micrometer and should not be interchanged with other sets



Caliper Micrometers

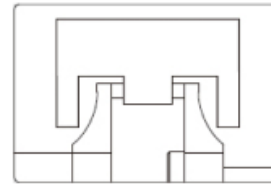
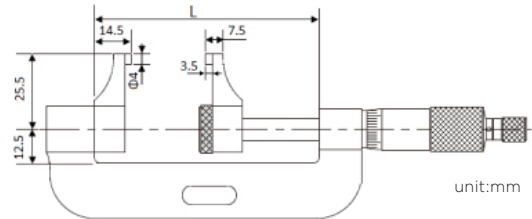


190 Series



190-11-1

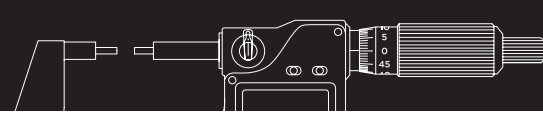
FEATURES

- Graduation:
Inch: .001"
Metric: 0.01mm
- Carbide tipped measuring faces
- Ratchet Stop
- Grey painted steel frame



Inch			Dimensions
Code No.	Range	Accuracy	L
190-11-1	0-1"	±.0001"	56mm
190-12-1	1-2"	±.0002"	81mm
190-13-1	2-3"	±.0002"	106mm
190-14-1	3-4"	±.0002"	131mm

Metric			Dimensions
Code No.	Range	Accuracy	L
190-11-0	0-25mm	0.004mm	56mm
190-12-0	25-50mm	0.004mm	81mm
190-13-0	50-75mm	0.005mm	106mm
190-14-0	75-100mm	0.005mm	131mm



Quick-Setting Outside Micrometers, 1mm Rev

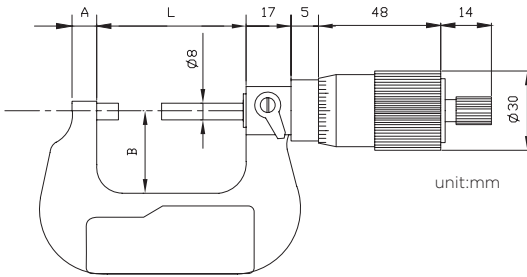
102 Series



102-61-0

FEATURES


- Graduation: 0.01mm
- Flatness: 0.3 μ m
- 1mm thread pitch for quick setting
- The measurement can be read directly from the thimble due to the 100 step graduation
- Carbide tipped measuring faces
- Ratchet thimble
- Grey painted steel frame



Metric		Dimensions			
Code No.	Range	Accuracy	A	B	L
102-61-0	0-25mm	0.004mm	6mm	24mm	32mm
102-62-0	25-50mm	0.004mm	8mm	32mm	57mm
102-63-0	50-75mm	0.005mm	8mm	45mm	82mm
102-64-0	75-100mm	0.005mm	8mm	57mm	107mm

Micrometer Stands

109 Series



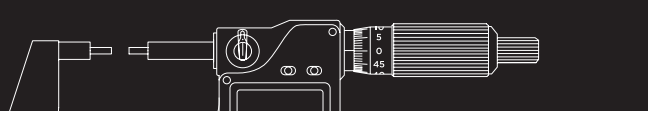
Code No.: 109-01-0
Painted Steel Base



Code No.: 109-02-1
Painted Cast-iron Base

FEATURES

- These stands are designed to allow bench top use with hand micrometers



Blade Micrometers

117 Series

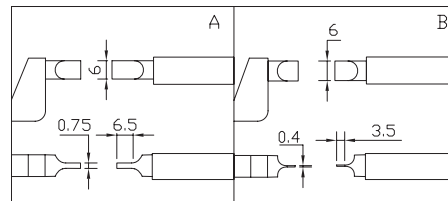
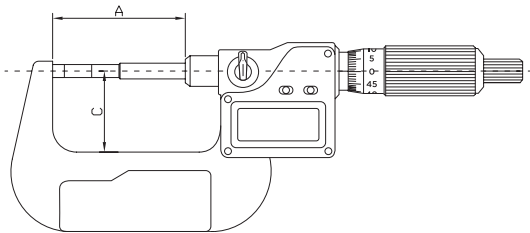


117-01-0



FEATURES

- Resolution: Digital reading: .00005" / 0.001mm
- Ratchet stop
- For measuring the groove diameter of shafts, keyways, and other hard to reach portions
- Non-rotating spindle
- Carbide tipped measuring faces
- Grey painted steel frame
- Inch/Metric conversion
- Upon switching on the display will read the actual absolute measuring position
- Automatic On/Off to maximize battery life
- Absolute or incremental measuring modes
- Support Bluetooth data transmission
Bluetooth data output: 901-01-5



unit:mm

Anvil Type A	Anvil Type B	Inch	Accuracy	Dimensions	
Code No.	Code No.	Range		A	C
117-01-1	117-01-3	0-1"	±.0001"	57mm	32mm
117-02-1	117-02-3	1-2"	±.0002"	82mm	44.5mm
117-03-1	117-03-3	2-3"	±.0002"	107mm	57mm
117-04-1	117-04-3	3-4"	±.0002"	132.6mm	69.5mm
117-05-1	117-05-3	4-5"	±.0002"	158mm	82mm
117-06-1	117-06-3	5-6"	±.0002"	183.4mm	94.5mm

Anvil Type A	Anvil Type B	Metric	Accuracy	Dimensions	
Code No.	Code No.	Range		A	C
117-01-0	117-01-2	0-25mm	±0.002mm	57mm	32mm
117-02-0	117-02-2	25-50mm	±0.002mm	82mm	44.5mm
117-03-0	117-03-2	50-75mm	±0.003mm	107mm	57mm
117-04-0	117-04-2	75-100mm	±0.003mm	132.6mm	69.5mm
117-05-0	117-05-2	100-125mm	±0.003mm	158mm	82mm
117-06-0	117-06-2	125-150mm	±0.003mm	183.4mm	94.5mm



Blade Micrometers

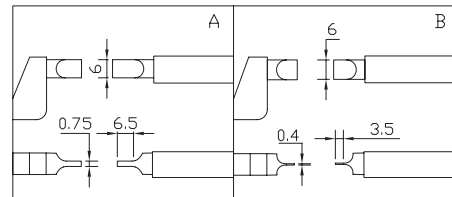
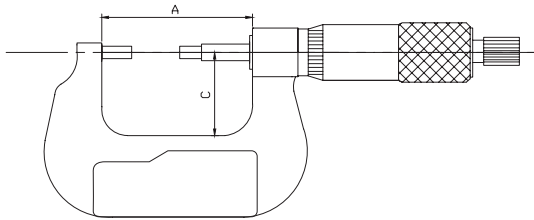
112 Series



112-01-0

FEATURES

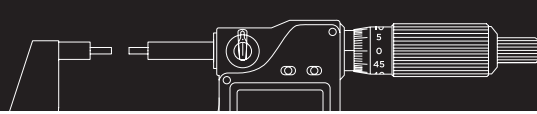
- Graduation: .0001" / 0.01mm
- Ratchet stop
- For measuring the groove diameter of shafts, keyways, and other hard to reach portions
- Non-rotating spindle
- Carbide tipped measuring faces
- Grey painted steel frame



unit:mm

Anvil Type A	Anvil Type B	Inch	Accuracy	Dimensions	
Code No.	Code No.	Range		A	C
112-01-1	112-01-3	0-1"	±.0001"	57mm	32mm
112-02-1	112-02-3	1-2"	±.0002"	82mm	44.5mm
112-03-1	112-03-3	2-3"	±.0002"	107mm	57mm
112-04-1	112-04-3	3-4"	±.0002"	132.6mm	69.5mm
112-05-1	112-05-3	4-5"	±.0002"	158mm	82mm
112-06-1	112-06-3	5-6"	±.0002"	183.4mm	94.5mm

Anvil Type A	Anvil Type B	Metric	Accuracy	Dimensions	
Code No.	Code No.	Range		A	C
112-01-0	112-01-2	0-25mm	0.004mm	57mm	32mm
112-02-0	112-02-2	25-50mm	0.004mm	82mm	44.5mm
112-03-0	112-03-2	50-75mm	0.005mm	107mm	57mm
112-04-0	112-04-2	75-100mm	0.005mm	132.6mm	69.5mm
112-05-0	112-05-2	100-125mm	0.006mm	158mm	82mm
112-06-0	112-06-2	125-150mm	0.006mm	183.4mm	94.5mm



Multi-Anvil Micrometers 125 Series

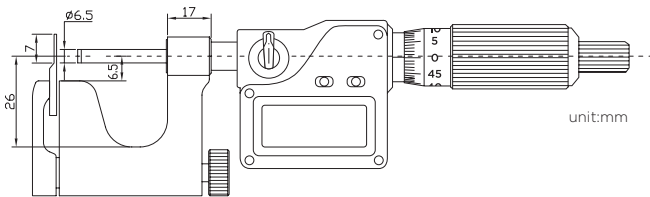


125-01-0

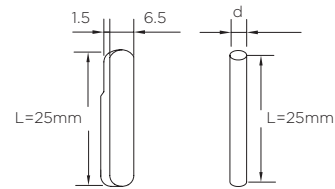


FEATURES

- Resolution: Digital reading: .00005" / 0.001mm
- Measures tube thickness, shoulder edge distance, rivet head height, with interchangeable anvils (Flat Anvil, Rod Anvil, V-anvil)
- Inch/Metric conversion
- Upon switching on the display will read the actual absolute measuring position
- Ratchet stop
- Carbide tipped measuring faces
- Automatic On/Off to maximize battery life
- Chrome-plated steel feet frame
- Absolute or incremental measuring modes
- Support Bluetooth data transmission
Bluetooth data output: 901-01-5
- Protection level IP65

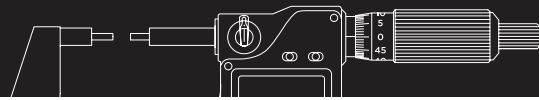


unit:mm



Inch			Dimensions	
Code No.	Range	Accuracy	A	d
125-01-1	0-1"	±0.0001"	28.5mm	Ø3mm
125-02-1	1-2"	±0.0002"	53.5mm	Ø5mm

Metric			Dimensions	
Code No.	Range	Accuracy	A	d
125-01-0	0-25mm	±0.002mm	28.5mm	Ø3mm
125-02-0	25-50mm	±0.002mm	53.5mm	Ø5mm



Multi-Anvil Micrometers

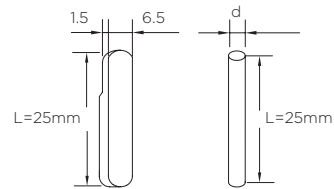
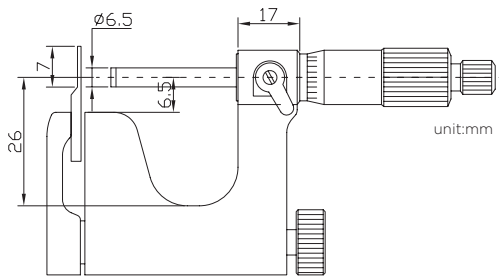
121 Series



121-01-1

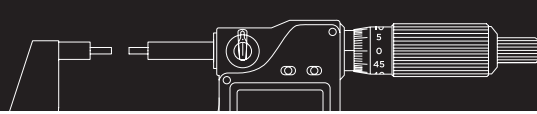
FEATURES

- Graduation: .0001" / 0.01mm
- Measures tube thickness, shoulder edge distance rivet head height, with interchangeable anvils (Flat Anvil, Rod Anvil, V-anvil)
- Ratchet thimble
- Carbide tipped measuring faces
- Chrome-plated steel feet frame



Inch			Dimensions	
Code No.	Range	Accuracy	A	d
121-01-1	0-1"	±.0001"	28.5mm	Ø3mm
121-02-1	1-2"	±.0002"	53.5mm	Ø5mm

Metric			Dimensions	
Code No.	Range	Accuracy	A	d
121-01-0	0-25mm	0.004mm	28.5mm	Ø3mm
121-02-0	25-50mm	0.004mm	53.5mm	Ø5mm



Point Micrometers

126 Series

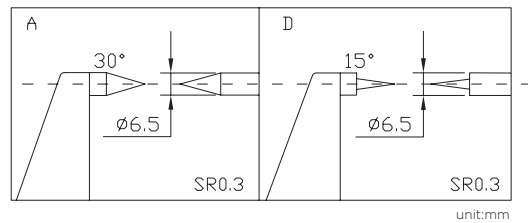
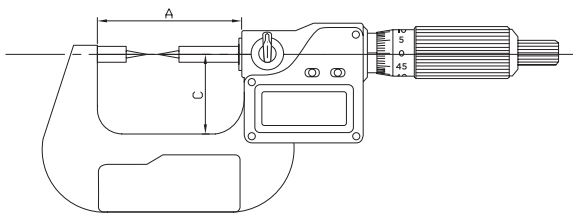


126-02-0



FEATURES

- Resolution:
Digital reading: .00005" / 0.001mm
- 15 degree and 30 degree measuring points are available
- For measuring the web thickness of drills, small grooves, and other hard to reach dimensions
- Carbide tipped measuring faces
- Grey painted steel frame
- Ratchet stop
- Upon switching on the display will read the actual absolute measuring position
- Automatic On/Off to maximize battery life
- Absolute or incremental measuring modes
- Support Bluetooth data transmission
Bluetooth data output: 901-01-5
- Protection level IP65



Anvil Type D 15°		Anvil Type A 30°		Dimensions	
Code No.	Code No.	Range	Accuracy	A	C
126-01-1	126-01-3	0-1"	±.0001"	57mm	32mm
126-02-1	126-02-3	1-2"	±.0002"	82mm	44.5mm
126-03-1	126-03-3	2-3"	±.0002"	107mm	57mm
126-04-1	126-04-3	3-4"	±.0002"	132.6mm	69.5mm

Anvil Type D 15°		Anvil Type A 30°		Dimensions	
Code No.	Code No.	Range	Accuracy	A	C
126-01-0	126-01-2	0-25mm	±0.002mm	57mm	32mm
126-02-0	126-02-2	25-50mm	±0.002mm	82mm	44.5mm
126-03-0	126-03-2	50-75mm	±0.003mm	107mm	57mm
126-04-0	126-04-2	75-100mm	±0.003mm	132.6mm	69.5mm



Point Micrometers

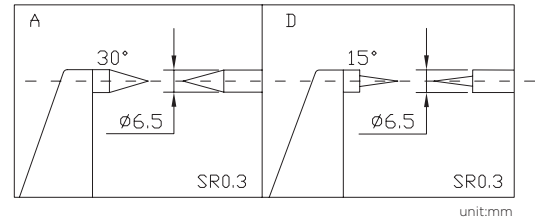
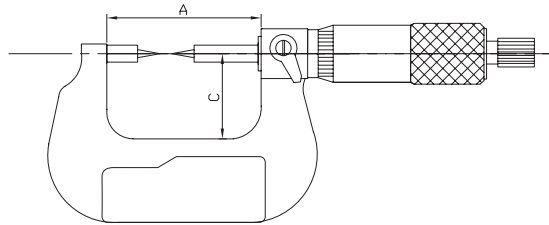
122 Series



122-01-1

FEATURES

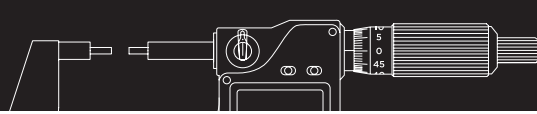
- Graduation: .001" / 0.01mm
- 15 degree and 30 degree measuring points are available
- For measuring the web thickness of drills, small grooves, and other hard to reach dimensions
- Carbide tipped measuring faces
- Grey painted steel frame
- Ratchet stop



unit:mm

Anvil Type D 15°		Anvil Type A 30°		Dimensions	
Code No.	Code No.	Range	Accuracy	A	C
122-01-1	122-01-3	0-1"	±.0001"	57mm	32mm
122-02-1	122-02-3	1-2"	±.0002"	82mm	44.5mm
122-03-1	122-03-3	2-3"	±.0002"	107mm	57mm
122-04-1	122-04-3	3-4"	±.0002"	132.6mm	69.5mm

Anvil Type D 15°		Anvil Type A 30°		Dimensions	
Code No.	Code No.	Range	Accuracy	A	C
122-01-0	122-01-2	0-25mm	0.004mm	57mm	32mm
122-02-0	122-02-2	25-50mm	0.004mm	82mm	44.5mm
122-03-0	122-03-2	50-75mm	0.005mm	107mm	57mm
122-04-0	122-04-2	75-100mm	0.005mm	132.6mm	69.5mm



Single Point Micrometers

135 Series

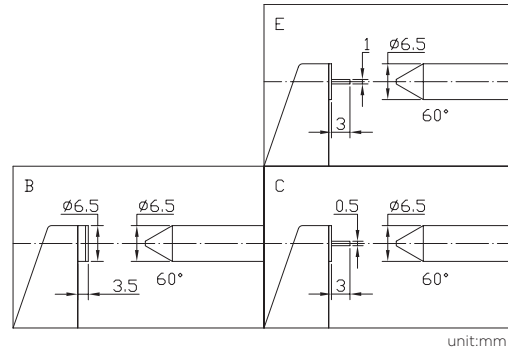
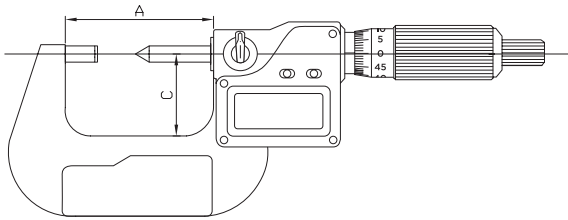


135-01-0



FEATURES

- Resolution: Digital reading: .00005" / 0.001mm
- For measuring the height of crimp contacts
- Carbide tipped measuring faces
- Grey painted steel frame
- Ratchet stop
- Inch/Metric conversion
- Upon switching on the display will read the actual absolute measuring position
- Automatic On/Off to maximize battery life
- Absolute or incremental measuring modes
- Support Bluetooth data transmission
Bluetooth data output: 90I-01-5
- Protection level IP65



unit:mm

Anvil Type B	Anvil Type C	Anvil Type E	Inch	Accuracy	Dimensions	
Code No.	Code No.	Code No.	Range		L	A
135-01-1	135-01-3	135-01-5	0-1"	±0.0001"	34.4mm	24mm
135-02-1	-	-	1-2"	±0.0002"	59.4mm	32mm
135-03-1	-	-	2-3"	±0.0002"	84.8mm	44.5mm
135-04-1	-	-	3-4"	±0.0002"	110.2mm	57mm

Anvil Type B	Anvil Type C	Anvil Type E	Metric	Accuracy	Dimensions	
Code No.	Code No.	Code No.	Range		L	A
135-01-0	135-01-2	135-01-4	0-25mm	±0.002mm	34.4mm	24mm
135-02-0	-	-	25-50mm	±0.002mm	59.4mm	32mm
135-03-0	-	-	50-75mm	±0.003mm	84.8mm	44.5mm
135-04-0	-	-	75-100mm	±0.003mm	110.2mm	57mm



Single Point Micrometers

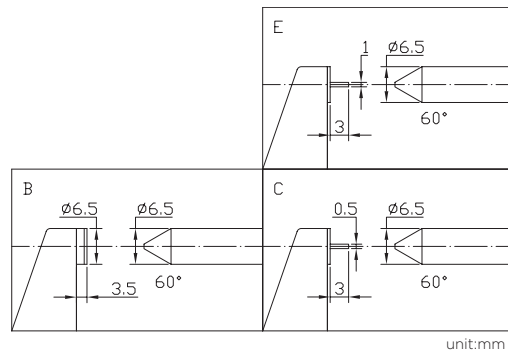
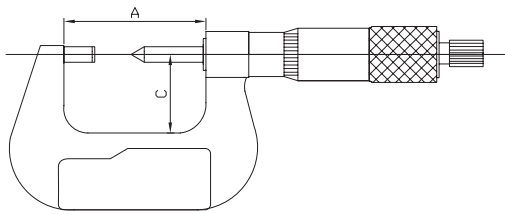
131 Series



131-01-3

FEATURES

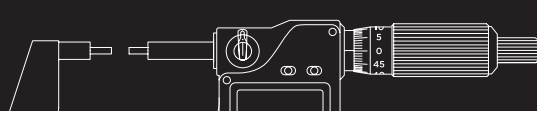
- Graduation: .0001" / 0.01mm
- For measuring the height of crimp contacts
- Carbide tipped measuring faces
- Grey painted steel frame
- Ratchet stop



unit:mm

Anvil Type B	Anvil Type C	Anvil Type E	Inch	Dimensions
Code No.	Code No.	Code No.	Range	Accuracy
131-01-1	131-01-3	131-01-5	0-1"	±.0001"
131-02-1	-	-	1-2"	±.0002"
131-03-1	-	-	2-3"	±.0002"
131-04-1	-	-	3-4"	±.0002"

Anvil Type B	Anvil Type C	Anvil Type E	Metric	Dimensions
Code No.	Code No.	Code No.	Range	Accuracy
131-01-0	131-01-2	131-01-4	0-25mm	0.004mm
131-02-0	-	-	25-50mm	0.004mm
131-03-0	-	-	50-75mm	0.005mm
131-04-0	-	-	75-100mm	0.005mm



Spline Micrometers

118 Series



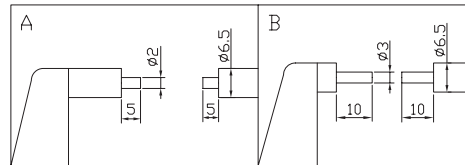
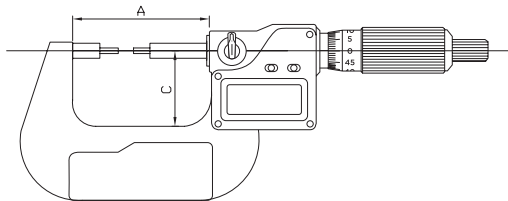
118-01-0



1-2" ASIMETO 0.00005"

FEATURES

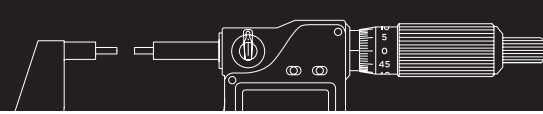
- Resolution:
Digital reading: .00005" / 0.001mm
- For measuring spline shafts, slots and keyways
- Carbide tipped measuring faces
- Grey painted steel frame
- Ratchet stop
- Anvils A and Anvils B are optional
- Inch/Metric conversion
- Upon switching on the display will read the actual absolute measuring position
- Automatic On/Off to maximize battery life
- Absolute or incremental measuring modes
- Support Bluetooth data transmission
Bluetooth data output: 901-01-5
- Protection level IP65



unit:mm

Anvil Type A (Ø2"5)	Anvil Type B (Ø3"10)	Inch	Dimensions		
Code No.	Code No.	Range	Accuracy	A	C
118-01-1	118-01-3	0-1"	±.0001"	57mm	32mm
118-02-1	118-02-3	1-2"	±.0002"	82mm	44.5mm
118-03-1	118-03-3	2-3"	±.0002"	107mm	57mm
118-04-1	118-04-3	3-4"	±.0002"	132.6mm	69.5mm
118-05-1	118-05-3	4-5"	±.0002"	158mm	82mm
118-06-1	118-06-3	5-6"	±.0002"	183.4mm	94.5mm

Anvil Type A (Ø2"5)	Anvil Type B (Ø3"10)	Metric	Dimensions		
Code No.	Code No.	Range	Accuracy	A	C
118-01-0	118-01-2	0-25mm	±0.002mm	57mm	32mm
118-02-0	118-02-2	25-50mm	±0.002mm	82mm	44.5mm
118-03-0	118-03-2	50-75mm	±0.003mm	107mm	57mm
118-04-0	118-04-2	75-100mm	±0.003mm	132.6mm	69.5mm
118-05-0	118-05-2	100-125mm	±0.003mm	158mm	82mm
118-06-0	118-06-2	125-150mm	±0.003mm	183.4mm	94.5mm



Spline Micrometers

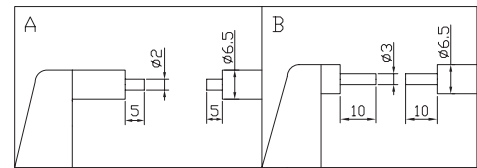
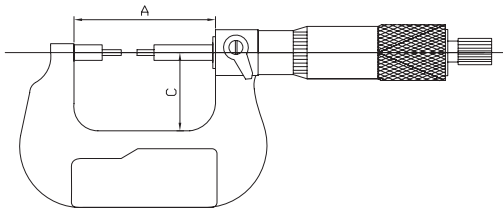
118 Series



118-61-1

FEATURES

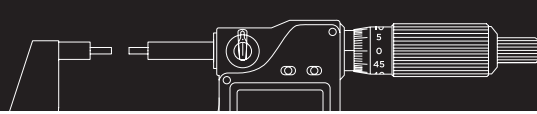
- Graduation: .0001" / 0.01mm
- For measuring spline shafts, slots and keyways
- Carbide tipped measuring faces
- Grey painted steel frame
- Ratchet stop
- Anvils A and Anvils B are optional



unit:mm

Anvil Type A (Ø2*5)	Anvil Type B (Ø3*10)	Inch	Dimensions		
Code No.	Code No.	Range	Accuracy	A	C
118-61-1	118-61-3	0-1"	±.0001"	57mm	32mm
118-62-1	118-62-3	1-2"	±.0002"	82mm	44.5mm
118-63-1	118-63-3	2-3"	±.0002"	107mm	57mm
118-64-1	118-64-3	3-4"	±.0002"	132.6mm	69.5mm
118-65-1	118-65-3	4-5"	±.0002"	158mm	82mm
118-66-1	118-66-3	5-6"	±.0002"	183.4mm	94.5mm

Anvil Type A (Ø2*5)	Anvil Type B (Ø3*10)	Metric	Dimensions		
Code No.	Code No.	Range	Accuracy	A	C
118-61-0	118-61-2	0-25mm	0.004mm	57mm	32mm
118-62-0	118-62-2	25-50mm	0.004mm	82mm	44.5mm
118-63-0	118-63-2	50-75mm	0.005mm	107mm	57mm
118-64-0	118-64-2	75-100mm	0.005mm	132.6mm	69.5mm
118-65-0	118-65-2	100-125mm	0.006mm	158mm	82mm
118-66-0	118-66-2	125-150mm	0.006mm	183.4mm	94.5mm

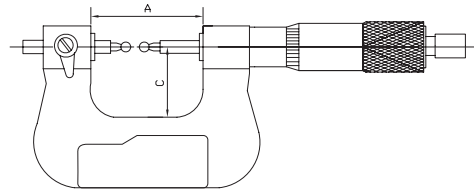


Gear Tooth Micrometers

118 Series



118-71-9



FEATURES

- Graduation: .001" / 0.01mm
- Measures over-pin diameter of gears with precision steel (carbide) ball-tipped measuring faces
- Interchangeable ball anvil-spindle tips for various gear modules (0.6-3.5) are optional
- Set includes 10 pairs interchangeable anvils
- Grey painted steel frame
- Ratchet stop

Inch		Set	Dimensions		
Code No.	Set Code No.	Range	Accuracy	A	C
118-71-1	118-71-9	0-1"	±.0001"	67mm	38mm
118-72-1	118-72-9	1-2"	±.0002"	92.4mm	50mm
118-73-1	118-73-9	2-3"	±.0002"	117.6mm	62mm
118-74-1	118-74-9	3-4"	±.0002"	143mm	70mm
118-75-1	118-75-9	4-5"	±.0002"	168.2mm	82mm
118-76-1	118-76-9	5-6"	±.0002"	192mm	94.5mm
118-77-1	118-77-9	6-7"	±.0002"	217mm	107mm

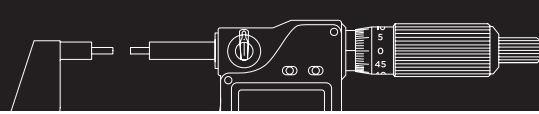
Metric		Set	Dimensions		
Code No.	Set Code No.	Range	Accuracy	A	C
118-71-0	118-71-8	0-25mm	0.004mm	67mm	38mm
118-72-0	118-72-8	25-50mm	0.004mm	92.4mm	50mm
118-73-0	118-73-8	50-75mm	0.005mm	117.6mm	62mm
118-74-0	118-74-8	75-100mm	0.005mm	143mm	70mm
118-75-0	118-75-8	100-125mm	0.006mm	168.2mm	82mm
118-76-0	118-76-8	125-150mm	0.006mm	192mm	94.5mm
118-77-0	118-77-8	150-175mm	0.007mm	217mm	107mm

Anvils for Gear Tooth Micrometers

119 Series

Anvils			
Code No.	Ball Dia.	Module	Diametral Pitch
119-80-0	Ø1mm-Ø6.0mm	0.6-3.5	45-7
119-81-0	Ø1mm	0.6-0.65	45
119-82-0	Ø1.5mm	0.9-1.0	28-26
119-83-0	Ø2.0mm	1.25	22
119-84-0	Ø2.5mm	1.5	17
119-85-0	Ø3.0mm	1.75	15

Anvils			
Code No.	Ball Dia.	Module	Diametral Pitch
119-86-0	Ø3.5mm	2	13
119-87-0	Ø4.0mm	2.25	11
119-88-0	Ø4.5mm	2.5	10
119-89-0	Ø5.0mm	2.75	9
119-90-0	Ø6.0mm	3.5	7

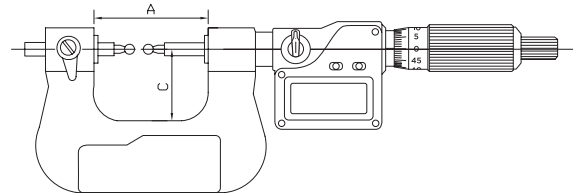


Gear Tooth Micrometers 118 Series



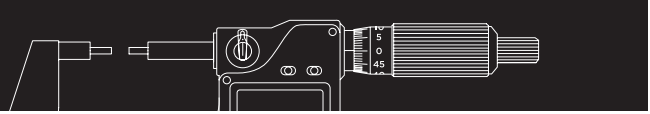
FEATURES

- Resolution:
Digital reading: .00005" / 0.001mm
- Measures over-pin diameter of gears with precision steel (carbide) ball-tipped measuring faces
- Interchangeable ball anvil-spindle tips for various gear modules (0.6-3.5) are optional
- Set includes 10 pairs Interchangeable anvils
- Grey painted steel frame
- Ratchet stop
- Inch/Metric conversion
- Upon switching on the display will read the actual absolute measuring position
- Automatic On/Off to maximize battery life
- Absolute or incremental measuring modes
- Support Bluetooth data transmission
Bluetooth data output: 901-01-5
- Protection level IP65



Inch		Set	Dimensions		
Code No.	Set Code No.	Range	Accuracy	A	C
118-31-1	118-31-9	0-1"	±0.0001"	67mm	38mm
118-32-1	118-32-9	1-2"	±0.0002"	92.4mm	50mm
118-33-1	118-33-9	2-3"	±0.0002"	117.6mm	62mm
118-34-1	118-34-9	3-4"	±0.0002"	143mm	70mm
118-35-1	118-35-9	4-5"	±0.0002"	168.2mm	82mm
118-36-1	118-36-9	5-6"	±0.0002"	192mm	94.5mm
118-37-1	118-37-9	6-7"	±0.0002"	217mm	107mm

Metric		Set	Dimensions		
Code No.	Set Code No.	Range	Accuracy	A	C
118-31-0	118-31-8	0-25mm	±0.002mm	67mm	38mm
118-32-0	118-32-8	25-50mm	±0.002mm	92.4mm	50mm
118-33-0	118-33-8	50-75mm	±0.003mm	117.6mm	62mm
118-34-0	118-34-8	75-100mm	±0.003mm	143mm	70mm
118-35-0	118-35-8	100-125mm	±0.003mm	168.2mm	82mm
118-36-0	118-36-8	125-150mm	±0.003mm	192mm	94.5mm
118-37-0	118-37-8	150-175mm	±0.004mm	217mm	107mm



Screw Thread Micrometers

136/137 Series

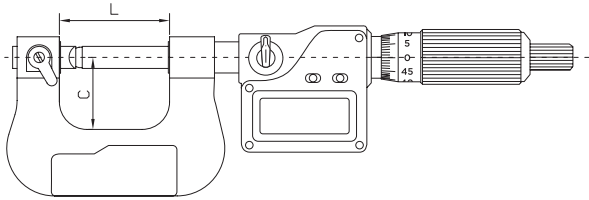


136-01-0



FEATURES

- Resolution: Digital reading: .00005" / 0.001mm
- For measuring various screw threads
- Non-rotating spindle
- Grey painted steel frame
- Ratchet stop for digital models
- Set includes 5 pairs
- Interchangeable anvils
- Inch/Metric conversion
- Upon switching on the display will read the actual absolute measuring position
- Automatic On/Off to maximize battery life
- Absolute or incremental measuring modes
- Support Bluetooth data transmission
Bluetooth data output: 901-01-5
- Protection level IP65



Set		Inch	Dimensions			
Code No.	Set Code No.	Range	Accuracy	L	C	Anvils
136-01-1	137-01-1	0-1"	±.0001"	42mm	26mm	5
136-02-1	137-02-1	1-2"	±.0002"	67mm	38mm	5
136-03-1	137-03-1	2-3"	±.0002"	92mm	50mm	4
136-04-1	137-04-1	3-4"	±.0002"	117.6mm	62mm	4
136-05-1	137-05-1	4-5"	±.0002"	143mm	70mm	3
136-06-1	137-06-1	5-6"	±.0002"	168.2mm	82mm	3

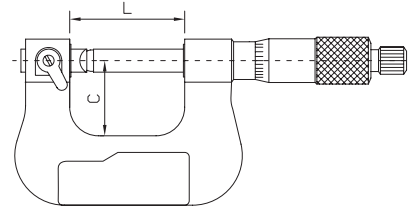
Set		Metric	Dimensions			
Code No.	Set Code No.	Range	Accuracy	L	C	Anvils
136-01-0	137-01-0	0-25mm	±0.002mm	42mm	26mm	5
136-02-0	137-02-0	25-50mm	±0.002mm	67mm	38mm	5
136-03-0	137-03-0	50-75mm	±0.003mm	92mm	50mm	4
136-04-0	137-04-0	75-100mm	±0.003mm	117.6mm	62mm	4
136-05-0	137-05-0	100-125mm	±0.003mm	143mm	70mm	3
136-06-0	137-06-0	125-150mm	±0.003mm	168.2mm	82mm	3



Screw Thread Micrometers 132/133 Series



133-01-1



FEATURES

- Graduation: .001" / 0.01mm
- For measuring various screw threads
- Non-rotating spindle
- Grey painted steel frame
- Ratchet thimble
- Set includes 5 pairs
- Interchangeable anvils

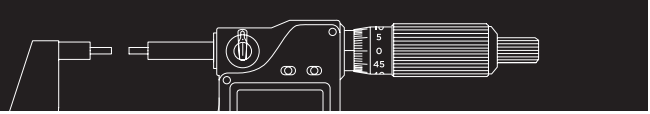
Set		Inch	Dimensions			
Code No.	Set Code No.	Range	Accuracy	L	C	Anvils
132-01-1	133-01-1	0-1"	±.0001"	42mm	26mm	5
132-02-1	133-02-1	1-2"	±.0002"	67mm	38mm	5
132-03-1	133-03-1	2-3"	±.0002"	92mm	50mm	4
132-04-1	133-04-1	3-4"	±.0002"	117.6mm	62mm	4
132-05-1	133-05-1	4-5"	±.0002"	143mm	70mm	3
132-06-1	133-06-1	5-6"	±.0002"	168.2mm	82mm	3

Set		Metric	Dimensions			
Code No.	Set Code No.	Range	Accuracy	L	C	Anvils
132-01-0	133-01-0	0-25mm	0.004mm	42mm	26mm	5
132-02-0	133-02-0	25-50mm	0.004mm	67mm	38mm	5
132-03-0	133-03-0	50-75mm	0.005mm	92mm	50mm	4
132-04-0	133-04-0	75-100mm	0.005mm	117.6mm	62mm	4
132-05-0	133-05-0	100-125mm	0.006mm	143mm	70mm	3
132-06-0	133-06-0	125-150mm	0.006mm	168.2mm	82mm	3

Anvils (For screw 60° ISO) 130 Series



Anvils		
Code No.	Pitch	Notes
130-60-0	0.4-7.0mm / 64-3.5TPI	Set of 6
130-61-0	0.4-0.5mm / 64-48TPI	1 Set
130-62-0	0.6-0.9mm / 44-28TPI	1 Set
130-63-0	1.0-1.75mm / 24-14TPI	1 Set
130-64-0	2.0-3.0mm / 13-9TPI	1 Set
130-65-0	3.5-5.0mm / 8-5TPI	1 Set
130-66-0	5.5-7.0mm / 4.5-3.5TPI	1 Set



Disc Micrometers

145 Series

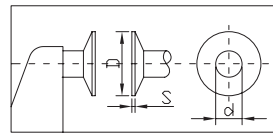
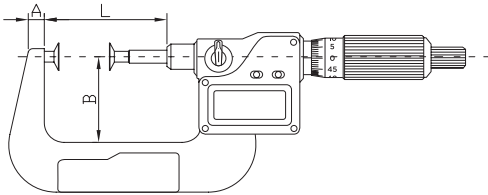


145-02-0



FEATURES

- Resolution:
Digital reading: .00005" / 0.001mm
- For measuring gears and paper thickness
- Non-rotating spindle
- Grey painted steel frame
- Ratchet stop
- Inch/Metric conversion
- Upon switching on the display will read the actual absolute measuring position
- Automatic On/Off to maximize battery life
- Absolute or incremental measuring modes
- Support Bluetooth data transmission
Bluetooth data output: 901-01-5
- Protection level IP65



Inch			Dimensions					
Code No.	Range	Accuracy	A	B	L	D	S	d
145-01-1	0-1"	±.0001"	8mm	32mm	43mm	20mm	0.7mm	8mm
145-02-1	1-2"	±.0002"	8mm	44.5mm	68mm	20mm	0.7mm	8mm
145-03-1	2-3"	±.0002"	8mm	57mm	93mm	20mm	0.7mm	8mm
145-04-1	3-4"	±.0002"	10mm	70mm	118.5mm	20mm	0.7mm	8mm
145-05-1	4-5"	±.0002"	10mm	82mm	144mm	30mm	0.9mm	12mm
145-06-1	5-6"	±.0002"	12mm	94.5mm	169.5mm	30mm	0.9mm	12mm
145-07-1	6-7"	±.0002"	12mm	107mm	194.8mm	30mm	0.9mm	12mm
145-08-1	7-8"	±.0002"	12mm	120mm	220mm	30mm	0.9mm	12mm

Metric			Dimensions					
Code No.	Range	Accuracy	A	B	L	D	S	d
145-01-0	0-25mm	±0.002mm	8mm	32mm	43mm	20mm	0.7mm	8mm
145-02-0	25-50mm	±0.002mm	8mm	44.5mm	68mm	20mm	0.7mm	8mm
145-03-0	50-75mm	±0.003mm	8mm	57mm	93mm	20mm	0.7mm	8mm
145-04-0	75-100mm	±0.003mm	10mm	70mm	118.5mm	20mm	0.7mm	8mm
145-05-0	100-125mm	±0.003mm	10mm	82mm	144mm	30mm	0.9mm	12mm
145-06-0	125-150mm	±0.003mm	12mm	94.5mm	169.5mm	30mm	0.9mm	12mm
145-07-0	150-175mm	±0.003mm	12mm	107mm	194.8mm	30mm	0.9mm	12mm
145-08-0	175-200mm	±0.003mm	12mm	120mm	220mm	30mm	0.9mm	12mm



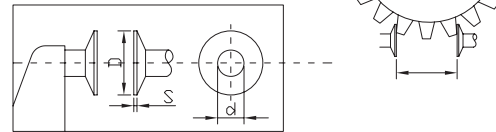
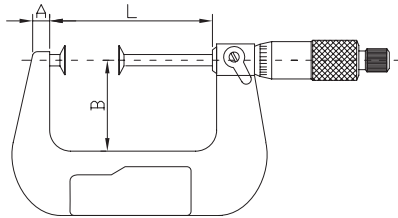
Disc Micrometers 141 Series



141-03-1

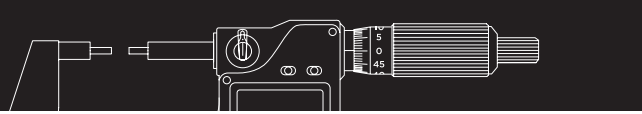
FEATURES

- Graduation: .0001" / 0.01mm
- For measuring gears and paper thickness
- Non-rotating spindle
- Grey painted steel frame
- Ratchet stop



Rotating Spindle		Non-rotating Spindle		Inch		Dimensions			
Code No.	Code No.	Range	Accuracy	A	B	L	D	S	d
141-01-1	141-01-3	0-1"	±.0001"	8mm	32mm	43mm	20mm	0.7mm	8mm
141-02-1	141-02-3	1-2"	±.0002"	8mm	44.5mm	68mm	20mm	0.7mm	8mm
141-03-1	141-03-3	2-3"	±.0002"	8mm	57mm	93mm	20mm	0.7mm	8mm
141-04-1	141-04-3	3-4"	±.0002"	10mm	70mm	118.5mm	20mm	0.7mm	8mm
141-05-1	141-05-3	4-5"	±.0002"	10mm	82mm	144mm	30mm	0.9mm	12mm
141-06-1	141-06-3	5-6"	±.0002"	12mm	94.5mm	169.5mm	30mm	0.9mm	12mm
141-07-1	141-07-3	6-7"	±.0003"	12mm	107mm	194.8mm	30mm	0.9mm	12mm
141-08-1	141-08-3	7-8"	±.0003"	12mm	120mm	220mm	30mm	0.9mm	12mm

Rotating Spindle		Non-rotating Spindle		Metric		Dimensions			
Code No.	Code No.	Range	Accuracy	A	B	L	D	S	d
141-01-0	141-01-2	0-25mm	0.004mm	8mm	32mm	43mm	20mm	0.7mm	8mm
141-02-0	141-02-2	25-50mm	0.004mm	8mm	44.5mm	68mm	20mm	0.7mm	8mm
141-03-0	141-03-2	50-75mm	0.005mm	8mm	57mm	93mm	20mm	0.7mm	8mm
141-04-0	141-04-2	75-100mm	0.005mm	10mm	70mm	118.5mm	20mm	0.7mm	8mm
141-05-0	141-05-2	100-125mm	0.006mm	10mm	82mm	144mm	30mm	0.9mm	12mm
141-06-0	141-06-2	125-150mm	0.006mm	12mm	94.5mm	169.5mm	30mm	0.9mm	12mm
141-07-0	141-07-2	150-175mm	0.007mm	12mm	107mm	194.8mm	30mm	0.9mm	12mm
141-08-0	141-08-2	175-200mm	0.007mm	12mm	120mm	220mm	30mm	0.9mm	12mm



Jaw Type Micrometers

126 Series

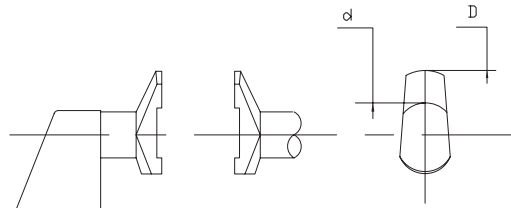
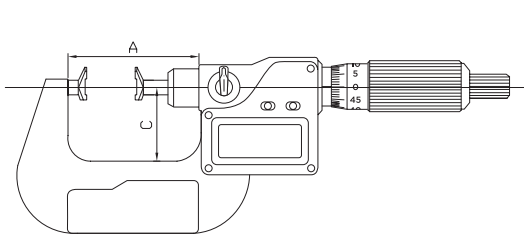


126-52-0



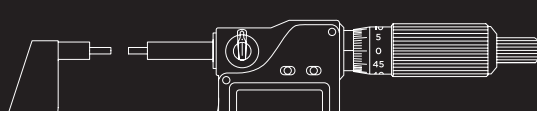
FEATURES

- Resolution: Digital reading: .00005" / 0.001mm
- For measuring gears and paper thickness
- Non-rotating spindle
- Jaw type measuring faces
- Grey painted steel frame
- Ratchet stop
- Inch/Metric conversion
- Upon switching on the display will read the actual absolute measuring position
- Automatic On/Off to maximize battery life
- Absolute or incremental measuring modes
- Support Bluetooth data transmission
Bluetooth data output: 901-01-5
- Protection level IP65



Inch		Dimensions				
Code No.	Range	Accuracy	A	B	D	d
126-51-1	0-1"	±0.001"	34.4mm	24mm	R10mm	φ8mm
126-52-1	1-2"	±0.002"	59.4mm	32mm	R10mm	φ8mm
126-53-1	2-3"	±0.002"	84.8mm	44.5mm	R10mm	φ8mm
126-54-1	3-4"	±0.002"	110.2mm	57mm	R10mm	φ8mm
126-55-1	4-5"	±0.002"	137.6mm	69.5mm	R15mm	φ12mm
126-56-1	5-6"	±0.002"	163mm	82mm	R15mm	φ12mm
126-57-1	6-7"	±0.002"	188.4mm	94.5mm	R15mm	φ12mm
126-58-1	7-8"	±0.002"	213.8mm	107mm	R15mm	φ12mm

Metric		Dimensions				
Code No.	Range	Accuracy	A	B	D	d
126-51-0	0-25mm	±0.002mm	34.4mm	24mm	R10mm	φ8mm
126-52-0	25-50mm	±0.002mm	59.4mm	32mm	R10mm	φ8mm
126-53-0	50-75mm	±0.003mm	84.8mm	44.5mm	R10mm	φ8mm
126-54-0	75-100mm	±0.003mm	110.2mm	57mm	R10mm	φ8mm
126-55-0	100-125mm	±0.003mm	137.6mm	69.5mm	R15mm	φ12mm
126-56-0	125-150mm	±0.003mm	163mm	82mm	R15mm	φ12mm
126-57-0	150-175mm	±0.004mm	188.4mm	94.5mm	R15mm	φ12mm
126-58-0	175-200mm	±0.004mm	213.8mm	107mm	R15mm	φ12mm



Jaw Type Micrometers

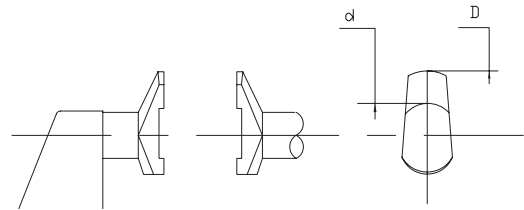
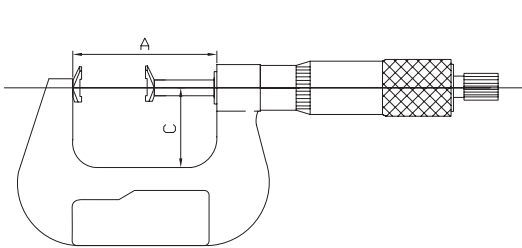
122 Series



122-51-1

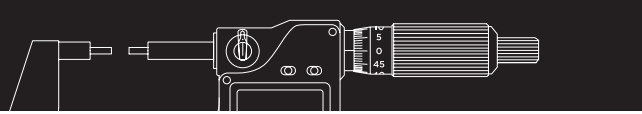
FEATURES

- Graduation: .0001" / 0.01mm
- For measuring gears and paper thickness
- Non-rotating spindle
- Jaw type measuring faces
- Grey painted steel frame
- Ratchet stop



Inch		Dimensions				
Code No.	Range	Accuracy	A	B	D	d
122-51-1	0-1"	±.0001"	34.4mm	24mm	R10mm	Φ8mm
122-52-1	1-2"	±.0002"	59.4mm	32mm	R10mm	Φ8mm
122-53-1	2-3"	±.0002"	84.8mm	44.5mm	R10mm	Φ8mm
122-54-1	3-4"	±.0002"	110.2mm	57mm	R10mm	Φ8mm
122-55-1	4-5"	±.0002"	137.6mm	69.5mm	R15mm	Φ12mm
122-56-1	5-6"	±.0002"	163mm	82mm	R15mm	Φ12mm
122-57-1	6-7"	±.0003"	188.4mm	94.5mm	R15mm	Φ12mm
122-58-1	7-8"	±.0003"	213.8mm	107mm	R15mm	Φ12mm

Metric		Dimensions				
Code No.	Range	Accuracy	A	B	D	d
122-51-0	0-25mm	0.004mm	34.4mm	24mm	R10mm	Φ8mm
122-52-0	25-50mm	0.004mm	59.4mm	32mm	R10mm	Φ8mm
122-53-0	50-75mm	0.005mm	84.8mm	44.5mm	R10mm	Φ8mm
122-54-0	75-100mm	0.005mm	110.2mm	57mm	R10mm	Φ8mm
122-55-0	100-125mm	0.006mm	137.6mm	69.5mm	R15mm	Φ12mm
122-56-0	125-150mm	0.006mm	163mm	82mm	R15mm	Φ12mm
122-57-0	150-175mm	0.007mm	188.4mm	94.5mm	R15mm	Φ12mm
122-58-0	175-200mm	0.007mm	213.8mm	107mm	R15mm	Φ12mm



Universal Micrometers

146 Series

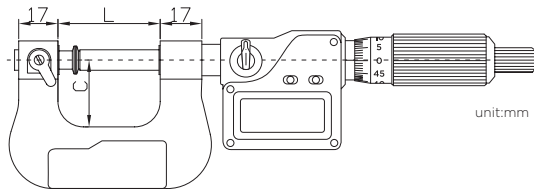


146-01-0



FEATURES

- Resolution: Digital reading: .00005" / 0.001mm
- With 7 pairs of interchangeable anvils
- For a wide range of applications
- Grey painted steel frame
- Ratchet stop
- Inch/Metric conversion
- Upon switching on the display will read the actual absolute measuring position
- Automatic On/Off to maximize battery life
- Absolute or incremental measuring modes
- Support Bluetooth data transmission
Bluetooth data output: 901-01-5
- Protection level IP65



Anvils	Flat	Spherical	Blade	Point	Spline	Disc	Knife-edge
Type							

Inch			Dimensions	
Code No.	Range	Accuracy	C	L
146-01-1	0-1"	±.0001"	26mm	42mm
146-02-1	1-2"	±.0002"	38mm	67mm
146-03-1	2-3"	±.0002"	50mm	92mm
146-04-1	3-4"	±.0002"	62mm	118mm
146-05-1	4-5"	±.0002"	70mm	143mm
146-06-1	5-6"	±.0002"	82mm	168mm
146-07-1	6-7"	±.0002"	95mm	192mm
146-08-1	7-8"	±.0002"	107mm	217mm

Metric			Dimensions	
Code No.	Range	Accuracy	C	L
146-01-0	0-25mm	±0.002mm	26mm	42mm
146-02-0	25-50mm	±0.002mm	38mm	67mm
146-03-0	50-75mm	±0.003mm	50mm	92mm
146-04-0	75-100mm	±0.003mm	62mm	118mm
146-05-0	100-125mm	±0.003mm	70mm	143mm
146-06-0	125-150mm	±0.003mm	82mm	168mm
146-07-0	150-175mm	±0.004mm	95mm	192mm
146-08-0	175-200mm	±0.004mm	107mm	217mm



Universal Micrometers

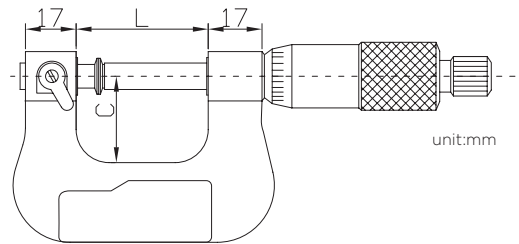
142 Series



142-01-1

FEATURES

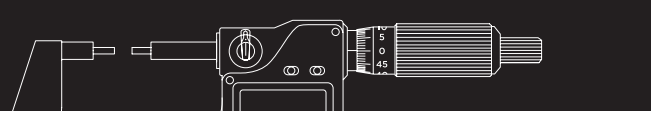
- Graduation: .0001" / 0.01mm
- With 7 pairs of interchangeable anvils
- For a wide range of applications
- Grey painted steel frame
- Ratchet stop



Anvils	Flat	Spherical	Blade	Point	Spline	Disc	Knife-edge
Type							

Inch			Dimensions		
Code No.	Range	Accuracy	C	L	
142-01-1	0-1"	±.0001"	26mm	42mm	
142-02-1	1-2"	±.0002"	38mm	67mm	
142-03-1	2-3"	±.0002"	50mm	92mm	
142-04-1	3-4"	±.0002"	62mm	118mm	
142-05-1	4-5"	±.0002"	70mm	143mm	
142-06-1	5-6"	±.0002"	82mm	168mm	
142-07-1	6-7"	±.0002"	95mm	192mm	
142-08-1	7-8"	±.0002"	107mm	217mm	

Metric			Dimensions		
Code No.	Range	Accuracy	C	L	
142-01-0	0-25mm	0.004mm	26mm	42mm	
142-02-0	25-50mm	0.004mm	38mm	67mm	
142-03-0	50-75mm	0.005mm	50mm	92mm	
142-04-0	75-100mm	0.005mm	62mm	118mm	
142-05-0	100-125mm	0.006mm	70mm	143mm	
142-06-0	125-150mm	0.006mm	82mm	168mm	
142-07-0	150-175mm	0.007mm	95mm	192mm	
142-08-0	175-200mm	0.007mm	107mm	217mm	



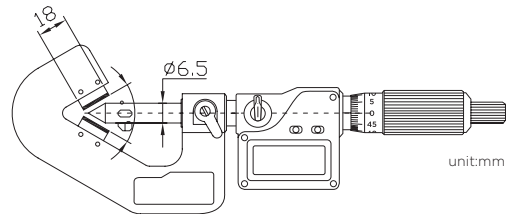
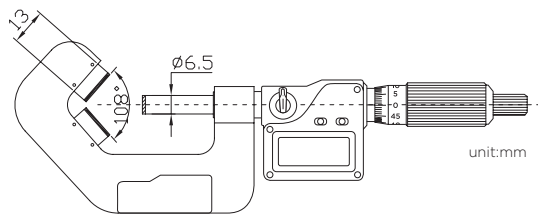
V-Anvil Micrometers

155 Series



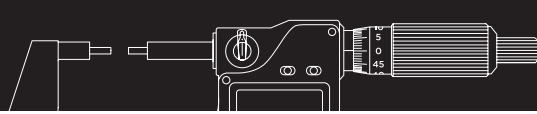
FEATURES

- Resolution: Digital reading: .00005" / 0.001mm
- For measuring the outside diameter of cutting tools like taps, reamers and end mills
- Carbide tipped measuring faces
- Grey painted steel frame
- Ratchet stop
- Inch/Metric conversion
- Upon switching on the display will read the actual absolute measuring position
- Automatic On/Off to maximize battery life
- Absolute or incremental measuring modes
- Support Bluetooth data transmission
Bluetooth data output: 901-01-5
- Protection level IP65




3 Flutes			5 Flutes		
Code No.	Range	Accuracy	Code No.	Range	Accuracy
155-01-1	.04-.6"	±.0001"	155-01-5	.2-1.0"	±.0001"
155-02-1	.2-.8"	±.0001"	155-02-5	1.0-1.8"	±.0002"
155-03-1	.8-1.4"	±.0002"			

3 Flutes			5 Flutes		
Code No.	Range	Accuracy	Code No.	Range	Accuracy
155-01-0	1-15mm	±0.002mm	155-01-4	5-25mm	±0.002mm
155-02-0	5-20mm	±0.002mm	155-02-4	25-45mm	±0.003mm
155-03-0	20-35mm	±0.003mm			

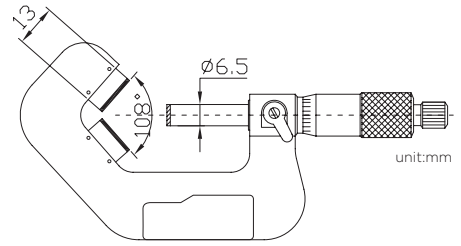


V-Anvil Micrometers

151 Series

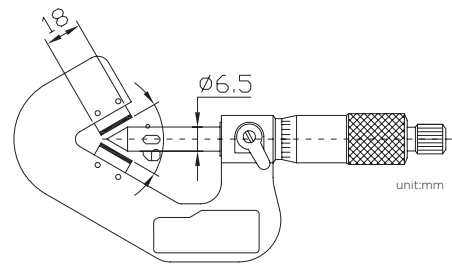


151-01-5



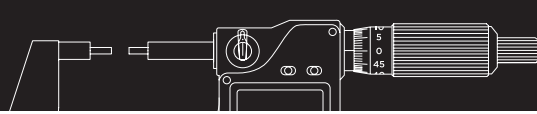
FEATURES

- Graduation: .001" / 0.01mm
- For measuring the outside diameter of cutting tools like taps, reamers and end mills
- Carbide tipped measuring faces
- Grey painted steel frame
- Ratchet stop



3 Flutes			5 Flutes		
Inch			Inch		
Code No.	Range	Accuracy	Code No.	Range	Accuracy
151-01-1	.04-.6"	±.0001"	151-01-5	.2-1.0"	±.0001"
151-02-1	.2-.8"	±.0001"	151-02-5	1.0-1.8'	±.0002"
151-03-1	.8-1.4"	±.0002"			

3 Flutes			5 Flutes		
Metric			Metric		
Code No.	Range	Accuracy	Code No.	Range	Accuracy
151-01-0	1-15mm	0.004mm	151-01-4	5-25mm	0.004mm
151-02-0	5-20mm	0.004mm	151-02-4	25-45mm	0.005mm
151-03-0	20-35mm	0.005mm			



Tube Micrometers

147 Series

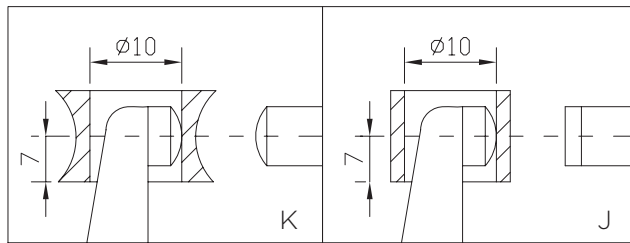


147-01-0



FEATURES

- Resolution:
Digital reading: .00005" / 0.001mm
- For measuring wall thickness of various tubes
- Carbide tipped measuring faces
- Grey painted steel frame
- Ratchet stop
- Anvils J and Anvils K are optional
- Inch/Metric conversion
- Upon switching on the display will read the actual absolute measuring position
- Automatic On/Off to maximize battery life
- Absolute or incremental measuring modes
- Support Bluetooth data transmission
Bluetooth data output: 901-01-5
- Protection level IP65



* Min dimension of measured diameters

unit:mm

Anvil Type J	Anvil Type K	Inch	
Code No.	Code No.	Range	Accuracy
147-01-1	147-01-3	0-1"	±0.001"
147-02-1	147-02-3	1-2"	±0.002"
147-03-1	147-03-3	2-3"	±0.002"
147-04-1	147-04-3	3-4"	±0.002"

Anvil Type J	Anvil Type K	Metric	
Code No.	Code No.	Range	Accuracy
147-01-0	147-01-2	0-25mm	±0.002mm
147-02-0	147-02-2	25-50mm	±0.002mm
147-03-0	147-03-2	50-75mm	±0.003mm
147-04-0	147-04-2	75-100mm	±0.003mm



Tube Micrometers

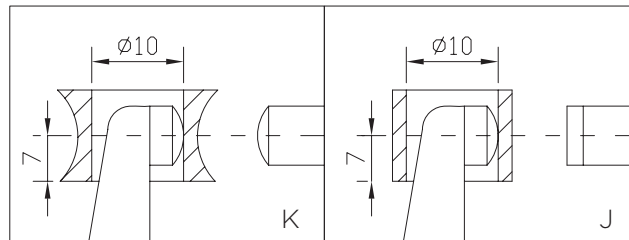
143 Series



143-01-3

FEATURES

- Graduation: .0001" / 0.01mm
- For measuring wall thickness of various tubes
- Carbide tipped measuring faces
- Grey painted steel frame
- Ratchet stop

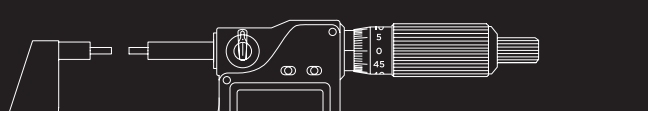


* Min dimension of measured diameter

unit:mm

Anvil Type J		Anvil Type K	
Code No.	Code No.	Range	Accuracy
143-01-1	143-01-3	0-1"	±.0001"
143-02-1	143-02-3	1-2"	±.0002"
143-03-1	143-03-3	2-3"	±.0002"
143-04-1	143-04-3	3-4"	±.0002"

Anvil Type J		Anvil Type K	
Code No.	Code No.	Range	Accuracy
143-01-0	143-01-2	0-25mm	0.004mm
143-02-0	143-02-2	25-50mm	0.004mm
143-03-0	143-03-2	50-75mm	0.005mm
143-04-0	143-04-2	75-100mm	0.005mm



Tube Micrometers 113 Series

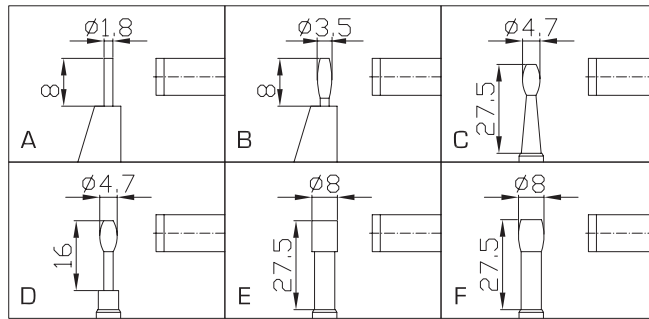


113-01-0



FEATURES

- Resolution:
Digital reading: .00005" / 0.001mm
- For measuring wall thickness of various tubes
- Carbide tipped measuring faces
- Grey painted steel frame
- Ratchet stop
- Six Anvils are optional
- Inch/Metric conversion
- Upon switching on the display will read the actual absolute measuring position
- Automatic On/Off to maximize battery life
- Absolute or incremental measuring modes
- Support Bluetooth data transmission
Bluetooth data output: 901-01-5
- Protection level IP65



unit:mm


Anvil Type A	Anvil Type B	Anvil Type C	Anvil Type D	Anvil Type E	Anvil Type F	Inch	
Code No.	Code No.	Code No.	Code No.	Code No.	Code No.	Range	Accuracy
113-01-1	113-11-1	113-21-1	113-31-1	113-41-1	113-51-1	0-1"	±0.0001"
113-02-1	113-12-1	113-22-1	113-32-1	113-42-1	113-52-1	1-2"	±0.0002"

Anvil Type A	Anvil Type B	Anvil Type C	Anvil Type D	Anvil Type E	Anvil Type F	Metric	
Code No.	Code No.	Code No.	Code No.	Code No.	Code No.	Range	Accuracy
113-01-0	113-11-0	113-21-0	113-31-0	113-41-0	113-51-0	0-25mm	±0.002mm
113-02-0	113-12-0	113-22-0	113-32-0	113-42-0	113-52-0	25-50mm	±0.002mm



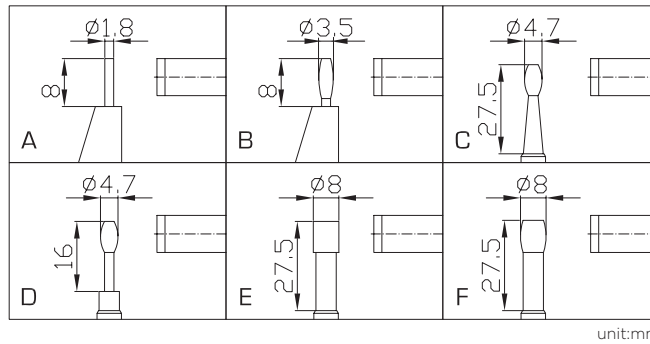
Tube Micrometers

114 Series



FEATURES

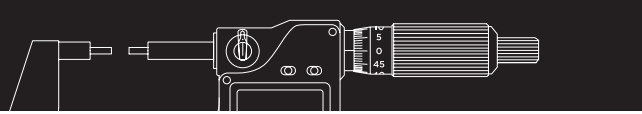
- Graduation: .0001" / 0.01mm
- For measuring wall thickness of various tubes
- Carbide tipped measuring faces
- Grey painted steel frame
- Ratchet stop
- Six Anvils are optional



unit:mm

Anvil Type A	Anvil Type B	Anvil Type C	Anvil Type D	Anvil Type E	Anvil Type F	Inch	
Code No.	Code No.	Code No.	Code No.	Code No.	Code No.	Range	Accuracy
114-01-1	114-11-1	114-21-1	114-31-1	114-41-1	114-51-1	0-1"	±.0001"
114-02-1	114-12-1	114-22-1	114-32-1	114-42-1	114-52-1	1-2"	±.0002"

Anvil Type A	Anvil Type B	Anvil Type C	Anvil Type D	Anvil Type E	Anvil Type F	Metric	
Code No.	Code No.	Code No.	Code No.	Code No.	Code No.	Range	Accuracy
114-01-0	114-11-0	114-21-0	114-31-0	114-41-0	114-51-0	0-25mm	0.004mm
114-02-0	114-12-0	114-22-0	114-32-0	114-42-0	114-52-0	25-50mm	0.004mm

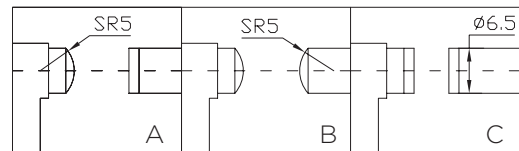
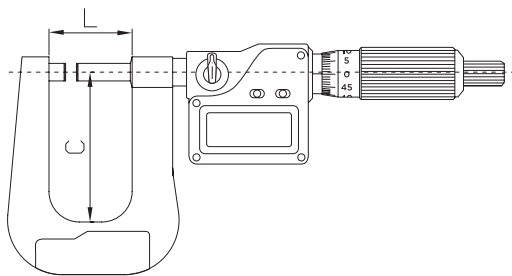


Deep Throat Micrometers

157 Series



157-51-0



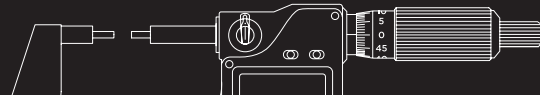
unit:mm

FEATURES

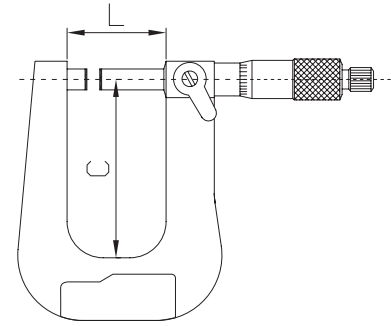
- Resolution: Digital reading: .00005" / 0.001mm
- For measuring thickness of sheet metal paper and sheet plastic
- Carbide tipped measuring faces
- Grey painted steel frame
- Ratchet stop
- Inch/Metric conversion
- Upon switching on the display will read the actual absolute measuring position
- Automatic On/Off to maximize battery life
- Absolute or incremental measuring modes
- Support Bluetooth data transmission
Bluetooth data output: 901-01-5
- Protection level IP65

Anvil Type A	Anvil Type B	Anvil Type C	Inch	Dimensions			
Code No.	Code No.	Code No.	Throat Depth	Range	Accuracy	L	C
157-01-1	157-31-1	157-51-1	50mm	0-1"	±.0002"	32mm	55mm
157-02-1	157-32-1	157-52-1		1-2"	±.0002"	57mm	55mm
157-01-3	157-31-3	157-51-3	100mm	0-1"	±.0002"	32mm	105mm
157-02-3	157-32-3	157-52-3		1-2"	±.0002"	57mm	105mm
157-01-5	157-31-5	157-51-5	150mm	0-1"	±.0003"	32mm	155mm
157-02-5	157-32-5	157-52-5		1-2"	±.0003"	57mm	155mm
157-01-7	157-31-7	-	300mm	0-1"	±.0003"	32mm	310mm
157-02-7	157-32-7	-		1-2"	±.0003"	57mm	310mm

Anvil Type A	Anvil Type B	Anvil Type C	Metric	Dimensions			
Code No.	Code No.	Code No.	Throat Depth	Range	Accuracy	L	C
157-01-0	157-31-0	157-51-0	50mm	0-25mm	±0.002mm	32mm	55mm
157-02-0	157-32-0	157-52-0		25-50mm	±0.002mm	57mm	55mm
157-01-2	157-31-2	157-51-2	100mm	0-25mm	±0.003mm	32mm	105mm
157-02-2	157-32-2	157-52-2		25-50mm	±0.003mm	57mm	105mm
157-01-4	157-31-4	157-51-4	150mm	0-25mm	±0.003mm	32mm	155mm
157-02-4	157-32-4	157-52-4		25-50mm	±0.003mm	57mm	155mm
157-01-6	157-31-6	-	300mm	0-25mm	±0.004mm	32mm	310mm
157-02-6	157-32-6	-		25-50mm	±0.004mm	57mm	310mm

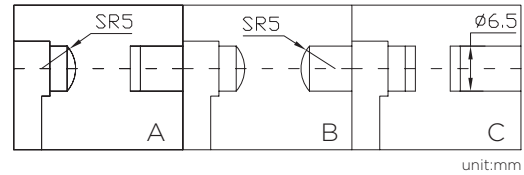


Deep Throat Micrometers 150 Series



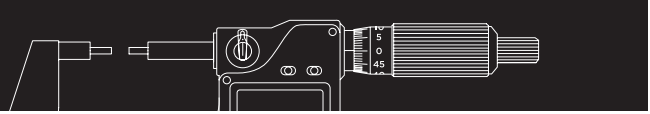
FEATURES

- Graduation: .0001" / 0.01mm
- For measuring thickness of sheet metal paper and sheet plastic
- Carbide tipped measuring faces
- Grey painted steel frame
- Ratchet stop

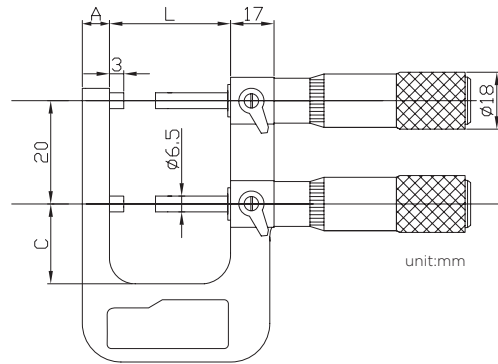


Anvil Type A	Anvil Type B	Anvil Type C		Inch		Dimensions	
Code No.	Code No.	Code No.	Throat Depth	Range	Accuracy	L	C
150-01-1	150-31-1	150-51-1	50mm	0-1"	±.0002"	32mm	55mm
150-02-1	150-32-1	150-52-1		1-2"	±.0002"	57mm	55mm
150-01-3	150-31-3	150-51-3	100mm	0-1"	±.0002"	32mm	105mm
150-02-3	150-32-3	150-52-3		1-2"	±.0002"	57mm	105mm
150-01-5	150-31-5	150-51-5	150mm	0-1"	±.0003"	32mm	155mm
150-02-5	150-32-5	150-52-5		1-2"	±.0003"	57mm	155mm
150-01-7	150-31-7	-	300mm	0-1"	±.0003"	32mm	310mm
150-02-7	150-32-7	-		1-2"	±.0003"	57mm	310mm

Anvil Type A	Anvil Type B	Anvil Type C		Metric		Dimensions	
Code No.	Code No.	Code No.	Throat Depth	Range	Accuracy	L	C
150-01-0	150-31-0	150-51-0	50mm	0-25mm	0.004mm	32mm	55mm
150-02-0	150-32-0	150-52-0		25-50mm	0.004mm	57mm	55mm
150-01-2	150-31-2	150-51-2	100mm	0-25mm	0.005mm	32mm	105mm
150-02-2	150-32-2	150-52-2		25-50mm	0.005mm	57mm	105mm
150-01-4	150-31-4	150-51-4	150mm	0-25mm	0.006mm	32mm	155mm
150-02-4	150-32-4	150-52-4		25-50mm	0.006mm	57mm	155mm
150-01-6	150-31-6	-	300mm	0-25mm	0.007mm	32mm	310mm
150-02-6	150-32-6	-		25-50mm	0.007mm	57mm	310mm



Limit Micrometers 133 Series



FEATURES

- Graduation: .0001" / 0.002mm
- Carbide tipped measuring faces
- Grey painted steel frame
- Can be used as a GO/NOGO gauge by setting the upper and lower limits

Inch			Dimensions		
Code No.	Range	Accuracy	A	L	C
133-31-1	0-1"	±.0001"	12mm	32mm	24mm
133-32-1	1-2"	±.0002"	15mm	57mm	32mm

Metric			Dimensions		
Code No.	Range	Accuracy	A	L	C
133-31-0	0-25mm	0.003mm	12mm	32mm	24mm
133-32-0	25-50mm	0.003mm	15mm	57mm	32mm

Wire Micrometers 161 Series



161-01-0

FEATURES

- Graduation: .001" / 0.01mm
- Chrome-plated steel feet Frame
- Carbide tipped measuring faces
- For measuring the diameter of wire and small spheres
- Ratchet stop

Inch		
Code No.	Range	Accuracy
161-01-1	0-.4"	±.0001"

Metric		
Code No.	Range	Accuracy
161-01-0	0-10mm	0.004mm



Hub Micrometers 160 Series



160-01-0

FEATURES

- Graduation: .0001" / 0.01mm
- Carbide tipped measuring faces
- Measures the hub thickness and shoulders inside the bore
- Ratchet stop


Inch		
Code No.	Range	Accuracy
160-01-1	0-1"	±.0001"
160-02-1	1-2"	±.0002"
160-03-1	2-3"	±.0002"
160-04-1	3-4"	±.0002"

Metric		
Code No.	Range	Accuracy
160-01-0	0-25mm	0.004mm
160-02-0	25-50mm	0.004mm
160-03-0	50-75mm	0.005mm
160-04-0	75-100mm	0.005mm

Can Seam Micrometers 162 Series



162-01-0



162-01-2



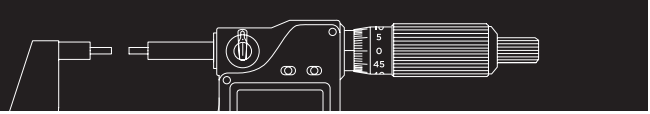
162-01-4

FEATURES

- Graduation: .001" / 0.01mm
- Painted steel frame
- Measures the width, height, and depth of can seams
- The different models correspond to the type of cans as per the chart below

Steel Cans	Aluminum Cans	Aerosol Cans	Inch	
Code No.	Code No.	Code No.	Range	Accuracy
162-01-1	162-01-3	162-01-5	0-.6"	.0001"

Steel Cans	Aluminum Cans	Aerosol Cans	Metric	
Code No.	Code No.	Code No.	Range	Accuracy
162-01-0	162-01-2	162-01-4	0-13mm	0.004mm



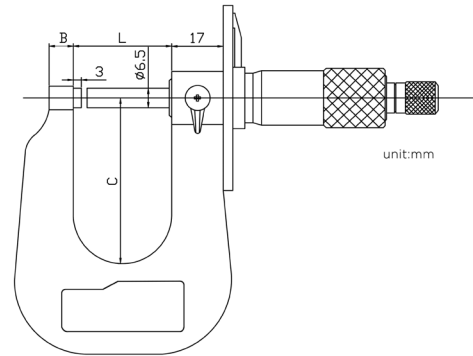
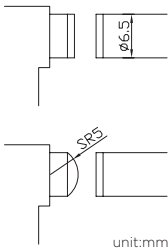
Sheet Metal Micrometers 158 Series



158-51-1

FEATURES

- Graduation: .001" / 0.01mm
- Grey painted steel frame
- Carbide tipped measuring faces
- The dial reading allows for quick reading of sheet metal thickness
- Ratchet stop



Flat	Spherical	Inch	Dimensions			
Code No.	Code No.	Range	Accuracy	L	B	C
158-51-1	158-51-3	0-.6"	±.0001"	22mm	8mm	55mm
158-52-1	158-52-3	0-1"	±.0001"	32mm	8mm	55mm
158-53-1	158-53-3	1-2"	±.0002"	57mm	12mm	105mm

Flat	Spherical	Metric	Dimensions			
Code No.	Code No.	Range	Accuracy	L	B	C
158-51-0	158-51-2	0-15mm	0.004mm	22mm	8mm	55mm
158-52-0	158-52-2	0-25mm	0.004mm	32mm	8mm	55mm
158-53-0	158-53-2	0-50mm	0.005mm	57mm	12mm	105mm



Groove Micrometers 163 Series



163-01-0



163-02-2



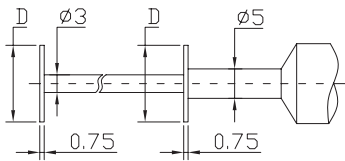
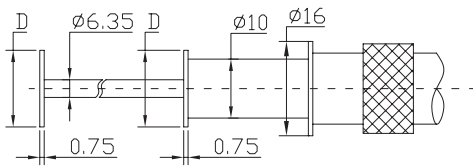
163-61-0



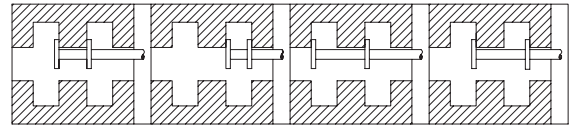
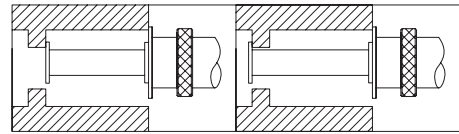
163-62-2

FEATURES

- Graduation: .001" / 0.01mm
- Non-rotating spindle with bi-directional ratchet stop
- Contact faces allow for the measurement of both internal and external grooves, width and flank
- Individual scale readings are provided for inside and outside measurements

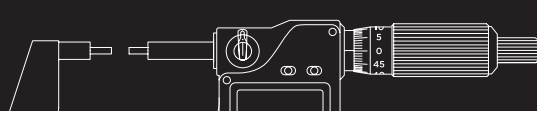


unit:mm




Without measuring force	Two-directional measuring force	Inch			
Code No.	Code No.	Flange Dia.	Outside Range	Inside Range	Accuracy
163-01-1	163-61-1	6.5mm	0-1"	.06-1.05"	±.001"
163-01-3	163-61-3	13mm	0-1"	.06-1.05"	±.001"
163-02-3	163-62-3	13mm	1-2"	1.05-2.05"	±.001"
163-03-3	163-63-3	13mm	2-3"	2.05-3.05"	±.001"
163-04-3	163-64-3	13mm	3-4"	3.05-4.05"	±.001"

Without measuring force	Two-directional measuring force	Metric			
Code No.	Code No.	Flange Dia.	Outside Range	Inside Range	Accuracy
163-01-0	163-61-0	6.5mm	0-25mm	1.6-26.5mm	0.01mm
163-01-2	163-61-2	13mm	0-25mm	1.6-26.5mm	0.01mm
163-02-2	163-62-2	13mm	25-50mm	26.5-51.5mm	0.01mm
163-03-2	163-63-2	13mm	50-75mm	51.5-76.5mm	0.01mm
163-04-2	163-64-2	13mm	75-100mm	76.5-101.5mm	0.01mm



Snap Gauges

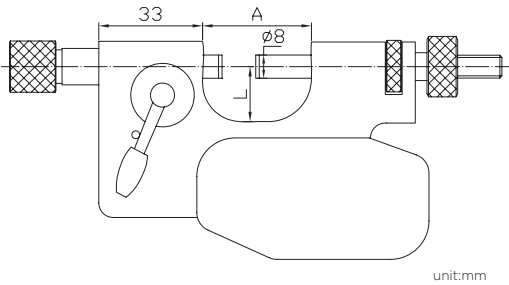
181 Series



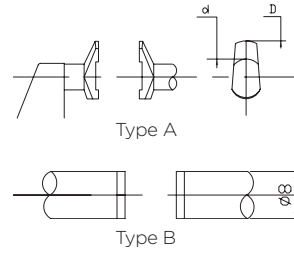
181-01-0

FEATURES

- Grey painted steel frame
- Carbide tipped measuring faces
- Dial gauge is not included and is optional, refer to 422-21-1 or 422-21-2 (The measuring resolution is indicative of the dial gauge)
- 8mm diameter stem dial gauge
- Suitable for quickly measuring dimensions of mass-produced work pieces
- Type A and type B measuring anvil configurations are available

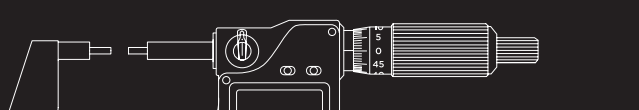


unit:mm



Inch	Type A	Inch	Type B	Dimensions	
Code No.	Range	Code No.	Range	L	A
181-01-1	0-1"	181-01-3	0-1.5"	34mm	18mm
181-02-1	0-2"	181-02-3	1.5-3.5"	62mm	32mm
181-04-1	2-4"	181-04-3	3.5-5.5"	112mm	62mm
181-06-1	4-6"	181-06-3	5.5-7.5"	162mm	85mm
181-08-1	6-8"	-	-	212mm	110mm

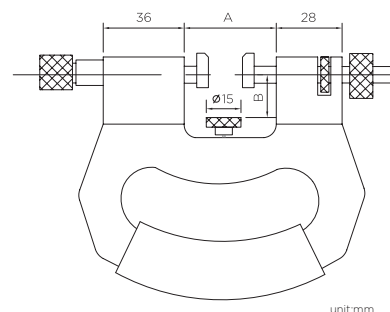
Metric	Type A	Metric	Type B	Dimensions	
Code No.	Range	Code No.	Range	L	A
181-01-0	0-25mm	181-01-2	0-40mm	34mm	18mm
181-02-0	0-50mm	181-02-2	40-90mm	62mm	32mm
181-04-0	50-100mm	181-04-2	90-140mm	112mm	62mm
181-06-0	100-150mm	181-06-2	140-190mm	162mm	85mm
181-08-0	150-200mm	-	-	212mm	110mm



Snap Gauges 182 Series



182-01-1

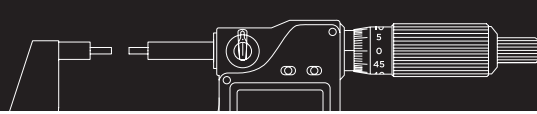


FEATURES

- Grey painted steel frame
- Dial gauge is not included and is optional (The measuring resolution is indicative of the dial gauge) refer to 405-95-4 or 405-95-5
- 8mm diameter stem dial gauge
- Suitable for quickly measuring dimensions of mass-produced work pieces
- The measuring anvils are designed with a angle to allow for easy insertion of the work piece
- Dimension of measuring face: 14x11mm

Inch		Dimensions	
Code No.	Range	L	B
182-01-1	0-1"	42mm	20mm
182-02-1	0-2"	69mm	32.5mm
182-03-1	2-3"	94mm	45mm
182-04-1	3-4"	119mm	57.5mm
182-05-1	4-5"	144mm	70mm
182-06-1	5-6"	169mm	82.5mm
182-07-1	6-7"	194mm	95mm
182-08-1	7-8"	219mm	107.5mm
182-09-1	8-9"	244mm	120mm
182-10-1	9-10"	269mm	132.5mm
182-11-1	10-11"	294mm	145mm
182-12-1	11-12"	319mm	157.5mm

Metric		Dimensions	
Code No.	Range	L	B
182-01-0	0-25mm	42mm	20mm
182-02-0	25-50mm	69mm	32.5mm
182-03-0	50-75mm	94mm	45mm
182-04-0	75-100mm	119mm	57.5mm
182-05-0	100-125mm	144mm	70mm
182-06-0	125-150mm	169mm	82.5mm
182-07-0	150-175mm	194mm	95mm
182-08-0	175-200mm	219mm	107.5mm
182-09-0	200-225mm	244mm	120mm
182-10-0	225-250mm	269mm	132.5mm
182-11-0	250-275mm	294mm	145mm
182-12-0	275-300mm	319mm	157.5mm



Digital Micrometer Heads

165 Series

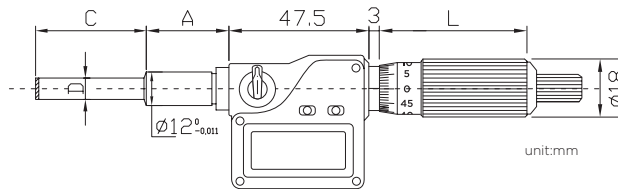


165-01-0



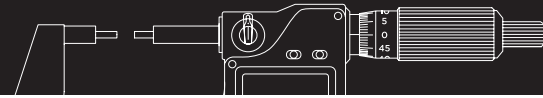
FEATURES

- Resolution:
Digital reading: .00005" / 0.001mm
- For measuring thickness of sheet metal paper and sheet plastic
- Carbide tipped measuring faces
- Extra large LCD readout
- Ratchet stop
- Inch/Metric conversion
- Upon switching on the display will read the actual absolute measuring position
- Automatic On/Off to maximize battery life
- Absolute or incremental measuring modes
- Support Bluetooth data transmission
Bluetooth data output: 901-01-5
- Protection level IP65



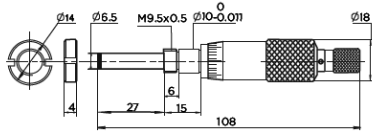
Inch				Dimensions				
Code No.	Range	Accuracy	Measuring face	Clamp Nut	D	A	C	L
165-01-1	0-1"	±0.001"	Flat & Carbide tipped	w/o	Ø6.5mm	17.5mm	28.5mm	47mm
165-01-3	0-1"	±0.001"	Spherical	w/o	Ø6.5mm	17.5mm	28.5mm	47mm
165-01-5	0-1"	±0.001"	With non-rotating device	w/o	Ø6.5mm	17.5mm	28.5mm	47mm
165-61-1	0-1"	±0.001"	Flat & Carbide tipped	with	Ø6.5mm	17.5mm	28.5mm	47mm
165-61-3	0-1"	±0.001"	Spherical	with	Ø6.5mm	17.5mm	28.5mm	47mm
165-61-5	0-1"	±0.001"	With non-rotating device	with	Ø6.5mm	17.5mm	28.5mm	47mm
165-02-1	0-2"	±0.002"	Flat & Carbide tipped	w/o	Ø8mm	35.5mm	53mm	71.5mm
165-02-3	0-2"	±0.002"	Spherical	w/o	Ø8mm	35.5mm	53mm	71.5mm

Metric				Dimensions				
Code No.	Range	Accuracy	Measuring face	Clamp Nut	D	A	C	L
165-01-0	0-25mm	±0.002mm	Flat & Carbide tipped	w/o	Ø6.5mm	17.5mm	28.5mm	47mm
165-01-2	0-25mm	±0.002mm	Spherical	w/o	Ø6.5mm	17.5mm	28.5mm	47mm
165-01-4	0-25mm	±0.002mm	With non-rotating device	w/o	Ø6.5mm	17.5mm	28.5mm	47mm
165-61-0	0-25mm	±0.002mm	Flat & Carbide tipped	with	Ø6.5mm	17.5mm	28.5mm	47mm
165-61-2	0-25mm	±0.002mm	Spherical	with	Ø6.5mm	17.5mm	28.5mm	47mm
165-61-4	0-25mm	±0.002mm	With non-rotating device	with	Ø6.5mm	17.5mm	28.5mm	47mm
165-02-0	0-50mm	±0.002mm	Flat & Carbide tipped	w/o	Ø8mm	35.5mm	53mm	71.5mm
165-02-2	0-50mm	±0.002mm	Spherical	w/o	Ø8mm	35.5mm	53mm	71.5mm



Micrometer Heads

169 Series

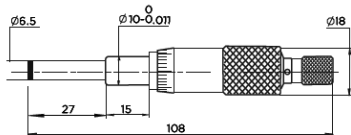


FEATURES

- Satin chrome finish
- Ratchet stop for 0-25mm range

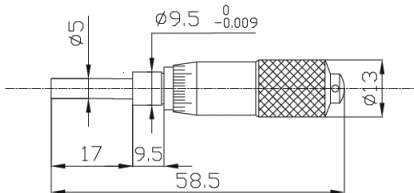
Inch							
Code No.	Range	Accuracy	Graduation	Spindle Dia.	Spindle Lock	Measuring face	Clamp Nut
169-01-3	0-1"	±.0001"	.001"	Ø .256"	w/o	Carbide & Flat	with
169-01-1	0-1"	±.0001"	.001"	Ø .256"	w/o	Carbide & Spherical	with

Metric							
Code No.	Range	Accuracy	Graduation	Spindle Dia.	Spindle Lock	Measuring face	Clamp Nut
169-01-2	0-25mm	0.004mm	0.01mm	Ø6.5mm	w/o	Carbide & Flat	with
169-01-0	0-25mm	0.004mm	0.01mm	Ø6.5mm	w/o	Carbide & Spherical	with



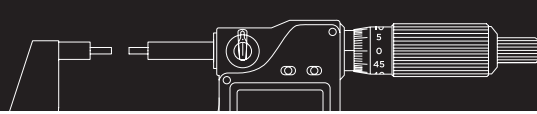
Inch							
Code No.	Range	Accuracy	Graduation	Spindle Dia.	Spindle Lock	Measuring face	Clamp Nut
169-11-3	0-1"	±.0001"	.001"	Ø .256"	w/o	Carbide & Flat	w/o
169-11-1	0-1"	±.0001"	.001"	Ø .256"	w/o	Carbide & Spherical	w/o

Metric							
Code No.	Range	Accuracy	Graduation	Spindle Dia.	Spindle Lock	Measuring face	Clamp Nut
169-11-2	0-25mm	0.004mm	0.01mm	Ø6.5mm	w/o	Carbide & Flat	w/o
169-11-0	0-25mm	0.004mm	0.01mm	Ø6.5mm	w/o	Carbide & Spherical	w/o

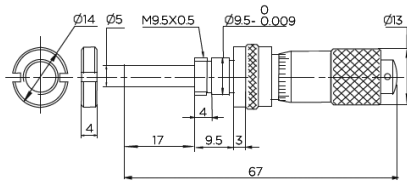


Inch							
Code No.	Range	Accuracy	Graduation	Spindle Dia.	Spindle Lock	Measuring face	Clamp Nut
169-05-1	0-.5"	±.0001"	.001"	Ø .197"	w/o	Flat	w/o
169-05-5	0-.5"	±.0001"	.001"	Ø .197"	w/o	Spherical	w/o

Metric							
Code No.	Range	Accuracy	Graduation	Spindle Dia.	Spindle Lock	Measuring face	Clamp Nut
169-05-0	0-13mm	0.004mm	0.01mm	Ø5mm	w/o	Flat	w/o
169-05-4	0-13mm	0.004mm	0.01mm	Ø5mm	w/o	Spherical	w/o



Micrometer Heads 169 Series

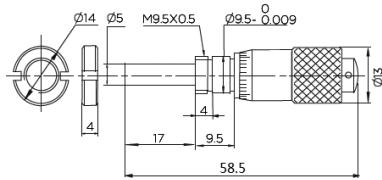


Inch

Code No.	Range	Accuracy	Graduation	Spindle Dia.	Spindle Lock	Measuring face	Clamp Nut
169-05-3	0-.5"	$\pm 0.001"$.001"	$\phi .197"$	with	Flat	with
169-05-7	0-.5"	$\pm 0.001"$.001"	$\phi .197"$	with	Spherical	with

Metric

Code No.	Range	Accuracy	Graduation	Spindle Dia.	Spindle Lock	Measuring face	Clamp Nut
169-05-2	0-13mm	0.004mm	0.01mm	$\phi 5\text{mm}$	with	Flat	with
169-05-6	0-13mm	0.004mm	0.01mm	$\phi 5\text{mm}$	with	Spherical	with

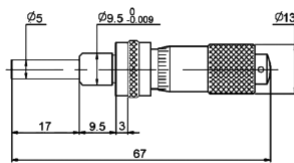


Inch

Code No.	Range	Accuracy	Graduation	Spindle Dia.	Spindle Lock	Measuring face	Clamp Nut
169-05-9	0-.5"	$\pm 0.001"$.001"	$\phi .197"$	w/o	Flat	with

Metric

Code No.	Range	Accuracy	Graduation	Spindle Dia.	Spindle Lock	Measuring face	Clamp Nut
169-05-8	0-13mm	0.004mm	0.01mm	$\phi 5\text{mm}$	w/o	Flat	with

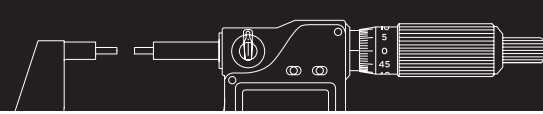


Inch

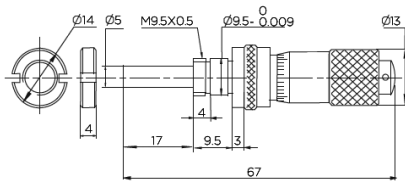
Code No.	Range	Accuracy	Graduation	Spindle Dia.	Spindle Lock	Measuring face	Clamp Nut
169-06-1	0-.5"	$\pm 0.001"$.001"	$\phi .197"$	with	Flat	w/o
169-06-3	0-.5"	$\pm 0.001"$.001"	$\phi .197"$	with	Spherical	w/o

Metric

Code No.	Range	Accuracy	Graduation	Spindle Dia.	Spindle Lock	Measuring face	Clamp Nut
169-06-0	0-13mm	0.004mm	0.01mm	$\phi 5\text{mm}$	with	Flat	w/o
169-06-2	0-13mm	0.004mm	0.01mm	$\phi 5\text{mm}$	with	Spherical	w/o

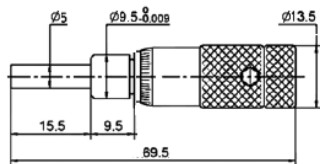


Micrometer Heads 169 Series



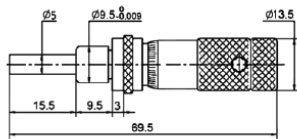
Inch							
Code No.	Range	Accuracy	Graduation	Spindle Dia.	Spindle Lock	Measuring face	Clamp Nut
169-06-5	0-.5"	±.0001"	.001"	Ø .197"	w/o	Spherical	with

Metric							
Code No.	Range	Accuracy	Graduation	Spindle Dia.	Spindle Lock	Measuring face	Clamp Nut
169-06-4	0-13mm	0.004mm	0.01mm	Ø5mm	w/o	Spherical	with



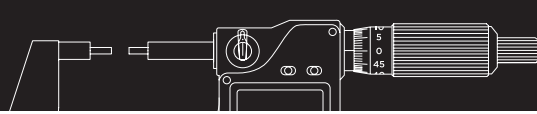
Inch							
Code No.	Range	Accuracy	Graduation	Spindle Dia.	Spindle Lock	Measuring face	Clamp Nut
169-13-1	0-.5"	±.0001"	.001"	Ø .197"	w/o	Flat	w/o
169-13-5	0-.5"	±.0001"	.001"	Ø .197"	w/o	Spherical	w/o

Metric							
Code No.	Range	Accuracy	Graduation	Spindle Dia.	Spindle Lock	Measuring face	Clamp Nut
169-13-0	0-13mm	0.004mm	0.01mm	Ø5mm	w/o	Flat	w/o
169-13-4	0-13mm	0.004mm	0.01mm	Ø5mm	w/o	Spherical	w/o

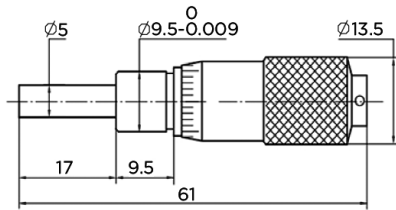


Inch							
Code No.	Range	Accuracy	Graduation	Spindle Dia.	Spindle Lock	Measuring face	Clamp Nut
169-13-3	0-.5"	±.0001"	.001"	Ø .197"	with	Flat	w/o
169-13-7	0-.5"	±.0001"	.001"	Ø .197"	with	Spherical	w/o

Metric							
Code No.	Range	Accuracy	Graduation	Spindle Dia.	Spindle Lock	Measuring face	Clamp Nut
169-13-2	0-13mm	0.004mm	0.01mm	Ø5mm	with	Flat	w/o
169-13-6	0-13mm	0.004mm	0.01mm	Ø5mm	with	Spherical	w/o



Micrometer Heads 169 Series

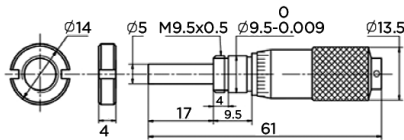


Inch

Code No.	Range	Accuracy	Graduation	Spindle Dia.	Spindle Lock	Measuring face	Clamp Nut
169-15-1	0-.6"	$\pm 0.001"$.001"	$\varnothing .197"$	w/o	Flat	w/o
169-15-3	0-.6"	$\pm 0.001"$.001"	$\varnothing .197"$	w/o	Spherical	w/o

Metric

Code No.	Range	Accuracy	Graduation	Spindle Dia.	Spindle Lock	Measuring face	Clamp Nut
169-15-0	0-15mm	0.004mm	0.01mm	$\varnothing 5\text{mm}$	w/o	Flat	w/o
169-15-2	0-15mm	0.004mm	0.01mm	$\varnothing 5\text{mm}$	w/o	Spherical	w/o

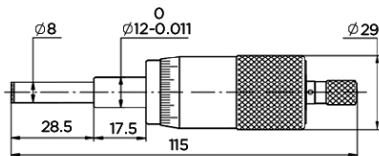


Inch

Code No.	Range	Accuracy	Graduation	Spindle Dia.	Spindle Lock	Measuring face	Clamp Nut
169-15-5	0-.6"	$\pm 0.001"$.001"	$\varnothing .197"$	w/o	Flat	with
169-15-7	0-.6"	$\pm 0.001"$.001"	$\varnothing .197"$	w/o	Spherical	with

Metric

Code No.	Range	Accuracy	Graduation	Spindle Dia.	Spindle Lock	Measuring face	Clamp Nut
169-15-4	0-15mm	0.004mm	0.01mm	$\varnothing 5\text{mm}$	w/o	Flat	with
169-15-6	0-15mm	0.004mm	0.01mm	$\varnothing 5\text{mm}$	w/o	Spherical	with



Inch

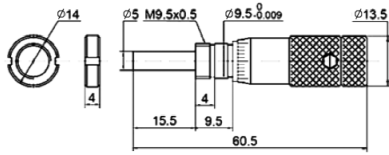
Code No.	Range	Accuracy	Graduation	Spindle Dia.	Spindle Lock	Measuring face	Clamp Nut
169-21-1	0-1"	$\pm 0.001"$.001"	$\varnothing .315"$	w/o	Carbide & Flat	w/o
169-21-3	0-1"	$\pm 0.001"$.001"	$\varnothing .315"$	w/o	Carbide & Spherical	w/o

Metric

Code No.	Range	Accuracy	Graduation	Spindle Dia.	Spindle Lock	Measuring face	Clamp Nut
169-21-0	0-25mm	0.004mm	0.01mm	$\varnothing 8\text{mm}$	w/o	Carbide & Flat	w/o
169-21-2	0-25mm	0.004mm	0.01mm	$\varnothing 8\text{mm}$	w/o	Carbide & Spherical	w/o

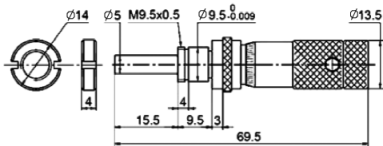


Micrometer Heads 169 Series



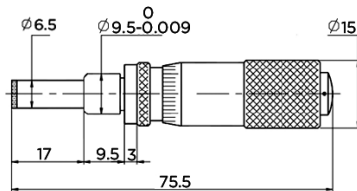
Inch							
Code No.	Range	Accuracy	Graduation	Spindle Dia.	Spindle Lock	Measuring face	Clamp Nut
169-23-1	0-.5"	± 0.001 "	.001"	$\phi .197$ "	w/o	Flat	with
169-23-5	0-.5"	± 0.001 "	.001"	$\phi .197$ "	w/o	Spherical	with

Metric							
Code No.	Range	Accuracy	Graduation	Spindle Dia.	Spindle Lock	Measuring face	Clamp Nut
169-23-0	0-13mm	0.004mm	0.01mm	$\phi 5$ mm	w/o	Flat	with
169-23-4	0-13mm	0.004mm	0.01mm	$\phi 5$ mm	w/o	Spherical	with



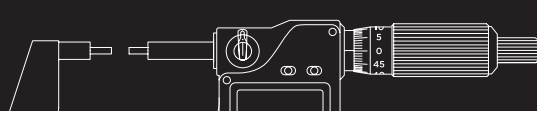
Inch							
Code No.	Range	Accuracy	Graduation	Spindle Dia.	Spindle Lock	Measuring face	Clamp Nut
169-23-3	0-.5"	± 0.001 "	.001"	$\phi .197$ "	with	Flat	with
169-23-7	0-.5"	± 0.001 "	.001"	$\phi .197$ "	with	Spherical	with

Metric							
Code No.	Range	Accuracy	Graduation	Spindle Dia.	Spindle Lock	Measuring face	Clamp Nut
169-23-2	0-13mm	0.004mm	0.01mm	$\phi 5$ mm	with	Flat	with
169-23-6	0-13mm	0.004mm	0.01mm	$\phi 5$ mm	with	Spherical	with

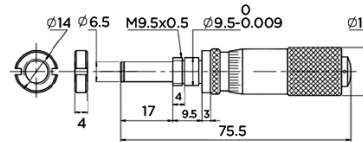


Inch							
Code No.	Range	Accuracy	Graduation	Spindle Dia.	Spindle Lock	Measuring face	Clamp Nut
169-25-1	0-.6"	± 0.001 "	.001"	$\phi .256$ "	with	Flat	w/o
169-25-3	0-.6"	± 0.001 "	.001"	$\phi .256$ "	with	Spherical	w/o

Metric							
Code No.	Range	Accuracy	Graduation	Spindle Dia.	Spindle Lock	Measuring face	Clamp Nut
169-25-0	0-15mm	0.004mm	0.01mm	$\phi 6.5$ mm	with	Flat	w/o
169-25-2	0-15mm	0.004mm	0.01mm	$\phi 6.5$ mm	with	Spherical	w/o



Micrometer Heads 169 Series

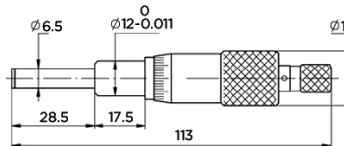


Inch

Code No.	Range	Accuracy	Graduation	Spindle Dia.	Spindle Lock	Measuring face	Clamp Nut
169-25-5	0-.6"	$\pm 0.001"$.001"	$\varnothing .256"$	with	Flat	with
169-25-7	0-.6"	$\pm 0.001"$.001"	$\varnothing .256"$	with	Spherical	with

Metric

Code No.	Range	Accuracy	Graduation	Spindle Dia.	Spindle Lock	Measuring face	Clamp Nut
169-25-4	0-15mm	0.004mm	0.01mm	$\varnothing 6.5\text{mm}$	with	Flat	with
169-25-6	0-15mm	0.004mm	0.01mm	$\varnothing 6.5\text{mm}$	with	Spherical	with

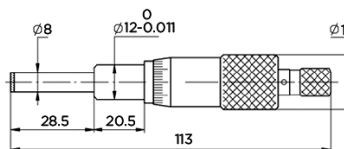


Inch

Code No.	Range	Accuracy	Graduation	Spindle Dia.	Spindle Lock	Measuring face	Clamp Nut
169-31-1	0-1"	$\pm 0.001"$.001"	$\varnothing .256"$	w/o	Carbide & Flat	w/o
169-32-1	0-1"	$\pm 0.001"$.001"	$\varnothing .256"$	w/o	Carbide & Spherical	w/o
169-31-5	0-1"	$\pm 0.001"$.0001"	$\varnothing .256"$	w/o	Carbide & Flat	w/o
169-32-5	0-1"	$\pm 0.001"$.0001"	$\varnothing .256"$	w/o	Carbide & Spherical	w/o

Metric

Code No.	Range	Accuracy	Graduation	Spindle Dia.	Spindle Lock	Measuring face	Clamp Nut
169-31-0	0-25mm	0.004mm	0.01mm	$\varnothing 6.5\text{mm}$	w/o	Carbide & Flat	w/o
169-32-0	0-25mm	0.004mm	0.01mm	$\varnothing 6.5\text{mm}$	w/o	Carbide & Spherical	w/o
169-31-4	0-25mm	0.004mm	0.002mm	$\varnothing 6.5\text{mm}$	w/o	Carbide & Flat	w/o
169-32-4	0-25mm	0.004mm	0.002mm	$\varnothing 6.5\text{mm}$	w/o	Carbide & Spherical	w/o

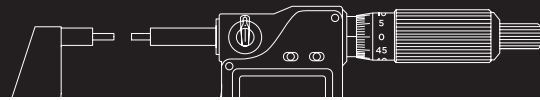


Inch

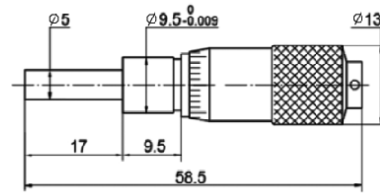
Code No.	Range	Accuracy	Graduation	Spindle Dia.	Spindle Lock	Measuring face	Clamp Nut
169-31-3	0-1"	$\pm 0.001"$.001"	$\varnothing .315"$	w/o	Carbide & Flat	w/o
169-32-3	0-1"	$\pm 0.001"$.001"	$\varnothing .315"$	w/o	Carbide & Spherical	w/o
169-31-7	0-1"	$\pm 0.001"$.0001"	$\varnothing .315"$	w/o	Carbide & Flat	w/o
169-32-7	0-1"	$\pm 0.001"$.0001"	$\varnothing .315"$	w/o	Carbide & Spherical	w/o

Metric

Code No.	Range	Accuracy	Graduation	Spindle Dia.	Spindle Lock	Measuring face	Clamp Nut
169-31-2	0-25mm	0.004mm	0.01mm	$\varnothing 8\text{mm}$	w/o	Carbide & Flat	w/o
169-32-2	0-25mm	0.004mm	0.01mm	$\varnothing 8\text{mm}$	w/o	Carbide & Spherical	w/o
169-31-6	0-25mm	0.004mm	0.002mm	$\varnothing 8\text{mm}$	w/o	Carbide & Flat	w/o
169-32-6	0-25mm	0.004mm	0.002mm	$\varnothing 8\text{mm}$	w/o	Carbide & Spherical	w/o

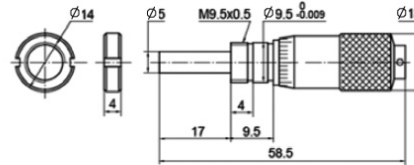


Micrometer Heads 169 Series



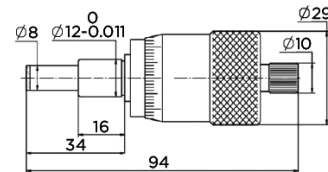
Inch							
Code No.	Range	Accuracy	Graduation	Spindle Dia.	Spindle Lock	Measuring face	Clamp Nut
169-33-1	0-.5"	±.0001"	.0002"	Ø .197"	w/o	Flat	w/o
169-33-3	0-.5"	±.0001"	.0002"	Ø .197"	w/o	Carbide & Spherical	w/o

Metric							
Code No.	Range	Accuracy	Graduation	Spindle Dia.	Spindle Lock	Measuring face	Clamp Nut
169-33-0	0-13mm	0.004mm	0.005mm	Ø5mm	w/o	Flat	w/o
169-33-2	0-13mm	0.004mm	0.005mm	Ø5mm	w/o	Carbide & Spherical	w/o



Inch							
Code No.	Range	Accuracy	Graduation	Spindle Dia.	Spindle Lock	Measuring face	Clamp Nut
169-33-5	0-.5"	±.0001"	.0002"	Ø .197"	w/o	Flat	with
169-33-7	0-.5"	±.0001"	.0002"	Ø .197"	w/o	Spherical	with

Metric							
Code No.	Range	Accuracy	Graduation	Spindle Dia.	Spindle Lock	Measuring face	Clamp Nut
169-33-4	0-13mm	0.004mm	0.005mm	Ø5mm	w/o	Flat	with
169-33-6	0-13mm	0.004mm	0.005mm	Ø5mm	w/o	Spherical	with

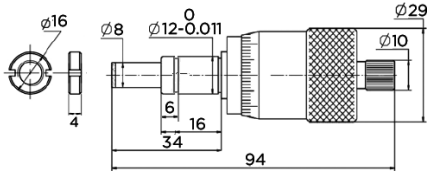


Inch							
Code No.	Range	Accuracy	Graduation	Spindle Dia.	Spindle Lock	Measuring face	Clamp Nut
169-35-1	0-.5"	±.0001"	.001"	Ø .315"	w/o	Carbide & Flat	w/o
169-35-3	0-.5"	±.0001"	.001"	Ø .315"	w/o	Carbide & Spherical	w/o

Metric							
Code No.	Range	Accuracy	Graduation	Spindle Dia.	Spindle Lock	Measuring face	Clamp Nut
169-35-0	0-13mm	0.004mm	0.01mm	Ø8mm	w/o	Carbide & Flat	w/o
169-35-2	0-13mm	0.004mm	0.01mm	Ø8mm	w/o	Carbide & Spherical	w/o



Micrometer Heads 169 Series

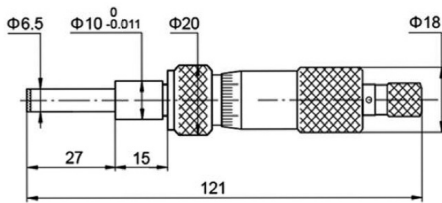


Inch

Code No.	Range	Accuracy	Graduation	Spindle Dia.	Spindle Lock	Measuring face	Clamp Nut
169-35-5	0-.5"	±.0001"	.001"	Ø .315"	w/o	Carbide & Flat	with
169-35-7	0-.5"	±.0001"	.001"	Ø .315"	w/o	Carbide & Spherical	with

Metric

Code No.	Range	Accuracy	Graduation	Spindle Dia.	Spindle Lock	Measuring face	Clamp Nut
169-35-4	0-13mm	0.004mm	0.01mm	Ø8mm	w/o	Carbide & Flat	with
169-35-6	0-13mm	0.004mm	0.01mm	Ø8mm	w/o	Carbide & Spherical	with

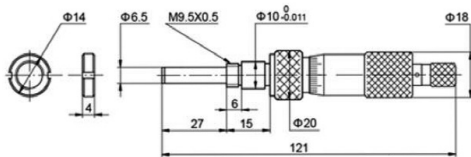


Inch

Code No.	Range	Accuracy	Graduation	Spindle Dia.	Spindle Lock	Measuring face	Clamp Nut
169-41-1	0-1"	±.0001"	.001"	Ø .256"	with	Carbide & Flat	w/o
169-41-3	0-1"	±.0001"	.001"	Ø .256"	with	Carbide & Spherical	w/o

Metric

Code No.	Range	Accuracy	Graduation	Spindle Dia.	Spindle Lock	Measuring face	Clamp Nut
169-41-0	0-25mm	0.004mm	0.01mm	Ø6.5mm	with	Carbide & Flat	w/o
169-41-2	0-25mm	0.004mm	0.01mm	Ø6.5mm	with	Carbide & Spherical	w/o

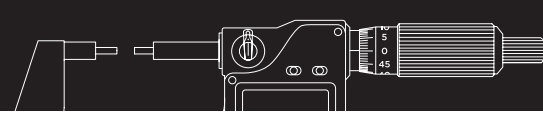


Inch

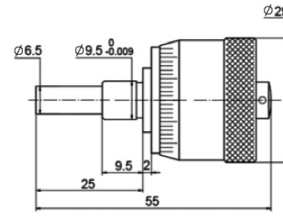
Code No.	Range	Accuracy	Graduation	Spindle Dia.	Spindle Lock	Measuring face	Clamp Nut
169-42-1	0-1"	±.0001"	.001"	Ø .256"	with	Carbide & Flat	with
169-42-3	0-1"	±.0001"	.001"	Ø .256"	with	Carbide & Spherical	with

Metric

Code No.	Range	Accuracy	Graduation	Spindle Dia.	Spindle Lock	Measuring face	Clamp Nut
169-42-0	0-25mm	0.004mm	0.01mm	Ø6.5mm	with	Carbide & Flat	with
169-42-2	0-25mm	0.004mm	0.01mm	Ø6.5mm	with	Carbide & Spherical	with

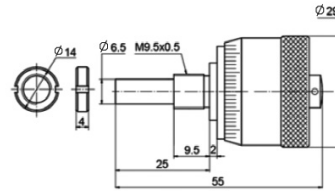


Micrometer Heads 169 Series



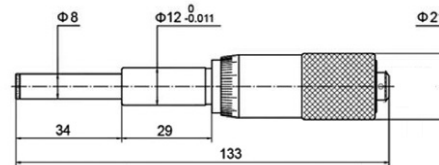
Inch							
Code No.	Range	Accuracy	Graduation	Spindle Dia.	Spindle Lock	Measuring face	Clamp Nut
169-43-1	0-.5"	±.0001"	.001"	Ø .197"	w/o	Carbide & Flat	w/o
169-43-3	0-.5"	±.0001"	.001"	Ø .197"	w/o	Carbide & Spherical	w/o

Metric							
Code No.	Range	Accuracy	Graduation	Spindle Dia.	Spindle Lock	Measuring face	Clamp Nut
169-43-0	0-13mm	0.004mm	0.01mm	Ø5mm	w/o	Carbide & Flat	w/o
169-43-2	0-13mm	0.004mm	0.01mm	Ø5mm	w/o	Carbide & Spherical	w/o



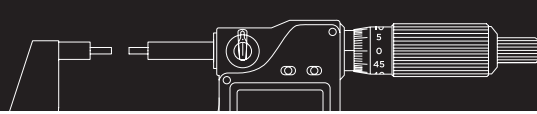
Inch							
Code No.	Range	Accuracy	Graduation	Spindle Dia.	Spindle Lock	Measuring face	Clamp Nut
169-43-5	0-.5"	±.0001"	.001"	Ø .197"	w/o	Carbide & Flat	with
169-43-7	0-.5"	±.0001"	.001"	Ø .197"	w/o	Carbide & Spherical	with

Metric							
Code No.	Range	Accuracy	Graduation	Spindle Dia.	Spindle Lock	Measuring face	Clamp Nut
169-43-4	0-13mm	0.004mm	0.01mm	Ø5mm	w/o	Carbide & Flat	with
169-43-6	0-13mm	0.004mm	0.01mm	Ø5mm	w/o	Carbide & Spherical	with

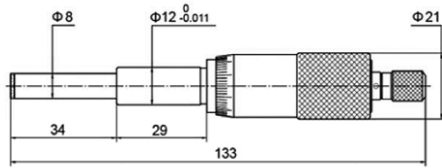


Inch							
Code No.	Range	Accuracy	Graduation	Spindle Dia.	Spindle Lock	Measuring face	Clamp Nut
169-51-1	0-1"	±.0001"	.001"	Ø .315"	w/o	Carbide & Flat	w/o
169-51-3	0-1"	±.0001"	.0001"	Ø .315"	w/o	Carbide & Flat	w/o
169-52-1	0-1"	±.0001"	.001"	Ø .315"	w/o	Carbide & Spherical	w/o
169-52-3	0-1"	±.0001"	.0001"	Ø .315"	w/o	Carbide & Spherical	w/o

Metric							
Code No.	Range	Accuracy	Graduation	Spindle Dia.	Spindle Lock	Measuring face	Clamp Nut
169-51-0	0-25mm	0.004mm	0.01mm	Ø8mm	w/o	Carbide & Flat	w/o
169-51-2	0-25mm	0.004mm	0.001mm	Ø8mm	w/o	Carbide & Flat	w/o
169-52-0	0-25mm	0.004mm	0.01mm	Ø8mm	w/o	Carbide & Spherical	w/o
169-52-2	0-25mm	0.004mm	0.001mm	Ø8mm	w/o	Carbide & Spherical	w/o



Micrometer Heads 169 Series

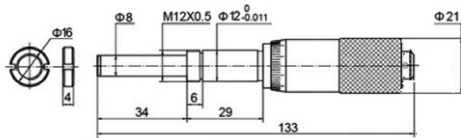


Inch

Code No.	Range	Accuracy	Graduation	Spindle Dia.	Spindle Lock	Measuring face	Clamp Nut
169-53-1	0-1"	±.0001"	.001"	Ø .315"	w/o	Carbide & Flat	w/o
169-54-1	0-1"	±.0001"	.001"	Ø .315"	w/o	Carbide & Spherical	w/o
169-53-3	0-1"	±.0001"	.0001"	Ø .315"	w/o	Carbide & Flat	w/o
169-54-3	0-1"	±.0001"	.0001"	Ø .315"	w/o	Carbide & Spherical	w/o

Metric

Code No.	Range	Accuracy	Graduation	Spindle Dia.	Spindle Lock	Measuring face	Clamp Nut
169-53-0	0-25mm	0.004mm	0.01mm	Ø8mm	w/o	Carbide & Flat	w/o
169-54-0	0-25mm	0.004mm	0.01mm	Ø8mm	w/o	Carbide & Spherical	w/o
169-53-2	0-25mm	0.004mm	0.001mm	Ø8mm	w/o	Carbide & Flat	w/o
169-54-2	0-25mm	0.004mm	0.001mm	Ø8mm	w/o	Carbide & Spherical	w/o

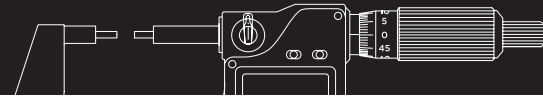


Inch

Code No.	Range	Accuracy	Graduation	Spindle Dia.	Spindle Lock	Measuring face	Clamp Nut
169-51-5	0-1"	±.0001"	.001"	Ø0.315"	w/o	Carbide & Flat	with
169-51-7	0-1"	±.0001"	.0001"	Ø0.315"	w/o	Carbide & Flat	with
169-52-5	0-1"	±.0001"	.001"	Ø0.315"	w/o	Carbide & Spherical	with
169-52-7	0-1"	±.0001"	.0001"	Ø0.315"	w/o	Carbide & Spherical	with

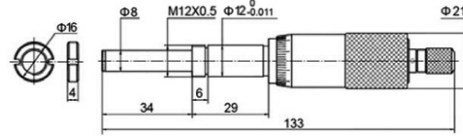
Metric

Code No.	Range	Accuracy	Graduation	Spindle Dia.	Spindle Lock	Measuring face	Clamp Nut
169-51-4	0-25mm	0.004mm	0.01mm	Ø8mm	w/o	Carbide & Flat	with
169-51-6	0-25mm	0.004mm	0.001mm	Ø8mm	w/o	Carbide & Flat	with
169-52-4	0-25mm	0.004mm	0.01mm	Ø8mm	w/o	Carbide & Spherical	with
169-52-6	0-25mm	0.004mm	0.001mm	Ø8mm	w/o	Carbide & Spherical	with



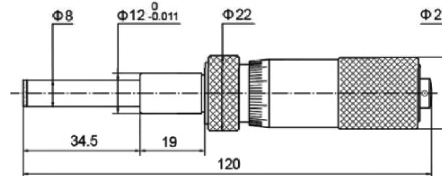
Micrometer Heads

169 Series



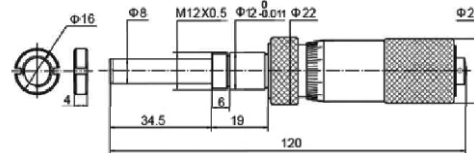
Inch							
Code No.	Range	Accuracy	Graduation	Spindle Dia.	Spindle Lock	Measuring face	Clamp Nut
169-53-5	0-1"	±.0001"	.001"	Ø .315"	w/o	Carbide & Flat	with
169-54-5	0-1"	±.0001"	.001"	Ø .315"	w/o	Carbide & Spherical	with
169-53-7	0-1"	±.0001"	.0001"	Ø .315"	w/o	Carbide & Flat	with
169-54-7	0-1"	±.0001"	.0001"	Ø .315"	w/o	Carbide & Spherical	with

Metric							
Code No.	Range	Accuracy	Graduation	Spindle Dia.	Spindle Lock	Measuring face	Clamp Nut
169-53-4	0-25mm	0.004mm	0.01mm	Ø8mm	w/o	Carbide & Flat	with
169-54-4	0-25mm	0.004mm	0.01mm	Ø8mm	w/o	Carbide & Spherical	with
169-53-6	0-25mm	0.004mm	0.001mm	Ø8mm	w/o	Carbide & Flat	with
169-54-6	0-25mm	0.004mm	0.001mm	Ø8mm	w/o	Carbide & Spherical	with



Inch							
Code No.	Range	Accuracy	Graduation	Spindle Dia.	Spindle Lock	Measuring face	Clamp Nut
169-55-1A	0-1"	±.0001"	.001"	Ø .315"	with	Carbide & Flat	w/o
169-56-1	0-1"	±.0001"	.001"	Ø .315"	with	Carbide & Spherical	w/o
169-55-3	0-1"	±.0001"	.0001"	Ø .315"	with	Carbide & Flat	w/o
169-56-3	0-1"	±.0001"	.0001"	Ø .315"	with	Carbide & Spherical	w/o

Metric							
Code No.	Range	Accuracy	Graduation	Spindle Dia.	Spindle Lock	Measuring face	Clamp Nut
169-55-0A	0-25mm	0.004mm	0.01mm	Ø8mm	with	Carbide & Flat	w/o
169-56-0	0-25mm	0.004mm	0.01mm	Ø8mm	with	Carbide & Spherical	w/o
169-55-2	0-25mm	0.004mm	0.001mm	Ø8mm	with	Carbide & Flat	w/o
169-56-2	0-25mm	0.004mm	0.001mm	Ø8mm	with	Carbide & Spherical	w/o



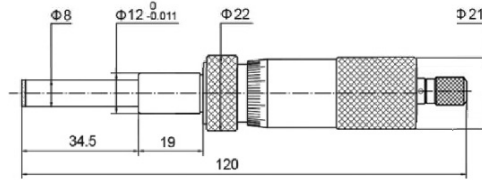
Inch							
Code No.	Range	Accuracy	Graduation	Spindle Dia.	Spindle Lock	Measuring face	Clamp Nut
169-55-5	0-1"	±.0001"	.001"	Ø .315"	with	Carbide & Flat	with
169-56-5	0-1"	±.0001"	.001"	Ø .315"	with	Carbide & Spherical	with
169-55-7	0-1"	±.0001"	.0001"	Ø .315"	with	Carbide & Flat	with
169-56-7	0-1"	±.0001"	.0001"	Ø .315"	with	Carbide & Spherical	with

Metric							
Code No.	Range	Accuracy	Graduation	Spindle Dia.	Spindle Lock	Measuring face	Clamp Nut
169-55-4	0-25mm	0.004mm	0.01mm	Ø8mm	with	Carbide & Flat	with
169-56-4	0-25mm	0.004mm	0.01mm	Ø8mm	with	Carbide & Spherical	with
169-55-6	0-25mm	0.004mm	0.001mm	Ø8mm	with	Carbide & Flat	with
169-56-6	0-25mm	0.004mm	0.001mm	Ø8mm	with	Carbide & Spherical	with



Micrometer Heads

169 Series

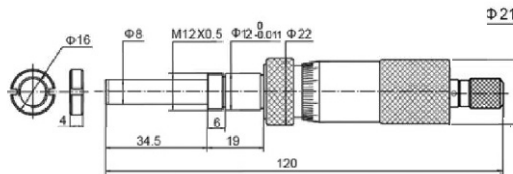


Inch

Code No.	Range	Accuracy	Graduation	Spindle Dia.	Spindle Lock	Measuring face	Clamp Nut
169-57-1	0-1"	±.0001"	.001"	Ø .315"	with	Carbide & Flat	w/o
169-58-1	0-1"	±.0001"	.001"	Ø .315"	with	Carbide & Spherical	w/o
169-57-3	0-1"	±.0001"	.0001"	Ø .315"	with	Carbide & Flat	w/o
169-58-3	0-1"	±.0001"	.0001"	Ø .315"	with	Carbide & Spherical	w/o

Metric

Code No.	Range	Accuracy	Graduation	Spindle Dia.	Spindle Lock	Measuring face	Clamp Nut
169-57-0	0-25mm	0.004mm	0.01mm	Ø8mm	with	Carbide & Flat	w/o
169-58-0	0-25mm	0.004mm	0.01mm	Ø8mm	with	Carbide & Spherical	w/o
169-57-2	0-25mm	0.004mm	0.001mm	Ø8mm	with	Carbide & Flat	w/o
169-58-2	0-25mm	0.004mm	0.001mm	Ø8mm	with	Carbide & Spherical	w/o

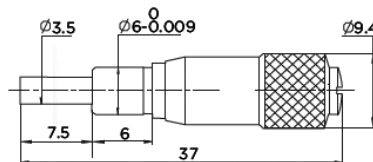


Inch

Code No.	Range	Accuracy	Graduation	Spindle Dia.	Spindle Lock	Measuring face	Clamp Nut
169-57-5	0-1"	±.0001"	.001"	Ø .315"	with	Carbide & Flat	with
169-58-5	0-1"	±.0001"	.001"	Ø .315"	with	Carbide & Spherical	with
169-57-7	0-1"	±.0001"	.0001"	Ø .315"	with	Carbide & Flat	with
169-58-7	0-1"	±.0001"	.0001"	Ø .315"	with	Carbide & Spherical	with

Metric

Code No.	Range	Accuracy	Graduation	Spindle Dia.	Spindle Lock	Measuring face	Clamp Nut
169-57-4	0-25mm	0.004mm	0.01mm	Ø8mm	with	Carbide & Flat	with
169-58-4	0-25mm	0.004mm	0.01mm	Ø8mm	with	Carbide & Spherical	with
169-57-6	0-25mm	0.004mm	0.001mm	Ø8mm	with	Carbide & Flat	with
169-58-6	0-25mm	0.004mm	0.001mm	Ø8mm	with	Carbide & Spherical	with

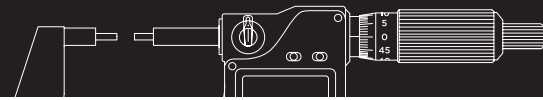


Inch

Code No.	Range	Accuracy	Graduation	Spindle Dia.	Spindle Lock	Measuring face	Clamp Nut
169-65-1	0-.25"	±.0001"	.001"	Ø .138"	w/o	Flat	w/o
169-65-3	0-.25"	±.0001"	.001"	Ø .138"	w/o	Spherical	w/o

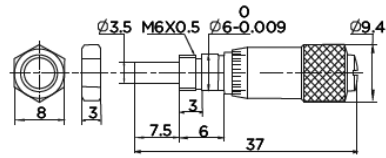
Metric

Code No.	Range	Accuracy	Graduation	Spindle Dia.	Spindle Lock	Measuring face	Clamp Nut
169-65-0	0-6.5mm	0.004mm	0.01mm	Ø3.5mm	w/o	Flat	w/o
169-65-2	0-6.5mm	0.004mm	0.01mm	Ø3.5mm	w/o	Spherical	w/o



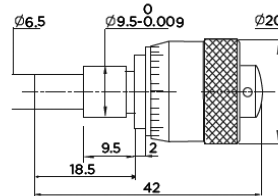
Micrometer Heads

169 Series



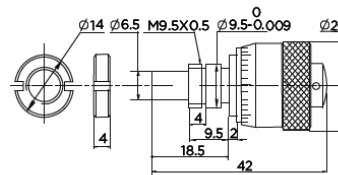
Inch							
Code No.	Range	Accuracy	Graduation	Spindle Dia.	Spindle Lock	Measuring face	Clamp Nut
169-65-5	0-.25"	±.0001"	.001"	Ø .138"	w/o	Flat	with
169-65-7	0-.25"	±.0001"	.001"	Ø .138"	w/o	Spherical	with

Metric							
Code No.	Range	Accuracy	Graduation	Spindle Dia.	Spindle Lock	Measuring face	Clamp Nut
169-65-6	0-6.5mm	0.004mm	0.01mm	Ø3.5mm	w/o	Flat	with
169-65-2	0-6.5mm	0.004mm	0.01mm	Ø3.5mm	w/o	Spherical	with



Inch							
Code No.	Range	Accuracy	Graduation	Spindle Dia.	Spindle Lock	Measuring face	Clamp Nut
169-75-1	0-.25"	±.0001"	.001"	Ø .256"	w/o	Carbide & Flat	w/o
169-75-3	0-.25"	±.0001"	.001"	Ø .256"	w/o	Carbide & Spherical	w/o

Metric							
Code No.	Range	Accuracy	Graduation	Spindle Dia.	Spindle Lock	Measuring face	Clamp Nut
169-75-0	0-6.5mm	0.004mm	0.01mm	Ø6.5mm	w/o	Carbide & Flat	w/o
169-75-2	0-6.5mm	0.004mm	0.01mm	Ø6.5mm	w/o	Carbide & Spherical	w/o



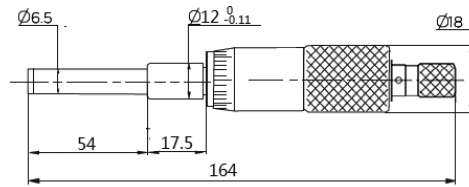
Inch							
Code No.	Range	Accuracy	Graduation	Spindle Dia.	Spindle Lock	Measuring face	Clamp Nut
169-75-5	0-.25"	±.0001"	.001"	Ø .256"	w/o	Carbide & Flat	with
169-75-7	0-.25"	±.0001"	.001"	Ø .256"	w/o	Carbide & Spherical	with

Metric							
Code No.	Range	Accuracy	Graduation	Spindle Dia.	Spindle Lock	Measuring face	Clamp Nut
169-75-4	0-6.5mm	0.004mm	0.01mm	Ø6.5mm	w/o	Carbide & Flat	with
169-75-6	0-6.5mm	0.004mm	0.01mm	Ø6.5mm	w/o	Carbide & Spherical	with



Micrometer Heads

169 Series

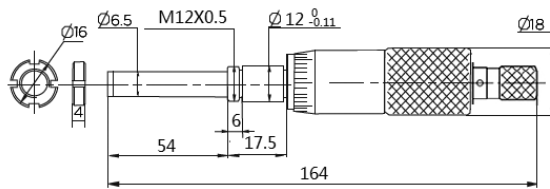


Inch

Code No.	Range	Accuracy	Graduation	Spindle Dia.	Spindle Lock	Measuring face	Clamp Nut
169-81-1	0-2"	±.0001"	.001"	Ø .256"	w/o	Carbide & Flat	w/o
169-81-3	0-2"	±.0001"	.001"	Ø .256"	w/o	Carbide & Spherical	w/o

Metric

Code No.	Range	Accuracy	Graduation	Spindle Dia.	Spindle Lock	Measuring face	Clamp Nut
169-81-0	0-50mm	0.004mm	0.01mm	Ø6.5mm	w/o	Carbide & Flat	w/o
169-81-2	0-50mm	0.004mm	0.01mm	Ø6.5mm	w/o	Carbide & Spherical	w/o

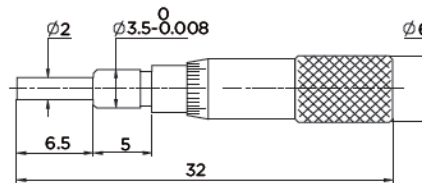


Inch

Code No.	Range	Accuracy	Graduation	Spindle Dia.	Spindle Lock	Measuring face	Clamp Nut
169-81-5	0-2"	±.0001"	.001"	Ø .256"	w/o	Carbide & Flat	with
169-81-7	0-2"	±.0001"	.001"	Ø .256"	w/o	Carbide & Spherical	with

Metric

Code No.	Range	Accuracy	Graduation	Spindle Dia.	Spindle Lock	Measuring face	Clamp Nut
169-81-4	0-50mm	0.004mm	0.01mm	Ø6.5mm	w/o	Carbide & Flat	with
169-81-6	0-50mm	0.004mm	0.01mm	Ø6.5mm	w/o	Carbide & Spherical	with



Inch

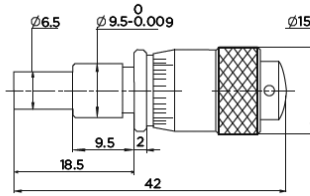
Code No.	Range	Accuracy	Graduation	Spindle Dia.	Spindle Lock	Measuring face	Clamp Nut
169-82-1	0-.2"	±.0001"	.001"	Ø .079"	w/o	Flat	w/o
169-82-3	0-.2"	±.0001"	.001"	Ø .079"	w/o	Spherical	w/o

Metric

Code No.	Range	Accuracy	Graduation	Spindle Dia.	Spindle Lock	Measuring face	Clamp Nut
169-82-0	0-5mm	0.004mm	0.02mm	Ø2mm	w/o	Flat	w/o
169-82-2	0-5mm	0.004mm	0.02mm	Ø2mm	w/o	Spherical	w/o

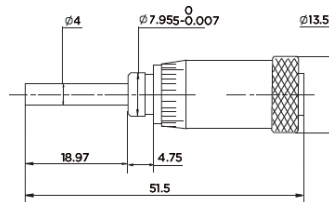


Micrometer Heads 169 Series



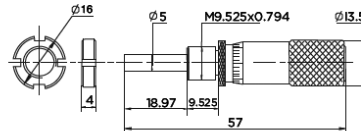
Inch							
Code No.	Range	Accuracy	Graduation	Spindle Dia.	Spindle Lock	Measuring face	Clamp Nut
169-85-1	0-.25"	± 0.001 "	.0002"	$\varnothing .256$ "	w/o	Carbide & Flat	w/o
169-85-3	0-.25"	± 0.001 "	.0002"	$\varnothing .256$ "	w/o	Carbide & Spherical	w/o

Metric							
Code No.	Range	Accuracy	Graduation	Spindle Dia.	Spindle Lock	Measuring face	Clamp Nut
169-85-0	0-6.5mm	0.004mm	0.005mm	$\varnothing 6.5$ mm	w/o	Carbide & Flat	w/o
169-85-2	0-6.5mm	0.004mm	0.005mm	$\varnothing 6.5$ mm	w/o	Carbide & Spherical	w/o



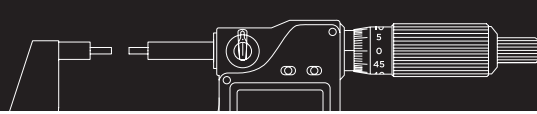
Inch							
Code No.	Range	Accuracy	Graduation	Spindle Dia.	Spindle Lock	Measuring face	Clamp Nut
169-91-1	0-.5"	± 0.001 "	.001"	$\varnothing .157$ "	w/o	Flat	w/o

Metric							
Code No.	Range	Accuracy	Graduation	Spindle Dia.	Spindle Lock	Measuring face	Clamp Nut
169-91-0	0-13mm	0.004mm	0.01mm	$\varnothing 4$ mm	w/o	Flat	w/o



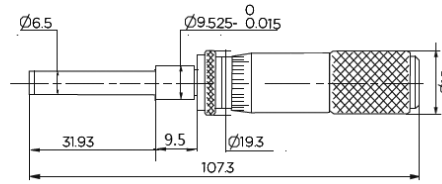
Inch							
Code No.	Range	Accuracy	Graduation	Spindle Dia.	Spindle Lock	Measuring face	Clamp Nut
169-91-3	0-.5"	± 0.001 "	.001"	$\varnothing .197$ "	w/o	Flat	with

Metric							
Code No.	Range	Accuracy	Graduation	Spindle Dia.	Spindle Lock	Measuring face	Clamp Nut
169-91-2	0-13mm	0.004mm	0.01mm	$\varnothing 5$ mm	w/o	Flat	with



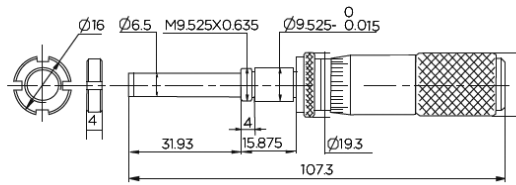
Micrometer Heads

169 Series



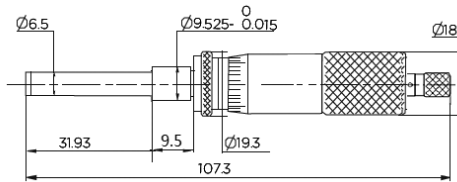
Inch							
Code No.	Range	Accuracy	Graduation	Spindle Dia.	Spindle Lock	Measuring face	Clamp Nut
169-92-1	0-1"	±.0001"	.001"	Ø .256"	with	Carbide & Flat	w/o

Metric							
Code No.	Range	Accuracy	Graduation	Spindle Dia.	Spindle Lock	Measuring face	Clamp Nut
169-92-0	0-25mm	0.004mm	0.01mm	Ø6.5mm	with	Carbide & Flat	w/o



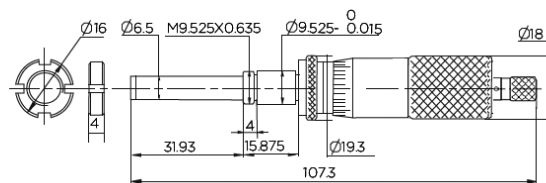
Inch							
Code No.	Range	Accuracy	Graduation	Spindle Dia.	Spindle Lock	Measuring face	Clamp Nut
169-92-3	0-1"	±.0001"	.001"	Ø .256"	with	Carbide & Flat	with

Metric							
Code No.	Range	Accuracy	Graduation	Spindle Dia.	Spindle Lock	Measuring face	Clamp Nut
169-92-2	0-25mm	0.004mm	0.01mm	Ø6.5mm	with	Carbide & Flat	with



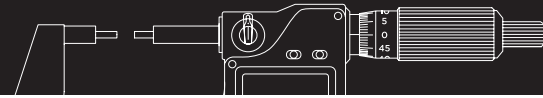
Inch							
Code No.	Range	Accuracy	Graduation	Spindle Dia.	Spindle Lock	Measuring face	Clamp Nut
169-92-5	0-1"	±.0001"	.001"	Ø .256"	with	Carbide & Flat	w/o

Metric							
Code No.	Range	Accuracy	Graduation	Spindle Dia.	Spindle Lock	Measuring face	Clamp Nut
169-92-4	0-25mm	0.004mm	0.01mm	Ø6.5mm	with	Carbide & Flat	w/o

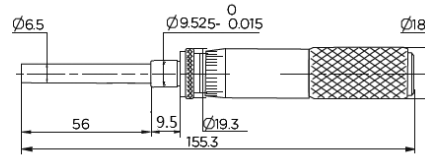


Inch							
Code No.	Range	Accuracy	Graduation	Spindle Dia.	Spindle Lock	Measuring face	Clamp Nut
169-92-7	0-1"	±.0001"	.001"	Ø .256"	with	Carbide & Flat	with

Metric							
Code No.	Range	Accuracy	Graduation	Spindle Dia.	Spindle Lock	Measuring face	Clamp Nut
169-92-6	0-25mm	0.004mm	0.01mm	Ø6.5mm	with	Carbide & Flat	with

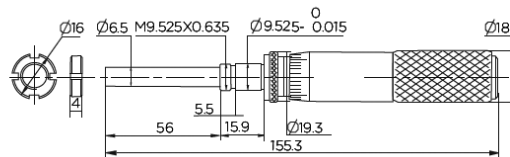


Micrometer Heads 169 Series



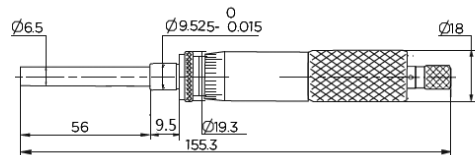
Inch							
Code No.	Range	Accuracy	Graduation	Spindle Dia.	Spindle Lock	Measuring face	Clamp Nut
169-93-1	0-2"	±.0001"	.001"	Ø .256"	with	Carbide & Flat	w/o

Metric							
Code No.	Range	Accuracy	Graduation	Spindle Dia.	Spindle Lock	Measuring face	Clamp Nut
169-93-0	0-50mm	0.004mm	0.01mm	Ø6.5mm	with	Carbide & Flat	w/o



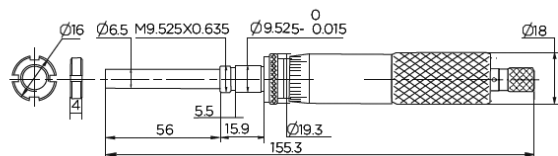
Inch							
Code No.	Range	Accuracy	Graduation	Spindle Dia.	Spindle Lock	Measuring face	Clamp Nut
169-93-3	0-2"	±.0001"	.001"	Ø .256"	with	Carbide & Flat	with

Metric							
Code No.	Range	Accuracy	Graduation	Spindle Dia.	Spindle Lock	Measuring face	Clamp Nut
169-93-2	0-50mm	0.004mm	0.01mm	Ø6.5mm	with	Carbide & Flat	with



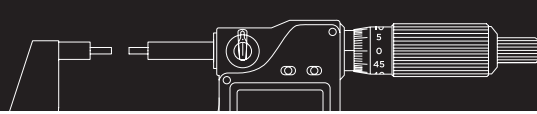
Inch							
Code No.	Range	Accuracy	Graduation	Spindle Dia.	Spindle Lock	Measuring face	Clamp Nut
169-93-5	0-2"	±.0001"	.001"	Ø .256"	with	Carbide & Flat	w/o

Metric							
Code No.	Range	Accuracy	Graduation	Spindle Dia.	Spindle Lock	Measuring face	Clamp Nut
169-93-4	0-50mm	0.004mm	0.01mm	Ø6.5mm	with	Carbide & Flat	w/o



Inch							
Code No.	Range	Accuracy	Graduation	Spindle Dia.	Spindle Lock	Measuring face	Clamp Nut
169-93-7	0-2"	±.0001"	.001"	Ø .256"	with	Carbide & Flat	with

Metric							
Code No.	Range	Accuracy	Graduation	Spindle Dia.	Spindle Lock	Measuring face	Clamp Nut
169-93-6	0-50mm	0.004mm	0.01mm	Ø6.5mm	with	Carbide & Flat	with



Depth Micrometers

205 Series



205-04-0



FEATURES

- Resolution: .00005" / 0.001mm
- Micrometers head accuracy: (0-25mm / 0-1")
Metric: $\pm 0.003\text{mm}$
Inch: $\pm 0.0001"$
- Measuring inserts accuracy:
Metric: $\pm(2+L/75)\ \mu\text{m}$
Inch: $\pm[0.001+0.0005(L/3)]"$
L=Maximum measuring Length (mm) / (inch)
- Ratchet stop
- The integrity of the measurements are maintained throughout the total range of the measuring rods. However the measuring rods must be kept as a set and may not be interchangeable with other depth micrometers sets
- Both flat and spherical depth rod sets are available
- The measurement mode of Absolute or Incremental is displayed when turned on
- The battery life is maximized with the automatic On/Off feature
- Inch/Metric conversion
- Support Bluetooth data transmission
Bluetooth data output: 901-01-5
- Protection level IP65


Flat End	Spherical End	Inch		
Code No.	Code No.	Range	Base Length	Rods
205-02-1	205-52-1	0-2"	63mm	2 pcs
205-04-1	205-54-1	0-4"	63mm	4 pcs
205-06-1	205-56-1	0-6"	63mm	6 pcs
205-12-1	205-62-1	0-12"	63mm	12 pcs
205-04-3	205-54-3	0-4"	101.5mm	4 pcs
205-06-3	205-56-3	0-6"	101.5mm	6 pcs
205-12-3	205-62-3	0-12"	101.5mm	12 pcs

Flat End	Spherical End	Metric		
Code No.	Code No.	Range	Base Length	Rods
205-02-0	205-52-0	0-50mm	63mm	2 pcs
205-04-0	205-54-0	0-100mm	63mm	4 pcs
205-06-0	205-56-0	0-150mm	63mm	6 pcs
205-12-0	205-62-0	0-300mm	63mm	12 pcs
205-04-2	205-54-2	0-100mm	101.5mm	4 pcs
205-06-2	205-56-2	0-150mm	101.5mm	6 pcs
205-12-2	205-62-2	0-300mm	101.5mm	12 pcs



Depth Micrometers

201 Series



201-04-3

FEATURES

- Graduation: .001" / 0.01mm
- Micrometers head accuracy: (0-25mm / 0-1")
Metric: $\pm 0.003\text{mm}$
Inch: $\pm 0.0001"$
- Measuring inserts accuracy:
Metric: $\pm(2+L/75)\ \mu\text{m}$
Inch: $\pm[0.001+0.0005(L/3)]"$
- The integrity of the measurements are maintained throughout the total range of the measuring rods. However the measuring rods must be kept as a set and may not be interchangeable with other depth micrometers sets
- Both flat and spherical depth rod sets are available
- Ratchet stop

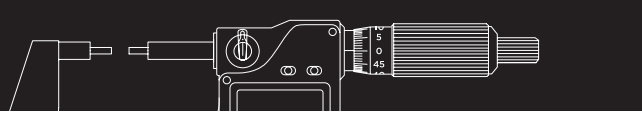
L=Maximum measuring Length (mm) / (inch)

Flat End	Spherical End	Inch	Run through Interchangeable Rods	
Code No.	Code No.	Range	Base Length	Rods
201-02-1	201-52-1	0-2"	63mm	2 pcs
201-04-1	201-54-1	0-4"	63mm	4 pcs
201-06-1	201-56-1	0-6"	63mm	6 pcs
201-12-1	201-62-1	0-12"	63mm	12 pcs
201-04-3	201-54-3	0-4"	101.5mm	4 pcs
201-06-3	201-56-3	0-6"	101.5mm	6 pcs
201-12-3	201-62-3	0-12"	101.5mm	12 pcs

Flat End	Spherical End	Inch	Half Base	Rods
Code No.	Code No.	Range	Base Length	Rods
201-04-7	-	0-4"	57mm	4 pcs
201-06-7	-	0-6"	57mm	6 pcs

Flat End	Spherical End	Metric	Run through Interchangeable Rods	
Code No.	Code No.	Range	Base Length	Rods
201-02-0	201-52-0	0-50mm	63mm	2 pcs
201-04-0	201-54-0	0-100mm	63mm	4 pcs
201-06-0	201-56-0	0-150mm	63mm	6 pcs
201-12-0	201-62-0	0-300mm	63mm	12 pcs
201-04-2	201-54-2	0-100mm	101.5mm	4 pcs
201-06-2	201-56-2	0-150mm	101.5mm	6 pcs
201-12-2	201-62-2	0-300mm	101.5mm	12 pcs

Flat End	Spherical End	Metric	Half Base	Rods
Code No.	Code No.	Range	Base Length	Rods
201-04-6	-	0-100mm	57mm	4 pcs
201-06-6	-	0-150mm	57mm	6 pcs



Micrometer Standards


110 Series



110-11-1



110-08-1



110-06-1

FEATURES

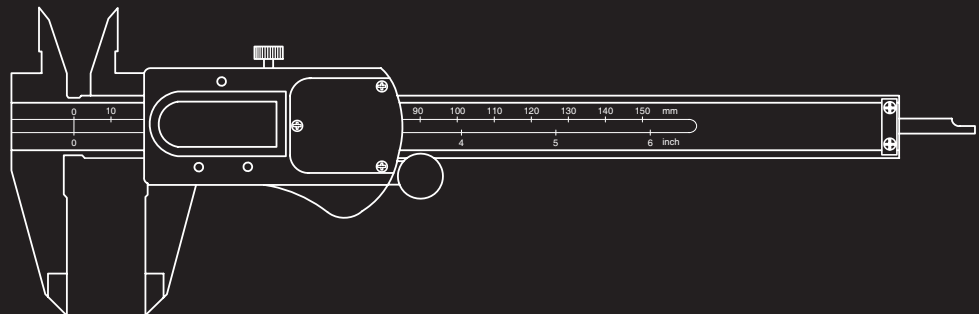
- Used for zero point setting of outside micrometers
- Heat insulating handle to prevent heat expansion due to body temperature
- Flat measuring face for up to 11"/275mm size standards
Spherical measuring face for over 12"/300mm size standards

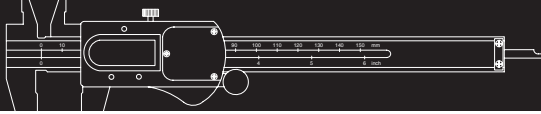
Inch			
Code No.	Size	Accuracy	Diameter
110-01-1	1"	±.00005"	Ø7mm
110-02-1	2"	±.0001"	Ø7mm
110-03-1	3"	±.0001"	Ø7mm
110-04-1	4"	±.0001"	Ø8mm
110-05-1	5"	±.00015"	Ø8mm
110-06-1	6"	±.00015"	Ø8mm
110-07-1	7"	±.00015"	Ø8mm
110-08-1	8"	±.00015"	Ø8mm
110-09-1	9"	±.00020"	Ø8mm
110-10-1	10"	±.00020"	Ø8mm
110-11-1	11"	±.00020"	Ø8mm
110-12-1	12"	±.00025"	Ø16mm
110-13-1	13"	±.00025"	Ø16mm
110-14-1	14"	±.00025"	Ø16mm
110-15-1	15"	±.00025"	Ø16mm
110-16-1	16"	±.00025"	Ø16mm
110-17-1	17"	±.00025"	Ø16mm
110-18-1	18"	±.00025"	Ø16mm
110-19-1	19"	±.00030"	Ø16mm
110-20-1	20"	±.00030"	Ø16mm
110-21-1	21"	±.00030"	Ø16mm
110-22-1	23"	±.00030"	Ø16mm
110-23-1	25"	±.00030"	Ø16mm
110-24-1	27"	±.00035"	Ø16mm
110-25-1	29"	±.00035"	Ø16mm
110-26-1	31"	±.00035"	Ø16mm
110-27-1	33"	±.00035"	Ø16mm
110-28-1	35"	±.00035"	Ø16mm
110-29-1	37"	±.00035"	Ø16mm

Metric			
Code No.	Size	Accuracy	Diameter
110-01-0	25mm	±0.0012mm	Ø7mm
110-02-0	50mm	±0.0012mm	Ø7mm
110-03-0	75mm	±0.0015mm	Ø7mm
110-04-0	100mm	±0.0020mm	Ø8mm
110-05-0	125mm	±0.0025mm	Ø8mm
110-06-0	150mm	±0.0025mm	Ø8mm
110-07-0	175mm	±0.0025mm	Ø8mm
110-08-0	200mm	±0.0035mm	Ø8mm
110-09-0	225mm	±0.0035mm	Ø8mm
110-10-0	250mm	±0.0035mm	Ø8mm
110-11-0	275mm	±0.0040mm	Ø8mm
110-12-0	300mm	±0.0040mm	Ø16mm
110-13-0	325mm	±0.0045mm	Ø16mm
110-14-0	350mm	±0.0045mm	Ø16mm
110-15-0	375mm	±0.0045mm	Ø16mm
110-16-0	400mm	±0.0045mm	Ø16mm
110-17-0	425mm	±0.0050mm	Ø16mm
110-18-0	450mm	±0.0050mm	Ø16mm
110-19-0	475mm	±0.0050mm	Ø16mm
110-20-0	500mm	±0.0050mm	Ø16mm
110-21-0	525mm	±0.0055mm	Ø16mm
110-22-0	575mm	±0.0055mm	Ø16mm
110-23-0	625mm	±0.0055mm	Ø16mm
110-24-0	675mm	±0.0065mm	Ø16mm
110-25-0	725mm	±0.0065mm	Ø16mm
110-26-0	775mm	±0.0065mm	Ø16mm
110-27-0	825mm	±0.0075mm	Ø16mm
110-28-0	875mm	±0.0075mm	Ø16mm
110-29-0	925mm	±0.0075mm	Ø16mm
110-30-0	975mm	±0.0075mm	Ø16mm
110-31-0	1050mm	±0.0090mm	Ø23mm
110-32-0	1150mm	±0.0090mm	Ø23mm
110-33-0	1250mm	±0.0090mm	Ø23mm
110-34-0	1350mm	±0.0105mm	Ø23mm
110-35-0	1450mm	±0.0105mm	Ø23mm
110-36-0	1550mm	±0.0105mm	Ø23mm
110-37-0	1650mm	±0.0125mm	Ø23mm
110-38-0	1750mm	±0.0125mm	Ø23mm
110-39-0	1850mm	±0.0125mm	Ø23mm
110-40-0	1950mm	±0.0125mm	Ø23mm

Calipers

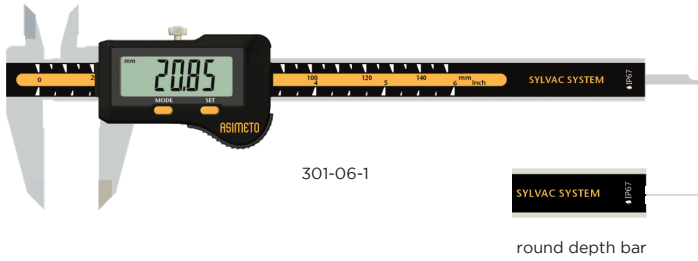
93	IP67 Digital Calipers	107	Digital Chamfering Calipers
94	IP67 Big Screen Digital Calipers	107	Digital Welding Fillet Gauges
95	Big Screen Digital Calipers	108	Welding Fillet Gauges
95	Absolute Big Screen Digital Calipers	108	Mini-type 3-purpose Digital Calipers
96	Digital Calipers (Four Buttons)	109	Special Jaws Digital Calipers
96	Absolute Digital Calipers	109	Hook Type Digital Calipers
97	Digital Calipers (Three Buttons)	110	Digital Scales
97	Digital Calipers with Carbide Tipped Measuring Faces	111	Dial Calipers
98	Digital Calipers with Pointed Jaws	112	Vernier Calipers
98	Carbon Fiber Digital Calipers	114	Long Jaw Vernier Calipers
99	ABS Heavy Duty Digital Calipers	116	Heavy Duty Vernier Calipers with Upper Knife-Edge
100	IP65 Carbon Fiber Digital Calipers	118	Heavy Duty Vernier Calipers
101	ABS Digital Calipers for Outside/Inside Grooves	120	Circle Vernier Calipers
102	Center Distance Digital Calipers	120	T Form Marking Calipers
102	ABS Digital Tube Calipers	120	Marking Calipers
103	Multi-function Digital Calipers	120	Measuring Gauges
104	Universal Digital Calipers with Exchangeable Measuring Points	121	Interchangeable Anvil Dial Caliper Gauges
105	Digital Calipers With Adjustable Measuring Jaw	121	Internal Caliper Gauges
105	Digital Gear Tooth Calipers	122	Internal Dial Caliper Gauges
106	Gear Tooth Calipers	124	External Caliper Gauges
106	Digital Gauges With Single Wide Measuring Face	127	Tool Kits





IP67 Digital Calipers - SYLVAC SYSTEM

301 Series



301-06-1

SYLVAC SYSTEM
IP67
round depth bar

FEATURES

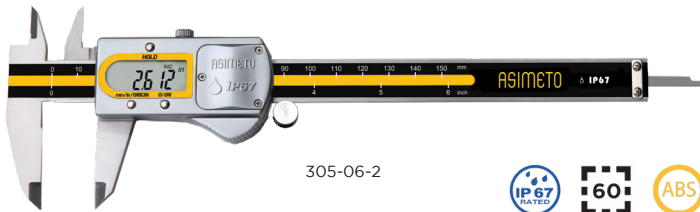
- Resolution: .0005" / 0.01mm
- Inch/Metric conversion
- Auto power Off
- Sylvac system
- Protection level IP67



without data output		Inch		Metric	
Code No.	Range	Accuracy	Range	Accuracy	Remark
301-06-1	0-6"	±.001"	0-150mm	±0.02mm	
301-06-3	0-6"	±.001"	0-150mm	±0.02mm	round depth bar Ø1.5mm
301-08-1	0-8"	±.0015"	0-200mm	±0.03mm	
301-12-1	0-12"	±.0015"	0-300mm	±0.03mm	

IP67 Digital Calipers

305 Series

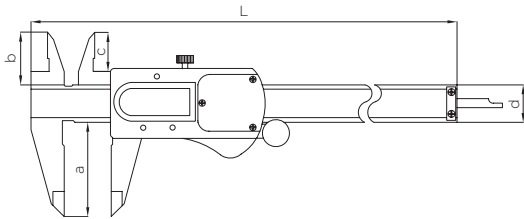


305-06-2

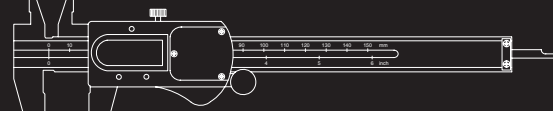


FEATURES

- Resolution: .0005" / 0.01mm
- Absolute function, no need to set zero
- Absolute or incremental measuring modes Metal Housing, the design will allow the caliper to be used in normal workshop conditions and is resistant to coolant, water, dust or oil
- Hold function for easy reading
- Inch/Metric conversion
- Auto power On/Off
- With Thumb Wheel
- Protection level IP67




Inch		Metric		Dimensions					
Code No.	Range	Accuracy	Range	Accuracy	L	a	b	c	d
305-06-2	0-6"	±.001"	0-150mm	±0.02mm	236mm	40mm	21mm	16.5mm	16mm
305-08-2	0-8"	±.0015"	0-200mm	±0.03mm	286mm	50mm	24mm	19.5mm	16mm
305-12-2	0-12"	±.0015"	0-300mm	±0.03mm	400mm	60mm	25mm	20.5mm	16mm



IP67 Big Screen Digital Calipers

305 Series



305-06-05

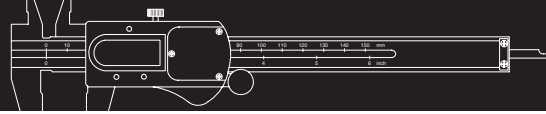


FEATURES

- Resolution: .0005" / 0.01mm
- Large screen: (53.5 x 15.5mm) LCD display area
- Auto power Off, extend battery life
- Inch/Metric conversion
- Memory function: Keep the reading even after the display is turned off
- Protection level IP67


With Thumb Wheel	Without Thumb Wheel	Inch		Metric	
Code No.	Code No.	Range	Accuracy	Range	Accuracy
305-06-5	305-06-6	0-6"	±.001"	0-150mm	±0.02mm
305-08-5	305-08-6	0-8"	±.0015"	0-200mm	±0.03mm
305-12-5	305-12-6	0-12"	±.0015"	0-300mm	±0.03mm



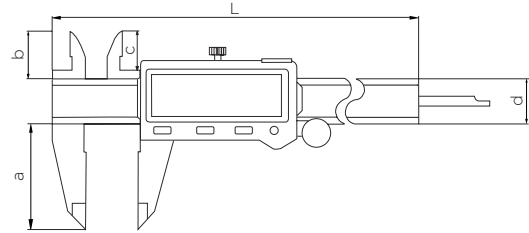


Big Screen Digital Calipers

306 Series



306-06-5



FEATURES

- Resolution: .0005" / 0.01mm
- Large screen: (53.5 x 15.5mm) LCD display area
- Auto power Off, extend battery life display is turned off
- Inch/Metric conversion
- Memory function: Keep the reading even after the

Incremental Type

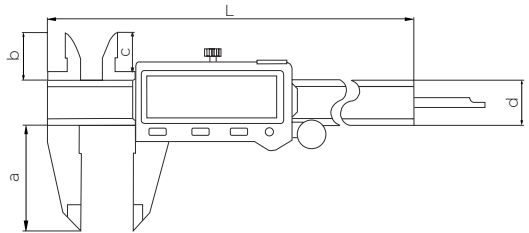
With Thumb Wheel		Without Thumb Wheel		Dimensions						
Code No.	Code No.	Range	Accuracy	Range	Accuracy	L	a	b	c	d
306-06-5	306-06-6	0-6"	±.001"	0-150mm	±0.02mm	236mm	40mm	21mm	16.5mm	16mm
306-08-5	306-08-6	0-8"	±.0015"	0-200mm	±0.03mm	286mm	50mm	24mm	19.5mm	16mm
306-12-5	306-12-6	0-12"	±.0015"	0-300mm	±0.03mm	400mm	60mm	25mm	20.5mm	16mm

Absolute Big Screen Digital Calipers

306 Series



306-06-3

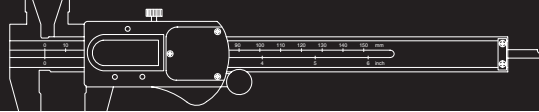


FEATURES

- Resolution: .0005" / 0.01mm
- Large screen: (53.5 x 15.5mm) LCD display area
- The caliper will be ready for measurements as soon as it is switched on with the LCD screen displaying the actual slider position. There is no need to set the zero position each time the caliper is used as the origin setting is retained even when the caliper is switched off
- Absolute system delivers reliable measurement
- Inch/Metric conversion
- A thumb wheel is provided for easy use
- Cable data output: 900-05-4/5
- Wireless data output:
 - Transmitting device: 901-00-4/6
 - Receiver device: 901-00-3
- Bluetooth data output: 901-01-2/4


Absolute Type

With Thumb Wheel		Without Thumb Wheel		Dimensions						
Code No.	Code No.	Range	Accuracy	Range	Accuracy	L	a	b	c	d
306-06-3	306-06-4	0-6"	±.001"	0-150mm	±0.02mm	236mm	40mm	21mm	16.5mm	16mm
306-08-3	306-08-4	0-8"	±.0015"	0-200mm	±0.03mm	286mm	50mm	24mm	19.5mm	16mm
306-12-3	306-12-4	0-12"	±.0015"	0-300mm	±0.03mm	400mm	60mm	25mm	20.5mm	16mm



Digital Calipers (Four Buttons)

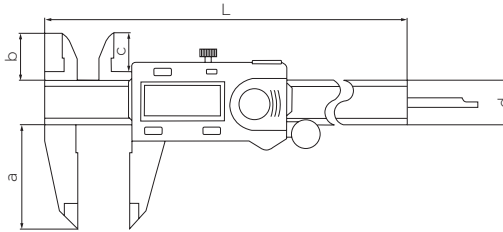
307 Series



307-06-5

FEATURES


- Resolution: .0005" / 0.01mm
- Extra large LCD readout
- The origin position is retained through the On/Off cycle
- Inch/Metric conversion



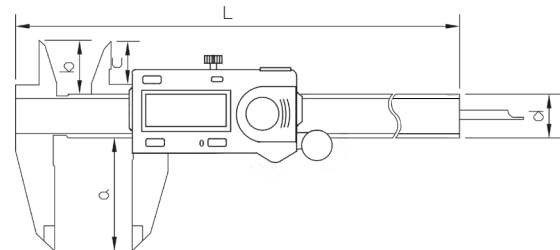
With Thumb Wheel	Without Thumb Wheel	Inch	Metric		Dimensions					
Code No.	Code No.	Range	Accuracy	Range	Accuracy	L	a	b	c	d
307-04-5	307-04-4	0-4"	±.001"	0-100mm	±0.02mm	186mm	40mm	21mm	16.5mm	16mm
307-06-5	307-06-4	0-6"	±.001"	0-150mm	±0.02mm	236mm	40mm	21mm	16.5mm	16mm
307-08-5	307-08-4	0-8"	±.0015"	0-200mm	±0.03mm	286mm	50mm	24mm	19.5mm	16mm
307-12-5	307-12-4	0-12"	±.0015"	0-300mm	±0.03mm	400mm	60mm	25mm	20.5mm	16mm

Absolute Digital Calipers

307 Series



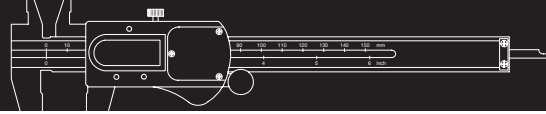
307-56-3



FEATURES

- Resolution: .0005" / 0.01mm
- The caliper will be ready for measurements as soon as it is switched on with the LCD screen displaying the actual slider position. There is no need to set the zero position each time the caliper is used as the origin setting is retained even when the caliper is switched off
- Absolute system delivers reliable measurement
- Inch/Metric conversion
- A thumb wheel is provided for easy use
- Cable data output: 900-05-4/5
- Wireless data output:
 - Transmitting device: 901-00-4/6
 - Receiver device: 901-00-3
- Bluetooth data output: 901-01-2/4

With Thumb Wheel	Without Thumb Wheel	Inch	Metric		Dimensions					
Code No.	Code No.	Range	Accuracy	Range	Accuracy	L	a	b	c	d
307-56-3	307-56-2	0-6"	±.001"	0-150mm	±0.02mm	236mm	40mm	21mm	16.5mm	16mm
307-58-3	307-58-2	0-8"	±.0015"	0-200mm	±0.03mm	286mm	50mm	24mm	19.5mm	16mm
307-62-3	307-62-2	0-12"	±.0015"	0-300mm	±0.03mm	400mm	60mm	25mm	20.5mm	16mm



Digital Calipers (Three Buttons)

307 Series

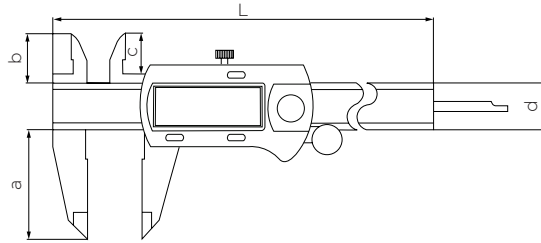


307-26-1



FEATURES


- Resolution: .0005" / 0.01mm
- Extra large LCD readout
- The origin position is retained through the On/Off cycle
- Inch/Metric conversion



With Thumb Wheel	Without Thumb Wheel	Inch		Metric		Dimensions				
Code No.	Code No.	Range	Accuracy	Range	Accuracy	L	a	b	c	d
307-26-1	307-26-0	0-6"	±.001"	0-150mm	±0.02mm	236mm	40mm	21mm	16.5mm	16mm
307-28-1	307-28-0	0-8"	±.0015"	0-200mm	±0.03mm	286mm	50mm	24mm	19.5mm	16mm
307-32-1	307-32-0	0-12"	±.0015"	0-300mm	±0.03mm	400mm	60mm	25mm	20.5mm	16mm

Digital Calipers with Carbide Tipped Measuring Faces

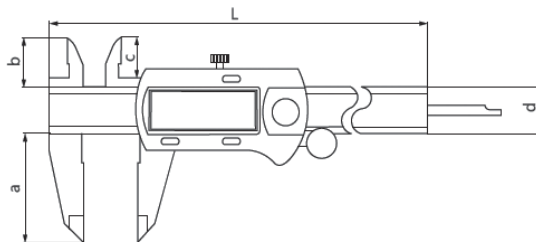
307 Series



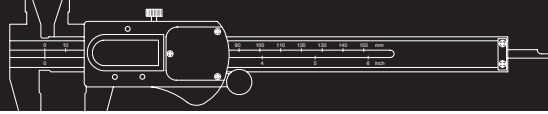
307-26-3

FEATURES

- Carbide tipped jaws for inside and outside measurement
- Resolution: .0005" / 0.01mm
- The origin position is retained through the On/Off cycle
- Inch/Metric conversion
- Made of hardened stainless steel

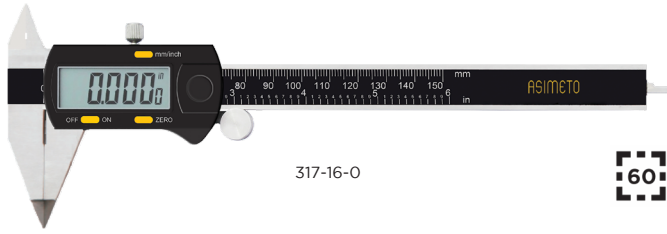


Inch		Metric		Dimensions					
Code No.	Range	Accuracy	Range	Accuracy	L	a	b	c	d
307-26-3	0-6"	±.001"	0-150mm	±0.02mm	236mm	40mm	21mm	16.5mm	16mm
307-28-3	0-8"	±.0015"	0-200mm	±0.03mm	286mm	50mm	24mm	19.5mm	16mm
307-32-3	0-12"	±.0015"	0-300mm	±0.03mm	400mm	60mm	26mm	21.5mm	16mm



Digital Calipers with Pointed Jaws

317 Series

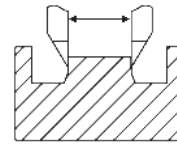
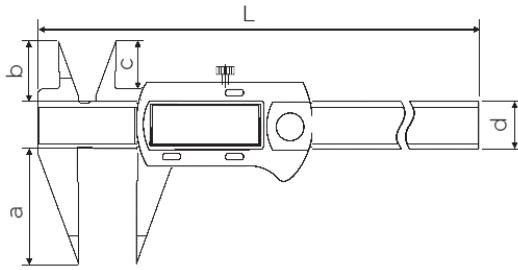


317-16-0



FEATURES

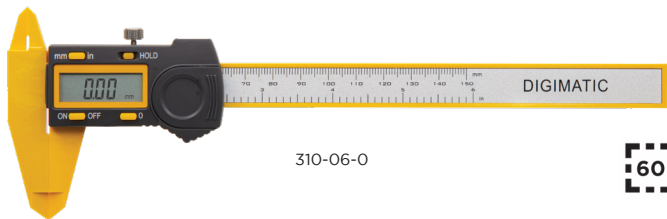
- Pointed jaws fit into small grooves and recesses
- Resolution: .0005" / 0.01 mm
- Buttons: On/Off, Zero, mm/inch
- Made of stainless steel



Code No.	Inch		Metric		Dimensions				
	Range	Accuracy	Range	Accuracy	L	a	b	c	d
317-16-0	0-6"	±.003"	0-150mm	±0.04mm	236mm	40mm	21mm	16.5mm	16mm
317-18-0	0-8"	±.003"	0-200mm	±0.04mm	286mm	50mm	24mm	19.5mm	16mm
317-22-0	0-12"	±.004"	0-300mm	±0.05mm	400mm	60mm	25mm	21.5mm	16mm

Carbon Fiber Digital Calipers

310 Series



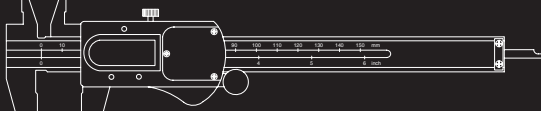
310-06-0



FEATURES

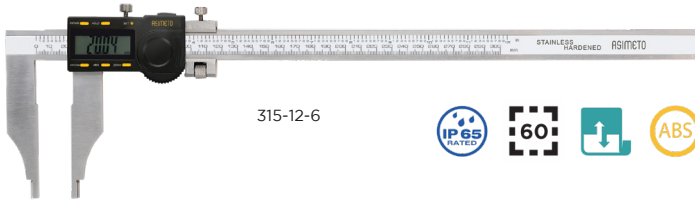
- Resolution: 0.01mm / .0005"
- Made of hard plastic, non-magnetic and non electric conductive
- Prevent workpieces from scratching by calipers

Code No.	Inch		Metric		Dimensions				
	Range	Accuracy	Range	Accuracy	L	a	b	c	d
310-06-0	0-6"	±.01"	0-150mm	±0.1mm	236mm	40mm	20mm	15.5mm	16mm



ABS Heavy Duty Digital Calipers

315 Series



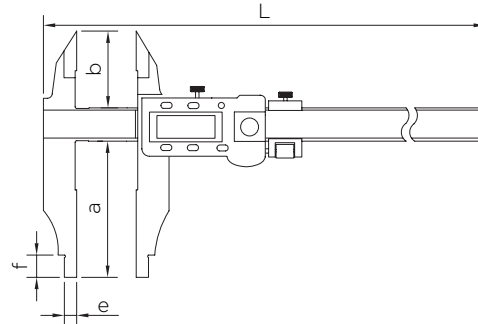
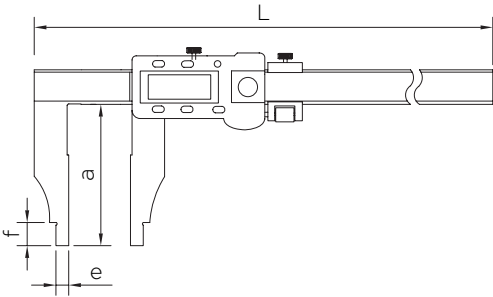
315-12-6



315-12-8

FEATURES

- Resolution: .0005" / 0.01mm
- Designed with fine adjustment to allow precise movement of the slider
- Internal measurement jaws are rounded to provide accurate measurement of internal diameters
- Minimum internal diameter measurement capability of 20mm
- Inch/Metric conversion
- Zero setting at any position
- Models are available with or without upper jaws
- Absolute delivery reliable measurement
- Cable data output: 900-05-4/5
Wireless data output:
Transmitting Device: 901-00-4/6
Receiver Device: 901-00-3
- Bluetooth data output: 901-01-2/4

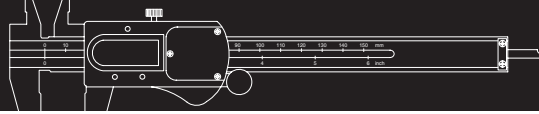


Without Upper Jaws

Inch			Metric			Dimensions						
Code No.	Range	Resolution	Accuracy	Range	Resolution	Accuracy	Jaw Length	L	a	d	e	f
315-12-6	0-12"	.0005"	.0005"	0-300mm	0.01mm	±0.04mm	90mm	470mm	90mm	20mm	5mm	18mm
315-20-6	0-20"	.0005"	.0005"	0-500mm	0.01mm	±0.05mm	150mm	680mm	150mm	24mm	10mm	18mm
315-24-6	0-24"	.0005"	.0005"	0-600mm	0.01mm	±0.05mm	100mm	730mm	100mm	24mm	10mm	18mm
315-32-6	0-32"	.0005"	.0005"	0-800mm	0.01mm	±0.07mm	150mm	1030mm	150mm	30mm	10mm	25mm
315-40-6	0-40"	.0005"	.0005"	0-1000mm	0.01mm	±0.07mm	150mm	1230mm	150mm	30mm	10mm	25mm


With Upper Jaws

Inch			Metric			Dimensions						
Code No.	Range	Resolution	Accuracy	Range	Resolution	Accuracy	Jaw Length	L	a	d	e	f
315-12-8	0-12"	.0005"	.0005"	0-300mm	0.01mm	±0.04mm	90mm	470mm	90mm	20mm	5mm	18mm
315-20-8	0-20"	.0005"	.0005"	0-500mm	0.01mm	±0.05mm	150mm	680mm	150mm	24mm	10mm	18mm
315-32-8	0-32"	.0005"	.0005"	0-800mm	0.01mm	±0.07mm	150mm	1030mm	150mm	30mm	10mm	25mm
315-40-8	0-40"	.0005"	.0005"	0-1000mm	0.01mm	±0.07mm	150mm	1230mm	150mm	30mm	10mm	25mm



IP65 Carbon Fiber Digital Calipers

316 Series

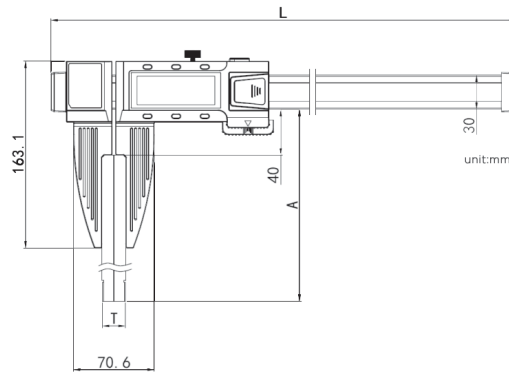


316-24-1

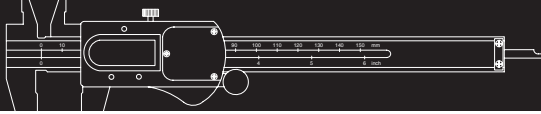


FEATURES

- Resolution: 0.01mm
- Protection level IP65, ensure the caliper can work reliably in hard environment
- SPC data output
- Built in wireless transmission
- Round measuring faces
- SET function
- Main frame is made of carbon fiber



Code No.	Inch			Metric			Dimensions		
	Range	Resolution	Accuracy	Range	Resolution	Accuracy	Jaw Length (A)	T	L
316-24-1	0-24"	.0005"	±.002"	0-600mm	0.01mm	0.05mm	150mm	20mm(.8")	826mm
316-24-2	0-24"	.0005"	±.003"	0-600mm	0.01mm	0.07mm	200mm	20mm(.8")	1226mm
316-24-3	0-24"	.0005"	±.004"	0-600mm	0.01mm	0.10mm	300mm	20mm(.8")	1226mm
316-40-1	0-40"	.0005"	±.0025"	0-1000mm	0.01mm	0.06mm	150mm	20mm(.8")	1226mm
316-40-2	0-40"	.0005"	±.004"	0-1000mm	0.01mm	0.10mm	200mm	20mm(.8")	1226mm
316-40-3	0-40"	.0005"	±.0055"	0-1000mm	0.01mm	0.13mm	300mm	20mm(.8")	1736mm
316-40-4	0-40"	.0005"	±.008"	0-1000mm	0.01mm	0.20mm	500mm	20mm(.8")	1736mm
316-60-2	0-60"	.0005"	±.0055"	0-1500mm	0.01mm	0.13mm	200mm	20mm(.8")	1736mm
316-60-3	0-60"	.0005"	±.007"	0-1500mm	0.01mm	0.17mm	300mm	20mm(.8")	2246mm
316-60-4	0-60"	.0005"	±.012"	0-1500mm	0.01mm	0.30mm	500mm	20mm(.8")	2246mm
316-80-2	0-80"	.0005"	±.007"	0-2000mm	0.01mm	0.17mm	200mm	20mm(.8")	2246mm
316-80-3	0-80"	.0005"	±.008"	0-2000mm	0.01mm	0.20mm	300mm	20mm(.8")	2246mm
316-80-4	0-80"	.0005"	±.014"	0-2000mm	0.01mm	0.35mm	500mm	20mm(.8")	2246mm

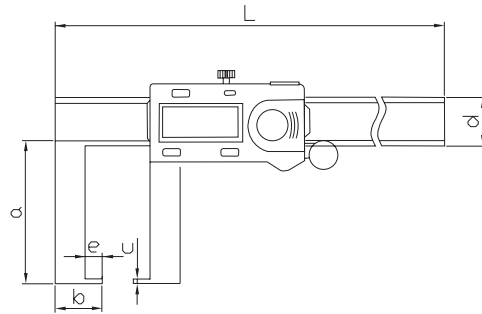


ABS Digital Calipers for Outside Grooves

309 Series



309-06-3



FEATURES

- Resolution: .0005" / 0.01mm
- Inch/Metric conversion
- Zero-setting at any position for incremental measurement
- ABS system delivery reliable measurement
- Preset function
- Automatic off to maximize battery life
- Cable data output: 900-05-4/5
- Wireless data output: Receiver Device: 901-00-4/6
Transmitting Device: 901-00-3
- Bluetooth data output: 901-01-2/4

Outside Grooves

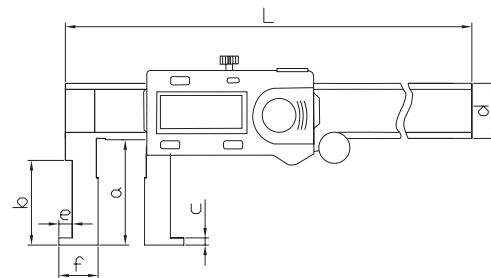
Code No.	Inch		Metric		Accuracy	Dimensions					
	Range	Resolution	Range	Resolution		L	a	b	c	d	e
309-06-3	0-6"	.0005"	0-150mm	0.01mm	±0.03mm	250mm	40mm	15mm	1mm	16mm	5mm
309-08-3	0-8"	.0005"	0-200mm	0.01mm	±0.04mm	300mm	50mm	19mm	1mm	16mm	7mm
309-12-3	0-12"	.0005"	0-300mm	0.01mm	±0.04mm	405mm	60mm	21mm	2mm	16mm	10mm

ABS Digital Calipers for Inside Grooves

309 Series



309-06-4

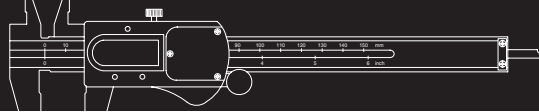


FEATURES

- Resolution: .0005" / 0.01mm
- Inch/Metric conversion
- Zero-setting at any position for incremental measurement
- ABS system delivery reliable measurement
- Preset function
- Automatic off to maximize battery life
- Cable data output: 900-05-4/5
- Wireless data output: Receiver Device: 901-00-4/6
Transmitting Device: 901-00-3
- Bluetooth data output: 901-01-2/4


Inside Grooves

Code No.	Inch		Metric		Accuracy	Dimensions						
	Range	Resolution	Range	Resolution		L	a	b	c	d	e	f
309-06-4	0-6"	.0005"	0-150mm	0.01mm	±0.03mm	235mm	36mm	29mm	1mm	16mm	4mm	10mm
309-08-4	0-8"	.0005"	0-200mm	0.01mm	±0.04mm	287mm	46mm	40mm	1.5mm	16mm	5mm	12.5mm
309-12-4	0-12"	.0005"	0-300mm	0.01mm	±0.04mm	390mm	56mm	48mm	1.5mm	16mm	5mm	15mm



Center Distance Digital Calipers

314 Series

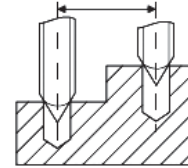
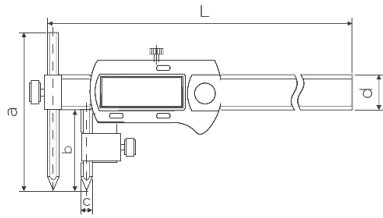


314-06-0



FEATURES

- Resolution: .0005" / 0.01mm
- Used for measuring hole C-to-C and E-to-C distances
- Zero-setting at any position, convenient for relative and absolute measure conversion a mm/inch conversion at any position



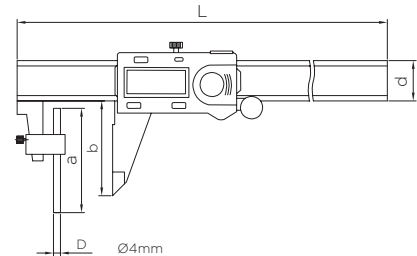
Inch		Metric		Dimensions					
Code No.	Range	Accuracy	Range	Accuracy	L	a	b	c	d
314-06-0	.4-6"	.002"	10-150mm	±0.05mm	246mm	100mm	60mm	10mm	16mm
314-08-0	.4-8"	.003"	10-200mm	±0.07mm	295mm	100mm	60mm	10mm	16mm
314-12-0	.4-12"	.004"	10-300mm	±0.09mm	395mm	100mm	60mm	10mm	16mm
314-20-0	.4-20"	.004"	10-500mm	±0.09mm	710mm	100mm	45mm	10mm	24mm
314-40-0	.8-40"	.005"	20-1000mm	±0.13mm	1240mm	125mm	55mm	20mm	31mm

ABS Digital Tube Calipers

316 Series



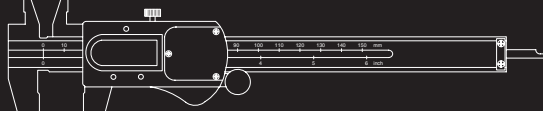
316-06-2



FEATURES




- Resolution: .0005" / 0.01mm
- The design incorporates a cylindrical stationary jaw on the beam with a normal jaw on the slider and is used for the measurement of tubular wall thicknesses
- Inch/Metric conversion
- Zero-setting at any position
- ABS system delivery reliable measurement
- Cable data output: 900-05-4/5
- Wireless data output:
 - Transmitting Device: 901-00-4/6
 - Receiver Device: 901-00-3
 - Bluetooth data output: 901-01-2/4

Inch		Metric		Dimensions					
Code No.	Range	Accuracy	Range	Accuracy	L	a	b	c	d
316-06-2	0-6"	±.001"	0-150mm	±0.03mm	250mm	40mm	30mm	16mm	16mm
316-08-2	0-8"	±.0015"	0-200mm	±0.03mm	300mm	50mm	40mm	16mm	16mm
316-12-2	0-12"	±.0015"	0-300mm	±0.04mm	400mm	66mm	50mm	16mm	16mm



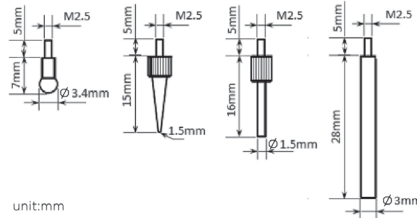
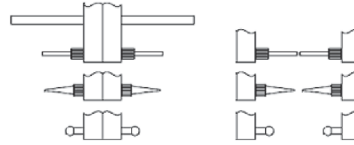
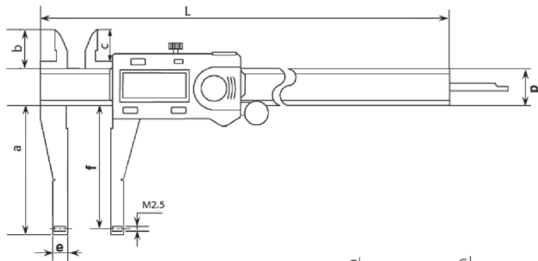
Multi-function Digital Calipers

318 Series



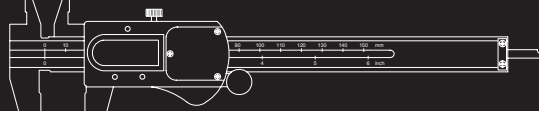
FEATURES

- Resolution: .0005" / 0.01mm
- ABS system delivery reliable measurement
- With preset value function, the initial value can be set arbitrarily
- Zero-setting at any position for
- incremental measurement
- Inch/Metric conversion
- With three shape probes
- Cable data output: 900-05-4/5
- Wireless data output:
 - Transmitting Device: 901-00-4 / 6
 - Receiver Device: 901-00-3
 - Bluetooth data output: 901-01-2/4



unit:mm

With Thumb Wheel	Without Thumb Wheel	Inch		Metric		Dimensions						
Code No.	Code No.	Range	Accuracy	Range	Accuracy	L	a	b	c	d	e	f
318-06-3	318-06-2	0-6"	±.001"	0-150mm	±0.03mm	235mm	67.2mm	22.55mm	18mm	16mm	7.5mm	64.2mm
318-08-3	318-08-2	0-8"	±.0015"	0-200mm	±0.03mm	287mm	67.2mm	22.55mm	18mm	16mm	7.5mm	64.2mm
318-12-3	318-12-2	0-12"	±.002"	0-300mm	±0.04mm	390mm	67.2mm	22.55mm	18mm	16mm	7.5mm	64.2mm



Universal Digital Calipers with Exchangeable Measuring Points

317 Series

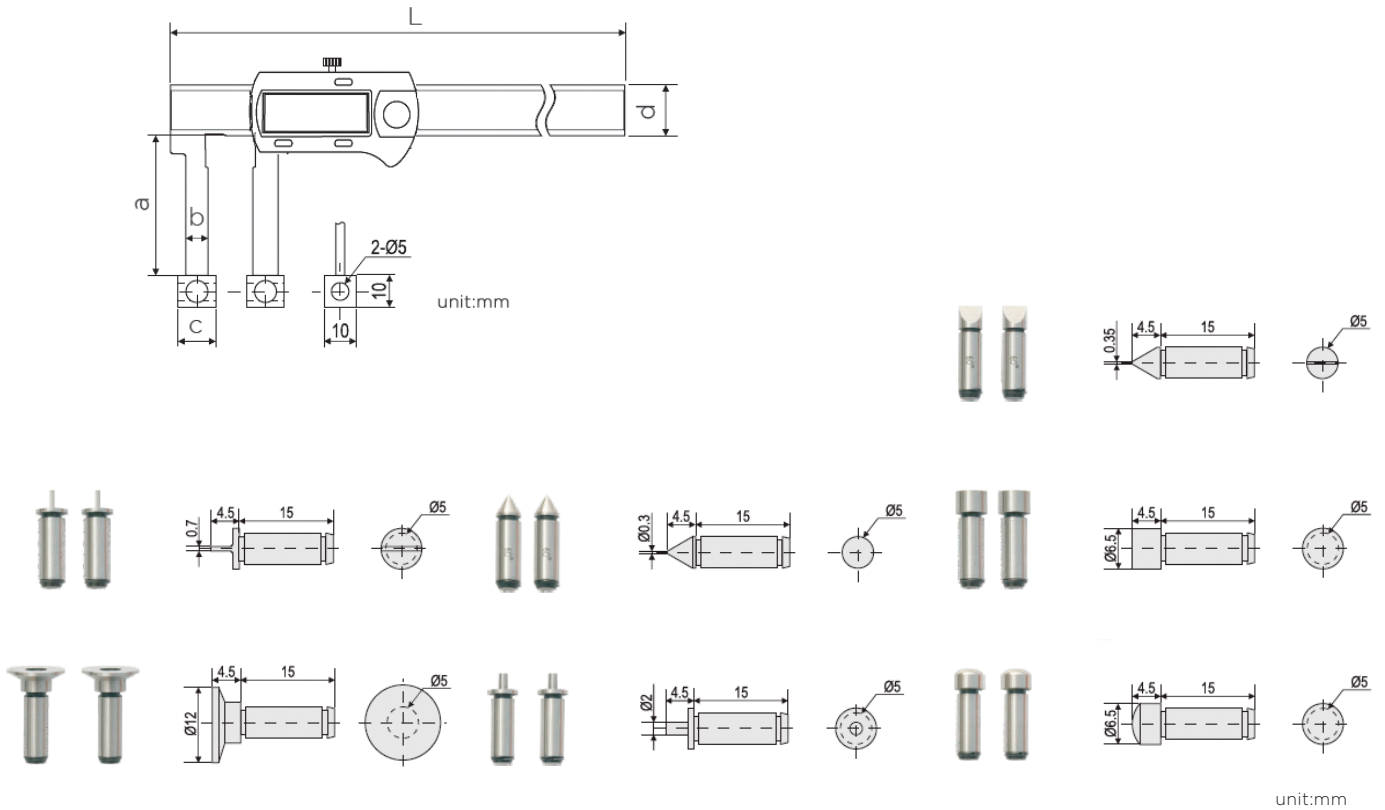


317-06-3

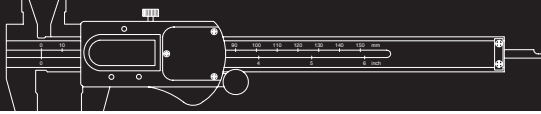


FEATURES

- Resolution: .0005" / 0.01mm
- Various exchangeable measuring tips for option
- Used for ID, OD and Thickness measurements
- Zero-setting at any position, convenient for relative and absolute measure conversion
- mm/inch conversion at any position



Inch		Metric		Dimensions					
Code No.	Range	Accuracy	Range	Accuracy	L	a	b	c	d
317-06-3	0-6"	±.003"	0-150mm	±0.04mm	250mm	45mm	7mm	12.0mm	16mm
317-08-3	0-8"	±.003"	0-200mm	±0.04mm	310mm	85mm	10mm	12.0mm	16mm
317-12-3	0-12"	±.004"	0-300mm	±0.05mm	410mm	100mm	15mm	12.0mm	16mm

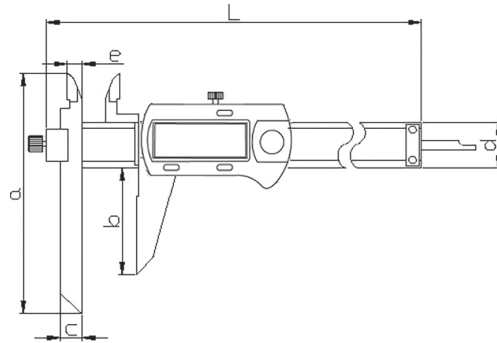


Digital Calipers With Adjustable Measuring Jaw

317 Series



317-06-2




FEATURES

- Resolution: .0005" / 0.01mm
- The stationary jaw on the beam is designed with vertical movement for the purpose of measuring various steps of different heights
- Inch/Metric conversion
- Zero-setting at any position

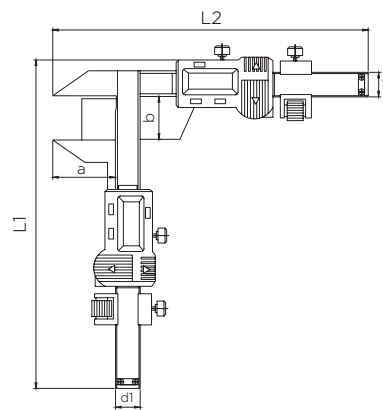
Inch		Metric		Dimensions						
Code No.	Range	Accuracy	Range	Accuracy	L	a	b	c	d	e
317-06-2	0-6"	±0.0015"	0-150mm	±0.03mm	239mm	110mm	40mm	10mm	16mm	7mm
317-08-2	0-8"	±0.0015"	0-200mm	±0.03mm	289mm	120mm	50mm	10mm	16mm	7mm
317-12-2	0-12"	±0.002"	0-300mm	±0.04mm	389mm	130mm	60mm	10mm	16mm	7mm

Digital Gear Tooth Calipers

328/330 Series



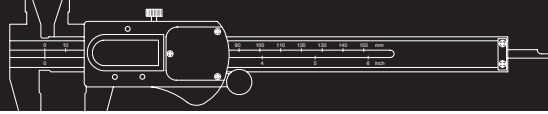
328-06-0



FEATURES


- Resolution: .0005" / 0.01mm
- Measures the chordal gear tooth thickness at the chordal addendum (pitch circle)
- Inch/Metric conversion
- Zero-setting at any position

Inch		Metric		Dimensions					
Code No.	Range	Range	Accuracy	L1	L2	a	b	d1	d2
328-06-0	M.04-1"	M1-25	±0.03mm	156mm	156.5mm	30.5mm	21mm	13mm	13mm
328-06-2	M.2-2"	M5-50	±0.03mm	210mm	185.5mm	50.5mm	50.5mm	13mm	13mm



Gear Tooth Calipers

328/330 Series



330-51-0

FEATURES

- Graduation: .001" / 0.02mm
- Measures the chordal gear tooth thickness at the chordal addendum (pitch circle)

	Inch	Metric	Dimensions						
Code No.	Range	Range	Accuracy	L1	L2	a	b	d1	d2
330-51-0	M.04-1"	M1-25	±0.03mm	156mm	156.5mm	30.5mm	21mm	13mm	13mm
330-52-0	M.2-2"	M5-50	±0.03mm	210mm	185.5mm	50.5mm	50.5mm	13mm	13mm

Digital Gauges With Single Wide Measuring Face

325 Series



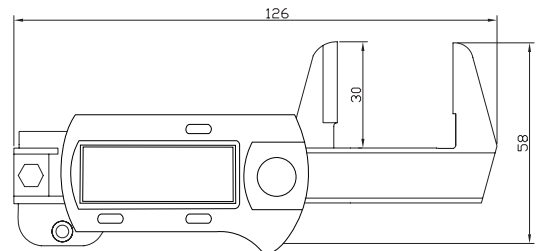
325-36-2

FEATURES

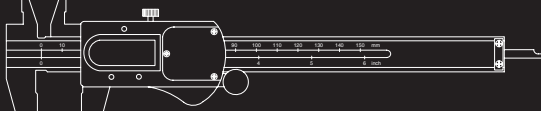
- Resolution: .0005" / 0.01mm
- Easy operation and normally used for the measurement of small work pieces
- Inch/Metric conversion
- Zero-setting at any position



	Inch	Metric		
Code No.	Range	Accuracy	Range	Accuracy
325-36-2	0-1.2	±.0015"	0-30mm	±0.03mm



unit:mm



Digital Chamfering Calipers

325 Series



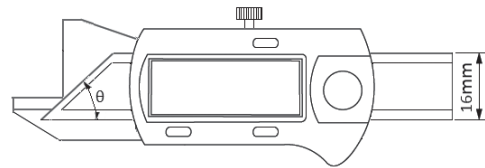
325-60-0



FEATURES

- Resolution: .0005" / 0.01mm
- Inch/Metric conversion
- Made of hardened stainless steel

Code No.	Inch		Metric		Chamfer °
	Range	Accuracy	Range	Accuracy	
325-60-0	0-.3"	±.0015"	0-8mm	±0.03mm	30°
325-61-0	0-.3"	±.0015"	0-8mm	±0.03mm	45°
325-62-0	0-.3"	±.0015"	0-8mm	±0.03mm	60°



Digital Welding Fillet Gauges

325 Series



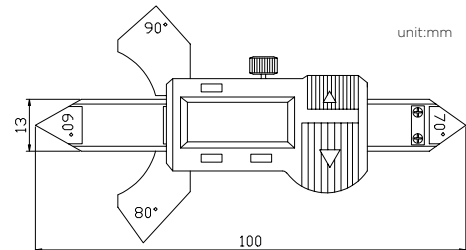
325-05-6

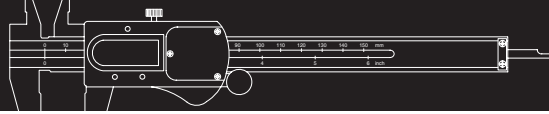


FEATURES

- Resolution: .0005" / 0.01mm
- Measures the thickness of a weld along the intersecting vector of two right angle welded objects
- Inch/Metric conversion


Code No.	Inch		Metric	
	Range	Accuracy	Range	Accuracy
325-05-6	0-.5"	±.0015"	0-12.5mm	±0.03mm
325-08-6	0-.8"	±.0015"	0-20mm	±0.03mm





Welding Fillet Gauges

325 Series



325-58-6

FEATURES

- Graduation: 0.1mm
- Measures the thickness of a weld along the intersecting vector of two right angle welded objects

Code No.	Range	Accuracy
325-58-6	0-20mm	±0.3mm

Mini-type 3-purpose Digital Calipers

305 Series

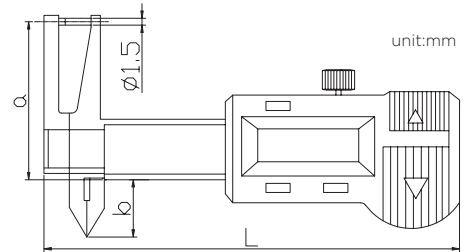


305-40-0

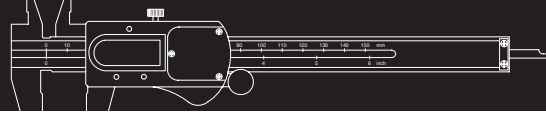


FEATURES

- Resolution: .0005" / 0.01mm
- For measuring the dimensions of small workpieces
- Inch/Metric conversion
- Zero-setting at any position



Code No.	Inch			Metric			Dimensions		
	Range	Resolution	Accuracy	Range	Resolution	Accuracy	L	a	b
305-40-0	0-.6"	.0005"	±.0015"	0-12mm	0.01mm	±0.03mm	77mm	33.2mm	12.5mm
305-42-0	0-1"	.0005"	±.0015"	0-25mm	0.01mm	±0.03mm	87mm	33.2mm	12.5mm



Special Jaws Digital Calipers

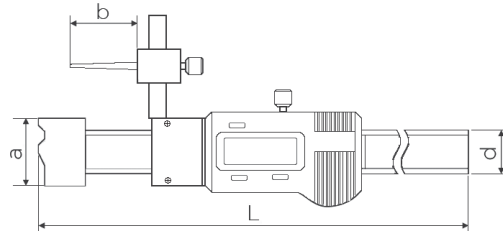
080 Series



60

FEATURES

- Resolution: .0005" / 0.01mm
- Inch/Metric conversion
- Made of hardened stainless steel



Code No.	Inch		Metric		Dimensions			
	Range	Accuracy	Range	Accuracy	L	a	b	d
080-02-0	-.4-1.2"	±.001"	-10-30mm	±0.02mm	132mm	20mm	21mm	13mm

Hook Type Digital Calipers

325 Series

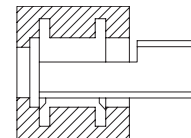
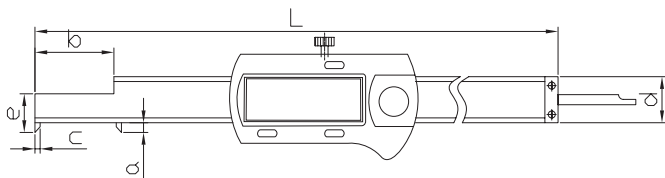


325-05-2

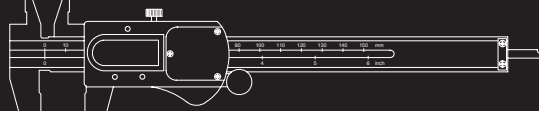
60

FEATURES

- Resolution: .0005" / 0.01mm
- For measuring the dimensions of small workpieces
- Inch/Metric conversion
- Zero-setting at any position



Code No.	Inch			Metric			Dimensions					
	Range	Resolution	Accuracy	Range	Resolution	Accuracy	L	a	b	c	d	e
325-05-2	.12-5"	.0005"	±.001"	3-125mm	0.01mm	±0.03mm	235mm	4mm	24mm	3mm	12.5mm	12mm
325-06-2	.12-6"	.0005"	±.001"	3-150mm	0.01mm	±0.03mm	260mm	4mm	24mm	3mm	12.5mm	12mm
325-08-2	.12-8"	.0005"	±.001"	3-200mm	0.01mm	±0.03mm	310mm	4mm	24mm	3mm	12.5mm	12mm
325-12-2	.16-12"	.0005"	±.0015"	4-300mm	0.01mm	±0.04mm	466mm	5mm	86mm	4mm	15mm	14mm

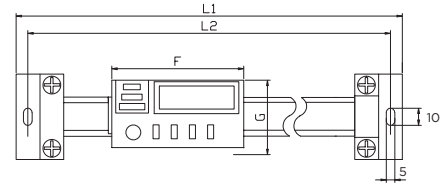


Digital Scales

326 Series



326-06-9



unit:mm



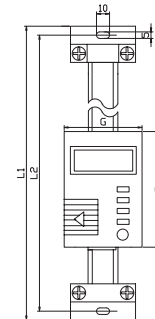
FEATURES

- Resolution: .0005" / 0.01mm
- Inch/Metric conversion
- The displayed readings are available in either absolute (measurement to the zero position) or to an incremental (temporary) zero set
- position at any position along the scale. Either measurement mode can be selected by pressing the ZERO/ABS button
- Units are supplied with the necessary mounting brackets required for most popular installations
- Cable data output: 900-05-4/5
- Wireless data output: Receiver Device: 901-00-4/6 Transmitting Device: 901-00-3
- Bluetooth data output: 901-01-2/4

Horizontal	Inch	Metric	Dimensions
Code No.	Range	Accuracy	Range Accuracy F G L1 L2
326-04-9	4"	±.001"	100mm ±0.02mm 75mm 40mm 236mm 227mm
326-06-9	6"	±.0015"	150mm ±0.02mm 75mm 40mm 286mm 277mm
326-08-9	8"	±.0015"	200mm ±0.03mm 75mm 40mm 326mm 317mm
326-12-9	12"	±.0015"	300mm ±0.04mm 75mm 40mm 426mm 417mm
326-20-9	20"	±.003"	500mm ±0.05mm 75mm 40mm 646mm 637mm
326-24-9	24"	±.003"	600mm ±0.06mm 75mm 40mm 746mm 737mm
326-32-9	32"	±.004"	800mm ±0.06mm 75mm 40mm 946mm 937mm
326-40-9	40"	±.004"	1000mm ±0.07mm 75mm 40mm 1146mm 1137mm

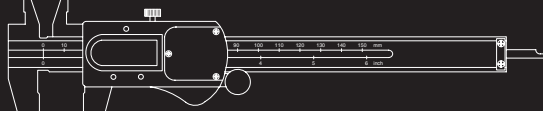


326-06-8




unit:mm


Vertical	Inch	Metric	Dimensions
Code No.	Range	Accuracy	Range Accuracy F G L1 L2
326-04-8	4"	±.001"	100mm ±0.02mm 75mm 40mm 236mm 227mm
326-06-8	6"	±.0015"	150mm ±0.02mm 75mm 40mm 286mm 277mm
326-08-8	8"	±.0015"	200mm ±0.03mm 75mm 40mm 326mm 317mm
326-12-8	12"	±.0015"	300mm ±0.04mm 75mm 40mm 426mm 417mm
326-20-8	20"	±.003"	500mm ±0.05mm 75mm 40mm 646mm 637mm
326-24-8	24"	±.003"	600mm ±0.06mm 75mm 40mm 746mm 737mm
326-32-8	32"	±.004"	800mm ±0.06mm 75mm 40mm 946mm 937mm
326-40-8	40"	±.004"	1000mm ±0.07mm 75mm 40mm 1146mm 1137mm



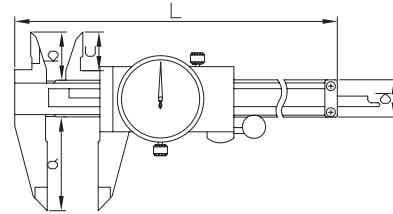
Dial Calipers 303/304 Series



303-06-1



304-06-6



FEATURES

- Graduation:
 - Inch: .001"
 - Metric: 0.01mm or 0.02mm
- Stainless steel construction with all measuring surfaces surface-hardened
- Preloaded dual pinions eliminate backlash and provide better repeatability
- Thumb wheel included
- Aluminum models
 - Sturdy Aluminum ergonomic diecast housing can be used without damage in the harshest of manufacturing environments, including situations with hot steel chips
 - The dual pinion mechanism offers extra smooth operation

Standard Models

Graduation: .001"	Inch	Dimensions					
Code No.	Range	Accuracy	L	a	b	c	d
303-06-1	0-6"	±.001"	234mm	40mm	21mm	16mm	16mm
303-08-1	0-8"	±.0015"	290mm	50mm	23.5mm	16mm	16mm
303-12-1	0-12"	±.0015"	393mm	64mm	24.5mm	20mm	17mm

Standard Models

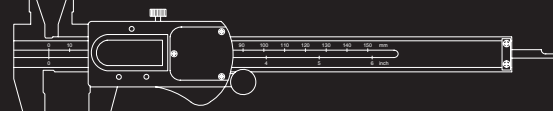
Graduation: 0.01mm	Graduation: 0.02mm	Metric	Dimensions					
Code No.	Code No.	Range	Accuracy	L	a	b	c	d
P303-06-0	303-06-2	0-150mm	±0.02mm	234mm	40mm	21mm	16mm	16mm
P303-08-0	303-08-2	0-200mm	±0.03mm	290mm	50mm	23.5mm	16mm	16mm
P303-12-0	303-12-2	0-300mm	±0.04mm	393mm	64mm	24.5mm	20mm	17mm

Aluminum Dial Housing Models

Graduation: .001"	Inch	Dimensions					
Code No.	Range	Accuracy	L	a	b	c	d
304-06-5	0-6"	±.001"	234mm	40mm	21mm	16mm	16mm
304-08-5	0-8"	±.0015"	290mm	50mm	23.5mm	16mm	16mm
304-12-5	0-12"	±.0015"	393mm	64mm	24.5mm	20mm	17mm

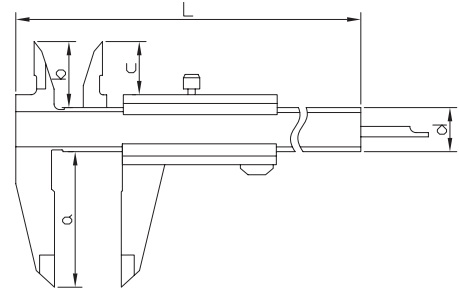

Aluminum Dial Housing Models

Graduation: 0.02mm	Metric	Dimensions					
Code No.	Range	Accuracy	L	a	b	c	d
304-06-6	0-150mm	±0.02mm	234mm	40mm	21mm	16mm	16mm
304-08-6	0-200mm	±0.03mm	290mm	50mm	23.5mm	16mm	16mm
304-12-6	0-300mm	±0.04mm	393mm	64mm	24.5mm	20mm	17mm



Vernier Calipers - Plain

341/343 Series



FEATURES

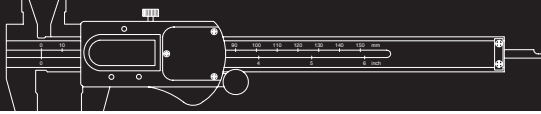
- Graduation:
Inch: .001"
Metric: 0.02mm or 0.05mm
- Various models available with an assortment of dual scales
- Measuring surfaces allow for the measurement of external diameters, internal diameters, depths and steps
- The upper and lower scales on the slider are angled to reduce parallax error
- Stainless steel with surface hardened measuring faces
- Models are available with the slider operation in either plain, thumb clamp, fine adjustment

Mono Block Models

Code No.	Range		Graduation		Accuracy	Note	Dimensions				
	Lower	Upper	Lower	Upper			L	a	b	c	d
341-06-1	0-6"	0-6"	.001"	1/128"	±.001"	upper lock	235mm	40mm	21mm	16.5mm	16mm
341-08-1	0-8"	0-8"	.001"	1/128"	±.001"	upper lock	297mm	50mm	23.5mm	19mm	16mm
341-06-0	0-150mm	0-6"	0.05mm	1/128"	±0.05mm	upper lock	235mm	40mm	21mm	16.5mm	16mm
341-66-0	0-150mm	0-6"	0.05mm	1/128"	±0.05mm	lower locking screw	235mm	40mm	21mm	16.5mm	16mm
341-08-0	0-200mm	0-8"	0.05mm	1/128"	±0.05mm	upper lock	297mm	50mm	23.5mm	19mm	16mm
341-12-0	0-300mm	0-12"	0.05mm	1/128"	±0.05mm	upper lock	410mm	64mm	27mm	22mm	18mm
341-04-4	0-100mm	0-4"	0.02mm	.001"	±0.02mm	upper lock	175mm	25mm	19mm	13.5mm	16mm
341-06-4	0-150mm	0-6"	0.02mm	.001"	±0.03mm	upper lock	235mm	40mm	21mm	16.5mm	16mm
341-08-4	0-200mm	0-8"	0.02mm	.001"	±0.03mm	upper lock	297mm	50mm	23.5mm	19mm	16mm
341-12-4	0-300mm	0-12"	0.02mm	.001"	±0.04mm	upper lock	410mm	64mm	27mm	22mm	18mm


Open Block Models

Code No.	Range		Graduation		Accuracy	Note	Dimensions				
	Lower	Lower	Lower	Accuracy			L	a	b	c	d
343-04-4	0-100mm	0.02mm	±0.02mm	upper lock	175mm	25mm	19mm	13.5mm	16mm		
343-06-4	0-150mm	0.02mm	±0.03mm	upper lock	235mm	40mm	21mm	16.5mm	16mm		
343-08-4	0-200mm	0.02mm	±0.03mm	upper lock	297mm	50mm	23.5mm	19mm	16mm		
343-12-4	0-300mm	0.02mm	±0.04mm	upper lock	410mm	64mm	27mm	22mm	18mm		

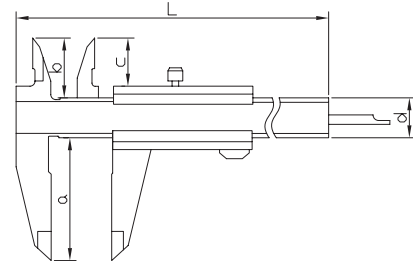


Vernier Calipers - Fine Adjustment

363 Series



363-07-1




Inch							Dimensions				
Code No.	Lower Range	Upper Range	Lower Graduation	Upper Graduation	Accuracy	Note	L	a	b	c	d
363-05-1	0-5"	0-5"	.001"	1/128"	±.001"	upper lock	228mm	40mm	21mm	16.5mm	16mm
363-07-1	0-7"	0-7"	.001"	1/128"	±.0015"	upper lock	290mm	50mm	23.5mm	19mm	17mm
363-11-1	0-11"	0-11"	.001"	1/128"	±.0015"	upper lock	410mm	64mm	27.5mm	22mm	20mm

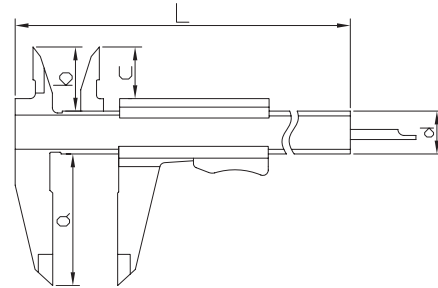
Metric							Dimensions				
Code No.	Lower Range	Upper Range	Lower Graduation	Upper Graduation	Accuracy	Note	L	a	b	c	d
363-05-6	0-130mm	0-5"	0.02mm	0.001"	±0.03mm	upper lock	228mm	40mm	21mm	16.5mm	16mm
363-07-6	0-180mm	0-7"	0.02mm	0.001"	±0.03mm	upper lock	290mm	50mm	23.5mm	19mm	17mm
363-11-6	0-280mm	0-11"	0.02mm	0.001"	±0.04mm	upper lock	410mm	64mm	27.5mm	22mm	20mm

Vernier Calipers - Thumb Clamp

351 Series

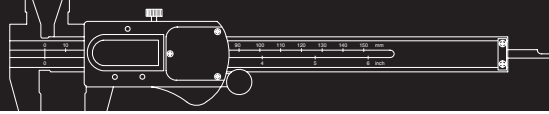


351-06-4




Mono Block Models

							Dimensions				
Code No.	Lower Range	Upper Range	Lower Graduation	Upper Graduation	Accuracy		L	a	b	c	d
351-06-1	0-6"	0-6"	.001"	1/128"	±.001"		228mm	40mm	21mm	16.5mm	16mm
351-08-1	0-8"	0-8"	.001"	1/128"	±.0015"		290mm	50mm	23.5mm	19mm	17mm
351-06-0	0-150mm	0-6"	0.05mm	1/128"	±0.05mm		228mm	40mm	21mm	16.5mm	16mm
351-08-0	0-200mm	0-8"	0.05mm	1/128"	±0.05mm		290mm	50mm	23.5mm	19mm	17mm
351-06-4	0-150mm	0-6"	0.02mm	0.001"	±0.03mm		228mm	40mm	21mm	16.5mm	16mm
351-08-4	0-200mm	0-8"	0.02mm	0.001"	±0.03mm		290mm	50mm	23.5mm	19mm	17mm

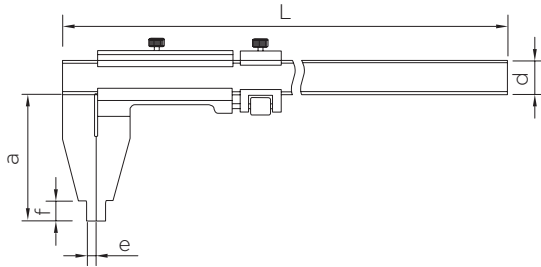


Long Jaw Vernier Calipers (Mono Block)

311 Series



311-20-4

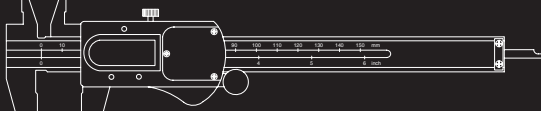


FEATURES

- Graduation:
Inch: .001"
Metric: 0.02mm or 0.05mm
- Stainless steel
- Models available with an assortment of Metric/Inch scale configurations
- Designed with fine adjustment to allow precise movement of the slider
- Internal measurement jaws are rounded to provide accurate measurement of internal diameters

Mono Block Models

Dimensions										
Code No.	Lower Range	Upper Range	Lower Graduation	Upper Graduation	Accuracy	L	a	d	e	f
311-12-3	0-12"	0-300mm	.001"	0.02mm	±.0015"	450mm	90mm	20mm	5mm	12mm
311-20-3	0-20"	0-500mm	.001"	0.02mm	±.0020"	735mm	200mm	31mm	10mm	24mm
311-30-3	0-30"	0-750mm	.001"	0.02mm	±.0020"	985mm	200mm	31mm	10mm	24mm
311-40-3	0-40"	0-1000mm	.001"	0.02mm	±.0030"	1235mm	200mm	31mm	10mm	24mm
311-12-4	0-300mm	0-12"	0.02mm	.001"	±0.04mm	450mm	90mm	20mm	5mm	12mm
311-20-4	0-500mm	0-20"	0.02mm	.001"	±0.05mm	735mm	200mm	31mm	10mm	24mm
311-30-4	0-750mm	0-30"	0.02mm	.001"	±0.07mm	985mm	200mm	31mm	10mm	24mm
311-40-4	0-1000mm	0-40"	0.02mm	.001"	±0.07mm	1235mm	200mm	31mm	10mm	24mm
311-12-6	0-300mm	0-12"	0.05mm	1/128"	±0.05mm	450mm	90mm	20mm	5mm	12mm
311-20-6	0-500mm	0-20"	0.05mm	1/128"	±0.08mm	735mm	200mm	31mm	10mm	24mm
311-30-6	0-750mm	0-30"	0.05mm	1/128"	±0.10mm	985mm	200mm	31mm	10mm	24mm
311-40-6	0-1000mm	0-40"	0.05mm	1/128"	±0.10mm	1235mm	200mm	31mm	10mm	24mm

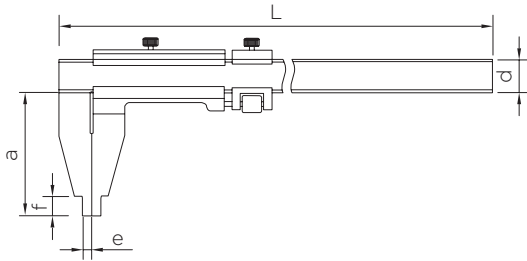


Long Jaw Vernier Calipers (Open Block)

313 Series



313-20-4

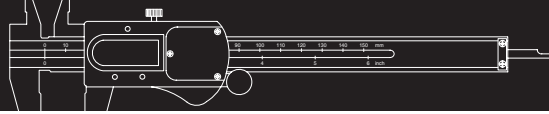


FEATURES

- Graduation:
Inch: .001"
Metric: 0.02mm
- Stainless steel
- Models available with an assortment of Metric/Inch scale configurations
- Designed with fine adjustment to allow precise movement of the slider
- Internal measurement jaws are rounded to provide accurate measurement of internal diameters


Open Block Models

Dimensions										
Code No.	Lower Range	Upper Range	Lower Graduation	Upper Graduation	Accuracy	L	a	d	e	f
313-12-3	0-12"	0-300mm	.001"	0.02mm	±0.0015"	450mm	90mm	20mm	5mm	12mm
313-20-3	0-20"	0-500mm	.001"	0.02mm	±0.0020"	735mm	200mm	30mm	10mm	23mm
313-30-3	0-30"	0-750mm	.001"	0.02mm	±0.0020"	985mm	200mm	32mm	10mm	25mm
313-40-3	0-40"	0-1000mm	.001"	0.02mm	±0.0030"	1235mm	200mm	32mm	10mm	25mm
313-12-4	0-300mm	0-12"	0.02mm	.001"	±0.04mm	450mm	90mm	20mm	5mm	12mm
313-20-4	0-500mm	0-20"	0.02mm	.001"	±0.05mm	735mm	200mm	30mm	10mm	23mm
313-30-4	0-750mm	0-30"	0.02mm	.001"	±0.07mm	985mm	200mm	32mm	10mm	25mm
313-40-4	0-1000mm	0-40"	0.02mm	.001"	±0.07mm	1235mm	200mm	32mm	10mm	25mm



Heavy Duty Vernier Calipers with Upper Knife-Edge (Mono Block)

302 Series

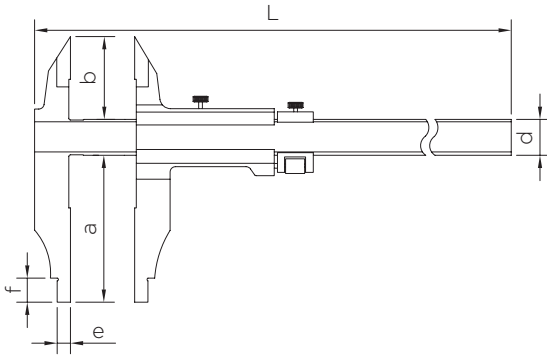


302-12-2

FEATURES

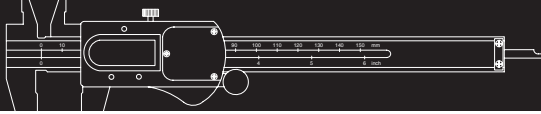
- Graduation:
Inch: .001"
Metric: 0.02mm or 0.05mm
- Stainless steel
- Models available with an assortment of Metric/Inch scale configurations
- Designed with fine adjustment to allow precise movement of the slider

Remark: Special Jaw Length are upon requested




Mono Block Models

Code No.	Lower Range	Upper Range	Lower Graduation	Upper Graduation	Accuracy	Dimensions					
						L	a	a	d	e	f
302-12-1	0-12"	0-300mm	.001"	0.02mm	±.0015"	470mm	100mm	56mm	24mm	10mm	15mm
302-20-1	0-20"	0-500mm	.001"	0.02mm	±.0020"	735mm	250mm	67mm	31mm	10mm	24mm
302-32-1	0-32"	0-750mm	.001"	0.02mm	±.0020"	1035mm	150mm	67mm	31mm	10mm	24mm
302-40-1	0-40"	0-1000mm	.001"	0.02mm	±.0030"	1235mm	150mm	67mm	31mm	10mm	24mm
302-12-0	0-300mm	0-12"	0.02mm	.001"	±0.04mm	470mm	100mm	56mm	24mm	10mm	15mm
302-20-0	0-500mm	0-20"	0.02mm	.001"	±0.05mm	735mm	150mm	67mm	31mm	10mm	24mm
302-32-0	0-800mm	0-30"	0.02mm	.001"	±0.07mm	1035mm	150mm	67mm	31mm	10mm	24mm
302-40-0	0-1000mm	0-40"	0.02mm	.001"	±0.07mm	1235mm	150mm	67mm	31mm	10mm	24mm
302-12-2	0-300mm	0-12"	0.05mm	1/128"	±0.05mm	470mm	100mm	56mm	24mm	10mm	15mm
302-20-2	0-500mm	0-20"	0.05mm	1/128"	±0.08mm	735mm	150mm	67mm	31mm	10mm	24mm
302-32-2	0-800mm	0-30"	0.05mm	1/128"	±0.10mm	1035mm	150mm	67mm	31mm	10mm	24mm
302-40-2	0-1000mm	0-40"	0.05mm	1/128"	±0.10mm	1235mm	150mm	67mm	31mm	10mm	24mm



Heavy Duty Vernier Calipers with Upper Knife-Edge (Open Block)

302 Series

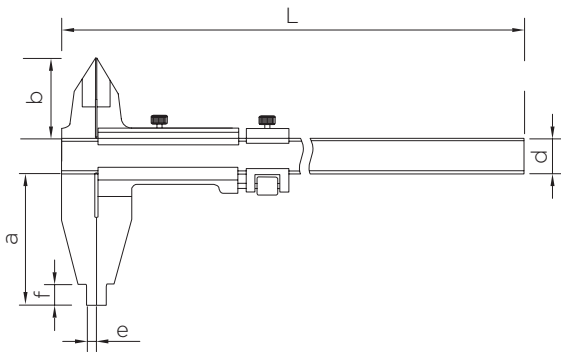


302-12-8

FEATURES

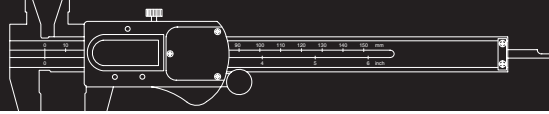
- Graduation:
Inch: .001"
Metric: 0.02mm
- Stainless steel
- Models available with an assortment of Metric/Inch scale configurations
- Designed with fine adjustment to allow precise movement of the slider
- With upper knife-edge for external diameter measurement

Remark: Special Jaw Length are upon requested



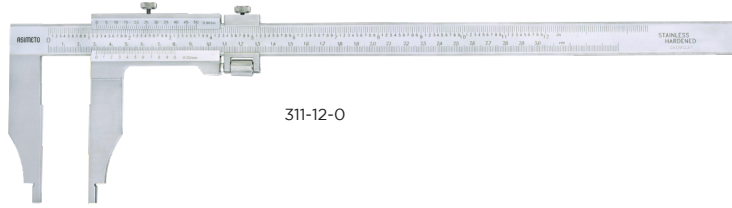
Open Block Models

Dimensions												
Code No.	Lower Range	Upper Range	Lower Graduation	Upper Graduation	Accuracy	L	a	a	d	e	f	
302-12-9	0-12"	.001"	0-300mm	0.02mm	±0.015"	470mm	90mm	36.5mm	24mm	10mm	15mm	
302-20-9	0-20"	.001"	0-500mm	0.02mm	±0.020"	735mm	150mm	55mm	31mm	10mm	24mm	
302-32-9	0-32"	.001"	0-800mm	0.02mm	±0.020"	1035mm	150mm	64mm	31mm	10mm	24mm	
302-40-9	0-40"	.001"	0-1000mm	0.02mm	±0.030"	1235mm	150mm	64mm	31mm	10mm	24mm	
302-12-8	0-300mm	0.02mm	0-12"	.001"	±0.04mm	470mm	90mm	36.5mm	24mm	10mm	15mm	
302-20-8	0-500mm	0.02mm	0-20"	.001"	±0.05mm	735mm	150mm	55mm	31mm	10mm	24mm	
302-32-8	0-800mm	0.02mm	0-32"	.001"	±0.07mm	1035mm	150mm	64mm	31mm	10mm	24mm	
302-40-8	0-1000mm	0.02mm	0-40"	.001"	±0.07mm	1235mm	150mm	64mm	31mm	10mm	24mm	

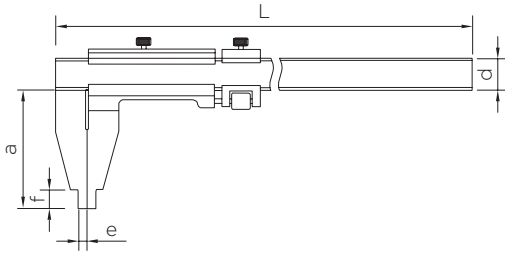


Heavy Duty Vernier Calipers (Mono Block)

311 Series



311-12-0



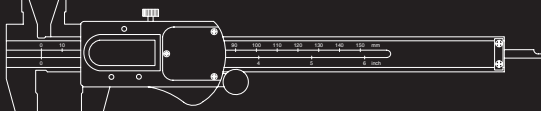
FEATURES

- Graduation:
Inch: .001"
Metric: 0.02mm or 0.05mm
- Designed with fine adjustment to allow precise movement of the slider
- Internal measurement jaws are rounded to provide accurate measurement of internal diameters
- Models available with an assortment of Metric/Inch scale configurations
- Stainless steel

Remark: Special Jaw Length are upon requested

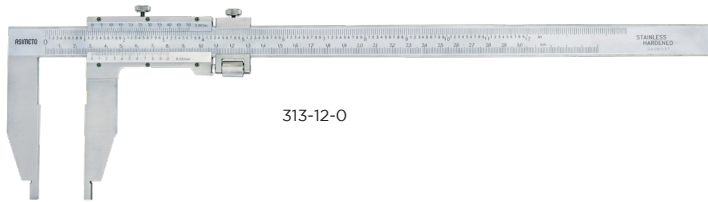
Mono Block Models

Code No.	Lower Range	Upper Range	Lower Graduation	Upper Graduation	Accuracy	Dimensions				
						L	a	d	e	f
311-12-1	0-12"	0-300mm	.001"	0.02mm	±.0015"	450mm	75mm	20mm	5mm	12mm
311-18-1	0-18"	0-450mm	.001"	0.02mm	±.0020"	685mm	100mm	24mm	10mm	15mm
311-20-1	0-20"	0-500mm	.001"	0.02mm	±.0020"	735mm	100mm	24mm	10mm	15mm
311-24-1	0-24"	0-600mm	.001"	0.02mm	±.0020"	835mm	100mm	31mm	10mm	24mm
311-32-1	0-32"	0-800mm	.001"	0.02mm	±.0020"	1035mm	150mm	31mm	5mm	24mm
311-40-1	0-40"	0-1000mm	.001"	0.02mm	±.0030"	1235mm	150mm	31mm	10mm	24mm
311-60-1	0-60"	0-1500mm	.001"	0.02mm	±.0040"	1820mm	200mm	42mm	10mm	24mm
311-80-1	0-80"	0-2000mm	.001"	0.02mm	±.0050"	2270mm	200mm	42mm	10mm	24mm
311-12-0	0-300mm	0-12"	0.02mm	.001"	±0.04mm	450mm	75mm	20mm	5mm	12mm
311-18-0	0-450mm	0-18"	0.02mm	.001"	±0.05mm	685mm	100mm	24mm	10mm	15mm
311-20-0	0-500mm	0-20"	0.02mm	.001"	±0.05mm	735mm	100mm	24mm	10mm	15mm
311-24-0	0-600mm	0-24"	0.02mm	.001"	±0.05mm	835mm	100mm	31mm	10mm	24mm
311-32-0	0-800mm	0-32"	0.02mm	.001"	±0.07mm	1035mm	150mm	31mm	5mm	24mm
311-40-0	0-1000mm	0-40"	0.02mm	.001"	±0.07mm	1235mm	150mm	31mm	10mm	24mm
311-60-0	0-1500mm	0-60"	0.02mm	.001"	±0.11mm	1820mm	200mm	42mm	10mm	24mm
311-80-0	0-2000mm	0-80"	0.02mm	.001"	±0.14mm	2270mm	200mm	42mm	10mm	24mm
311-12-2	0-300mm	0-12"	0.05mm	1/128"	±0.05mm	450mm	75mm	20mm	5mm	12mm
311-18-2	0-450mm	0-18"	0.05mm	1/128"	±0.08mm	685mm	100mm	24mm	10mm	15mm
311-20-2	0-500mm	0-20"	0.05mm	1/128"	±0.08mm	735mm	100mm	24mm	10mm	15mm
311-24-2	0-600mm	0-24"	0.05mm	1/128"	±0.10mm	835mm	100mm	31mm	10mm	24mm
311-32-2	0-800mm	0-32"	0.05mm	1/128"	±0.10mm	1035mm	150mm	31mm	5mm	24mm
311-40-2	0-1000mm	0-40"	0.05mm	1/128"	±0.10mm	1235mm	150mm	31mm	10mm	24mm
311-60-2	0-1500mm	0-60"	0.05mm	1/128"	±0.15mm	1820mm	200mm	42mm	10mm	24mm
311-80-2	0-2000mm	0-80"	0.05mm	1/128"	±0.20mm	2270mm	200mm	42mm	10mm	24mm

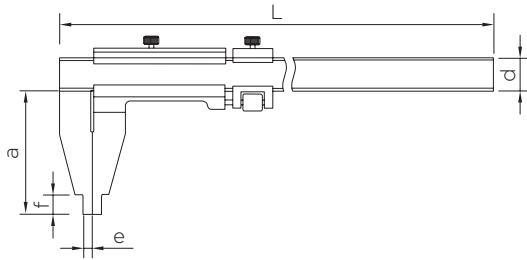


Heavy Duty Vernier Calipers (Open Block)

313 Series



313-12-0



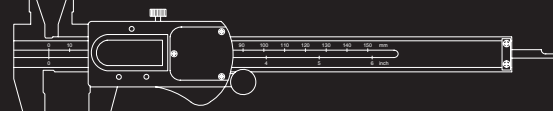
FEATURES

- Graduation:
Inch: .001"
Metric: 0.02mm
- Stainless steel
- Models available with an assortment of Metric/Inch scale configurations
- Designed with fine adjustment to allow precise movement of the slider
- Internal measurement jaws are rounded to provide accurate measurement of internal diameters

Remark: Special Jaw Length are upon requested

Open Block Models

Code No.	Lower Range	Upper Range	Lower Graduation	Upper Graduation	Accuracy	Dimensions				
						L	a	d	e	f
313-12-1	0-12"	0-300mm	.001"	0.02mm	±.0015"	450mm	60mm	20mm	5mm	12mm
313-18-1	0-18"	0-450mm	.001"	0.02mm	±.0020"	685mm	100mm	24mm	10mm	15mm
313-20-1	0-20"	0-500mm	.001"	0.02mm	±.0020"	735mm	100mm	24mm	10mm	15mm
313-24-1	0-24"	0-600mm	.001"	0.02mm	±.0020"	835mm	100mm	31mm	10mm	24mm
313-32-1	0-32"	0-800mm	.001"	0.02mm	±.0020"	1035mm	150mm	31mm	10mm	24mm
313-40-1	0-40"	0-1000mm	.001"	0.02mm	±.0030"	1235mm	150mm	31mm	10mm	24mm
313-60-1	0-60"	0-1500mm	.001"	0.02mm	±.0040"	1820mm	200mm	42mm	10mm	24mm
313-80-1	0-80"	0-2000mm	.001"	0.02mm	±.0050"	2270mm	200mm	42mm	10mm	24mm
313-12-0	0-300mm	0-12"	0.02mm	.001"	±0.04mm	450mm	60mm	20mm	5mm	12mm
313-18-0	0-450mm	0-18"	0.02mm	.001"	±0.05mm	685mm	100mm	24mm	10mm	15mm
313-20-0	0-500mm	0-20"	0.02mm	.001"	±0.05mm	735mm	100mm	24mm	10mm	15mm
313-24-0	0-600mm	0-24"	0.02mm	.001"	±0.05mm	835mm	100mm	31mm	10mm	24mm
313-32-0	0-800mm	0-32"	0.02mm	.001"	±0.07mm	1035mm	150mm	31mm	10mm	24mm
313-40-0	0-1000mm	0-40"	0.02mm	.001"	±0.07mm	1235mm	150mm	31mm	10mm	24mm
313-60-0	0-1500mm	0-60"	0.02mm	.001"	±0.11mm	1820mm	200mm	42mm	10mm	24mm
313-80-0	0-2000mm	0-80"	0.02mm	.001"	±0.14mm	2270mm	200mm	42mm	10mm	24mm



Circle Vernier Calipers

322 Series

FEATURES

- Graduation: 0.1mm
- With one-piece slider
- Made of Stainless Steel
- Hardened measuring face

Code No.	Range	Accuracy	Jaw Length
322-71-0	0-150mm	±0.2mm	40mm
322-72-0	0-200mm	±0.2mm	40mm
322-73-0	0-250mm	±0.3mm	40mm
322-74-0	0-300mm	±0.3mm	40mm



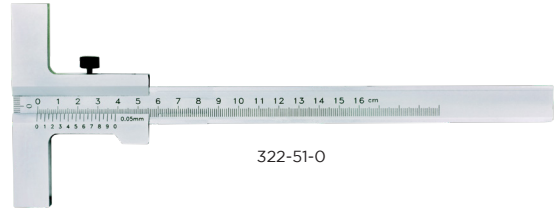
T Form Marking Calipers

322 Series

FEATURES

- Graduation: 0.05mm
- Made of Stainless Steel

Code No.	Range	Accuracy	Base Length
322-51-0	0-160mm	±0.1mm	135mm
322-52-0	0-250mm	±0.1mm	135mm
322-53-0	0-300mm	±0.15mm	160mm




Marking Calipers

322 Series

FEATURES

- Graduation: 1/128" / 0.1mm
- Made of Stainless Steel

Code No.	Range		Accuracy	
	Upper Range	Lower Range	Upper Accuracy	Lower Accuracy
322-61-0	0-8"	0-200mm	±.02"	±0.2mm
322-62-0	0-16"	0-400mm	±.02"	±0.3mm




Measuring Gauges

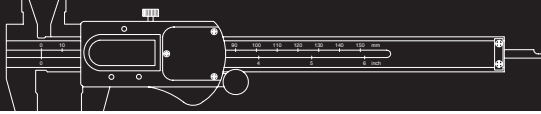
322 Series

FEATURES

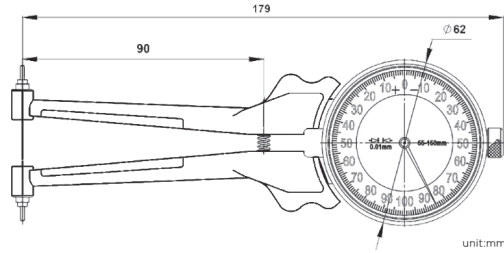

- Graduation: 0.1mm
- Made of Stainless Steel

Code No.	Range	Accuracy
322-81-0	0-200mm	±0.2mm
322-82-0	0-250mm	±0.3mm
322-83-0	0-300mm	±0.3mm





Interchangeable Anvil Dial Caliper Gauges 403 Series



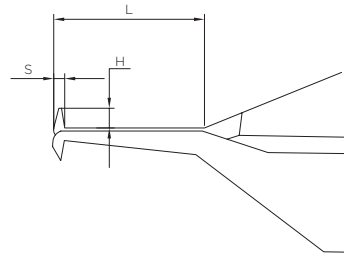
FEATURES

- Resolution: 0.01mm
- Can be set with a micrometer or ring gauge
- Bezel rotates for zero setting
- Button for closing arms
- Arms automatically open when button is released
- Unit is spring-loaded and makes point contact at constant

Code No.	Range	Resolution	Accuracy
403-50-0	55-153mm	0.01mm	0.02mm



Internal Caliper Gauges 400 Series



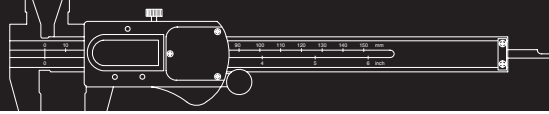
400-14-0

FEATURES

- Graduation: .0002" / 0.005mm
- Designed to measure internal grooves, and other intricate detailed internal characteristics
- This measuring instrument provides comparison readings and must be set to the nominal dimension using either micrometer or Setting Ring
- The digital model allows the display housing to be rotated $\pm 170^\circ$

Inch		Dimensions			
Code No.	Range	Accuracy	L	S	H
400-11-1	.2-.6"	$\pm 0.008"$	20mm	1.0mm	1.5mm
400-12-1	.4-.8"	$\pm 0.008"$	25mm	1.5mm	3.0mm
400-13-1	.8-1.2"	$\pm 0.008"$	30mm	2.0mm	6.5mm
400-14-1	1.2-1.6"	$\pm 0.008"$	30mm	2.5mm	9.0mm
400-15-1	1.6-2.0"	$\pm 0.008"$	30mm	2.5mm	9.0mm
400-21-1	.2-1.0"	$\pm 0.0012"$	35mm	1.0mm	1.5mm
400-22-1	.4-1.2"	$\pm 0.0012"$	55mm	2.0mm	3.5mm
400-23-1	.8-1.6"	$\pm 0.0012"$	80mm	3.0mm	6.5mm
400-24-1	1.2-2.0"	$\pm 0.0012"$	80mm	3.0mm	8.5mm
400-25-1	1.6-2.4"	$\pm 0.0012"$	80mm	3.0mm	8.5mm

Metric		Dimensions			
Code No.	Range	Accuracy	L	S	H
400-11-0	5-15mm	$\pm 0.02mm$	20mm	1.0mm	1.5mm
400-12-0	10-20mm	$\pm 0.02mm$	25mm	1.5mm	3.0mm
400-13-0	20-30mm	$\pm 0.02mm$	30mm	2.0mm	6.5mm
400-14-0	30-40mm	$\pm 0.02mm$	30mm	2.5mm	9.0mm
400-15-0	40-50mm	$\pm 0.02mm$	30mm	2.5mm	9.0mm
400-21-0	5-25mm	$\pm 0.03mm$	35mm	1.0mm	1.5mm
400-22-0	10-30mm	$\pm 0.03mm$	55mm	2.0mm	3.5mm
400-23-0	20-40mm	$\pm 0.03mm$	80mm	3.0mm	6.5mm
400-24-0	30-50mm	$\pm 0.03mm$	80mm	3.0mm	8.5mm
400-25-0	40-60mm	$\pm 0.03mm$	80mm	3.0mm	8.5mm



Internal Dial Caliper Gauges

403 Series



403-31-0

Inch					
Code No.	Range	Accuracy	Code No.	Range	Accuracy
403-31-1	0.375-1.375"	±.002"	403-35-1	1.875-2.875"	±.003"
403-32-1	0.750-1.750"	±.002"	403-36-1	2.250-3.250"	±.003"
403-33-1	1.125-2.125"	±.002"	403-37-1	2.875-3.875"	±.003"
403-34-1	1.500-2.500"	±.002"	403-38-1	3.250-4.250"	±.004"

Metric					
Code No.	Range	Accuracy	Code No.	Range	Accuracy
403-31-0	10-35mm	±0.05mm	403-36-0	60-85mm	±0.08mm
403-32-0	20-45mm	±0.05mm	403-37-0	75-100mm	±0.08mm
403-33-0	30-55mm	±0.05mm	403-38-0	85-110mm	±0.08mm
403-34-0	40-65mm	±0.05mm	403-39-0	95-120mm	±0.1mm
403-35-0	50-75mm	±0.08mm	403-40-0	100-125mm	±0.1mm

FEATURES

- Graduation: .001" / 0.025mm
- For checking internal bores, recess diameters, etc.
- Highly recommended for quick ID comparisons
- Gauge has a movement of 1" (25 mm)
- Can be set with a micrometer or ring gauge
- Bezel rotates for zero setting
- Button for closing arms
- Arms automatically open when button is released
- Unit is spring-loaded and makes point contact at constant measuring pressure
- Arms have .06" diameter measuring tips
- Revolution counter
- Leg length 3-1/4".

Internal Caliper Gauges

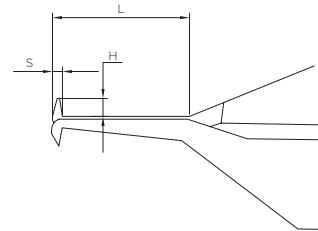
403 Series



403-11-0

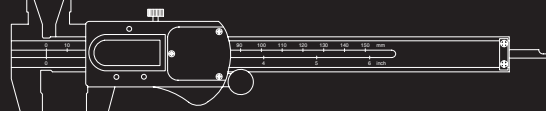
FEATURES

- Graduation: .0005" / 0.01mm
- Designed to measure internal grooves and other intricate detailed internal characteristics
- This measuring instrument provides the nominal dimension using either micrometer or Setting Ring



Inch					
Code No.	Range	Accuracy	Arm Length (L)	Tipped Length (H)	S
403-11-1	.2-.6"	±.0008"	20mm	1.5mm	1.0mm
403-12-1	.4-.8"	±.0008"	25mm	3.0mm	1.5mm
403-13-1	.8-1.2"	±.0008"	30mm	6.5mm	2.0mm
403-14-1	1.2-1.6"	±.0008"	30mm	9.0mm	2.5mm
403-15-1	1.6-2.0"	±.0008"	30mm	9.0mm	2.5mm
403-21-1	.2-1.0"	±.00012"	35mm	1.5mm	1.0mm
403-22-1	.4-1.2"	±.00012"	55mm	3.5mm	2.0mm
403-23-1	.8-1.6"	±.00012"	80mm	6.5mm	3.0mm
403-24-1	1.2-2.0"	±.00012"	80mm	8.5mm	3.0mm
403-25-1	1.6-2.4"	±.00012"	80mm	8.5mm	3.0mm

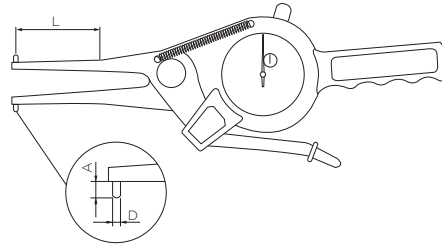
Metric					
Code No.	Range	Accuracy	Arm Length (L)	Tipped Length (H)	S
403-11-0	5-15mm	±0.02mm	20mm	1.5mm	1.0mm
403-12-0	10-20mm	±0.02mm	25mm	3.0mm	1.5mm
403-13-0	20-30mm	±0.02mm	30mm	6.5mm	2.0mm
403-14-0	30-40mm	±0.02mm	30mm	9.0mm	2.5mm
403-15-0	40-50mm	±0.02mm	30mm	9.0mm	2.5mm
403-21-0	5-25mm	±0.03mm	35mm	1.5mm	1.0mm
403-22-0	10-30mm	±0.03mm	55mm	3.5mm	2.0mm
403-23-0	20-40mm	±0.03mm	80mm	6.5mm	3.0mm
403-24-0	30-50mm	±0.03mm	80mm	8.5mm	3.0mm
403-25-0	40-60mm	±0.03mm	80mm	8.5mm	3.0mm



Internal Caliper Gauges 403 Series



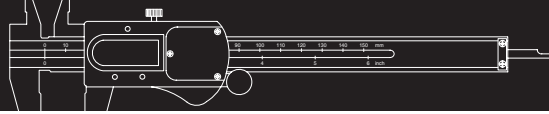
403-11-4




FEATURES

- Graduation: 0.01mm characteristics nominal dimension using either micrometer or Setting Ring
- Designed to measure internal grooves, and other intricate detailed internal characteristics
- This measuring instrument provides comparison readings and must be set to the nominal dimension using either micrometer or Setting Ring

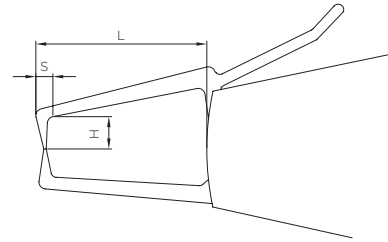
Dimensions						
Code No.	Range	Graduation	Accuracy	L	A	D
403-11-4	15-35mm	0.01mm	±0.04mm	50mm	3mm	Φ3mm
403-12-4	35-55mm	0.01mm	±0.04mm	80mm	6mm	Φ3mm
403-13-4	55-75mm	0.01mm	±0.04mm	90mm	8mm	Φ3mm
403-14-4	75-95mm	0.01mm	±0.04mm	100mm	8mm	Φ3.2mm
403-15-4	95-115mm	0.01mm	±0.04mm	150mm	10mm	Φ3.2mm
403-16-4	115-135mm	0.01mm	±0.04mm	150mm	10mm	Φ3.2mm
403-17-4	135-155mm	0.01mm	±0.04mm	200mm	10mm	Φ3.2mm
403-18-4	155-175mm	0.01mm	±0.04mm	200mm	10mm	Φ3.2mm
403-19-4	175-195mm	0.01mm	±0.04mm	200mm	10mm	Φ3.2mm
403-20-4	195-215mm	0.01mm	±0.04mm	200mm	10mm	Φ3.2mm
403-21-4	215-235mm	0.01mm	±0.04mm	200mm	10mm	Φ3.2mm
403-22-4	235-255mm	0.01mm	±0.04mm	200mm	10mm	Φ3.2mm
403-23-4	255-275mm	0.01mm	±0.04mm	200mm	10mm	Φ3.2mm
403-24-4	275-295mm	0.01mm	±0.04mm	200mm	10mm	Φ3.2mm
403-25-4	295-315mm	0.01mm	±0.04mm	200mm	10mm	Φ3.2mm



External Caliper Gauges 404 Series



404-21-0

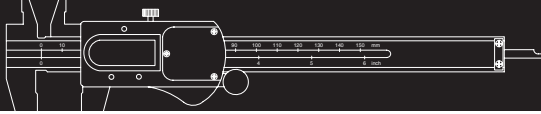


FEATURES

- Resolution: .0002" / 0.005mm
- Designed to measure hard to access external work piece characteristics
- This measuring instrument provides comparison readings and must be set to the nominal dimension using either gauge blocks or an external setting master
- The digital model allows the display housing to be rotated $\pm 170^\circ$

Inch					
Code No.	Range	Accuracy	Arm Length (L)	Tipped Length (H)	S
404-11-1	0-.4"	$\pm 0.0008"$	20mm	1.5mm	3mm
404-12-1	.4-.8"	$\pm 0.0008"$	25mm	3.0mm	3mm
404-13-1	.8-1.2"	$\pm 0.0008"$	30mm	6.5mm	3mm
404-14-1	1.2-1.6"	$\pm 0.0008"$	30mm	9.0mm	3mm
404-15-1	1.6-2.0"	$\pm 0.0008"$	30mm	9.0mm	3mm
404-21-1	0-.8"	$\pm 0.00012"$	35mm	1.5mm	6.5mm
404-22-1	.4-1.2"	$\pm 0.00012"$	55mm	3.5mm	6.5mm
404-23-1	.8-1.6"	$\pm 0.00012"$	80mm	6.5mm	6.5mm
404-24-1	1.2-2.0"	$\pm 0.00012"$	80mm	8.5mm	6.5mm
404-25-1	1.6-2.4"	$\pm 0.00012"$	80mm	8.5mm	6.5mm

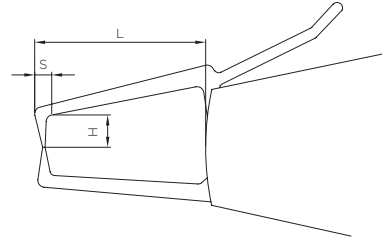
Metric					
Code No.	Range	Accuracy	Arm Length (L)	Tipped Length (H)	S
404-11-0	0-10mm	$\pm 0.02\text{mm}$	20mm	1.5mm	3mm
404-12-0	10-20mm	$\pm 0.02\text{mm}$	25mm	3.0mm	3mm
404-13-0	20-30mm	$\pm 0.02\text{mm}$	30mm	6.5mm	3mm
404-14-0	30-40mm	$\pm 0.02\text{mm}$	30mm	9.0mm	3mm
404-15-0	40-50mm	$\pm 0.02\text{mm}$	30mm	9.0mm	3mm
404-21-0	0-20mm	$\pm 0.03\text{mm}$	35mm	1.5mm	6.5mm
404-22-0	10-30mm	$\pm 0.03\text{mm}$	55mm	3.5mm	6.5mm
404-23-0	20-40mm	$\pm 0.03\text{mm}$	80mm	6.5mm	6.5mm
404-24-0	30-50mm	$\pm 0.03\text{mm}$	80mm	8.5mm	6.5mm
404-25-0	40-60mm	$\pm 0.03\text{mm}$	80mm	8.5mm	6.5mm



External Caliper Gauges 405 Series



405-11-0



FEATURES

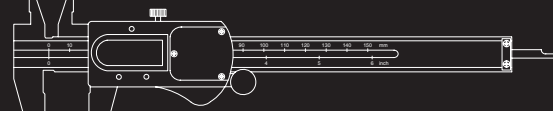
- Graduation: .0005" / 0.01mm
- Designed to measure hard to access external work piece characteristics
- This measuring instrument provides comparison readings and must be set to the nominal dimension using either gauge blocks or an external setting master

Inch

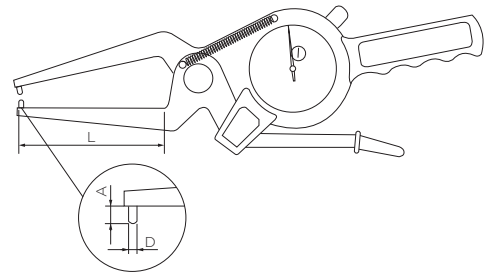
Code No.	Range	Accuracy	Arm Length (L)	Tipped Length (H)	S
405-11-1	0-.4"	±.0008"	20mm	1.5mm	3mm
405-12-1	.4-.8"	±.0008"	25mm	3.0mm	3mm
405-13-1	.8-1.2"	±.0008"	30mm	6.5mm	3mm
405-14-1	1.2-1.6"	±.0008"	30mm	9.0mm	3mm
405-15-1	1.6-2.0"	±.0008"	30mm	9.0mm	3mm
405-21-1	0-.8"	±.00012"	35mm	1.5mm	6.5mm
405-22-1	.4-1.2"	±.00012"	55mm	3.5mm	6.5mm
405-23-1	.8-1.6"	±.00012"	80mm	6.5mm	6.5mm
405-24-1	1.2-2.0"	±.00012"	80mm	8.5mm	6.5mm
405-25-1	1.6-2.4"	±.00012"	80mm	8.5mm	6.5mm

Metric

Code No.	Range	Accuracy	Arm Length (L)	Tipped Length (H)	S
405-11-0	0-10mm	±0.02mm	20mm	1.5mm	3mm
405-12-0	10-20mm	±0.02mm	25mm	3.0mm	3mm
405-13-0	20-30mm	±0.02mm	30mm	6.5mm	3mm
405-14-0	30-40mm	±0.02mm	30mm	9.0mm	3mm
405-15-0	40-50mm	±0.02mm	30mm	9.0mm	3mm
405-21-0	0-20mm	±0.03mm	35mm	1.5mm	6.5mm
405-22-0	10-30mm	±0.03mm	55mm	3.5mm	6.5mm
405-23-0	20-40mm	±0.03mm	80mm	6.5mm	6.5mm
405-24-0	30-50mm	±0.03mm	80mm	8.5mm	6.5mm
405-25-0	40-60mm	±0.03mm	80mm	8.5mm	6.5mm



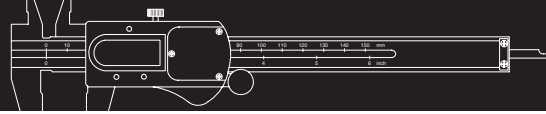
External Caliper Gauges 403 Series




FEATURES

- Graduation: 0.01mm
- Designed to measure hard to access external work piece characteristics
- This measuring instrument provides comparison readings and must be set to the nominal dimension using either gauge blocks or an external setting master

Code No.	Range	Graduation	Accuracy	Dimensions		
				L	A	D
403-11-6	0-20mm	0.01mm	±0.04mm	60mm	6mm	Φ3mm
403-12-6	20-40mm	0.01mm	±0.04mm	60mm	6mm	Φ3mm
403-13-6	40-60mm	0.01mm	±0.04mm	55mm	6mm	Φ3mm
403-14-6	60-80mm	0.01mm	±0.04mm	55mm	6mm	Φ4mm
403-15-6	80-100mm	0.01mm	±0.04mm	55mm	6mm	Φ5mm
403-16-6	100-120mm	0.01mm	±0.04mm	95mm	10mm	Φ3.2mm
403-17-6	120-140mm	0.01mm	±0.04mm	95mm	10mm	Φ3.2mm
403-18-6	140-160mm	0.01mm	±0.04mm	95mm	10mm	Φ3.2mm
403-19-6	160-180mm	0.01mm	±0.04mm	95mm	10mm	Φ3.2mm
403-20-6	180-200mm	0.01mm	±0.04mm	95mm	10mm	Φ3.2mm




Tool Kits 960 Series



960-01-0

Kit #1 Analog


	Code No.	Individual Code No.	Individual Description
Inch	960-01-1	303-06-1	0-6" x .001" Dial Caliper
		101-01-3	0-1" x .0001" Outside Mic.
Metric	960-01-0	303-06-2	0-150mm x 0.02mm Dial Caliper
		101-01-0	0-25mm x 0.01mm Outside Mic.



960-02-0

Kit #2 Analog Plus

	Code No.	Individual Code No.	Individual Description
Inch	960-02-1	303-06-1	0-6" x .001" Dial Caliper
		101-01-3	0-1" x .0001" Outside Mic.
		201-06-1	0-6" x .001" Depth Mic.
Metric	960-02-0	303-06-2	0-150mm x 0.02mm Dial Caliper
		101-01-0	0-25mm x 0.01mm Outside Mic.
		201-06-0	0-150mm x 0.01mm Depth Mic.



960-03-1

Kit #3 Digital Plus

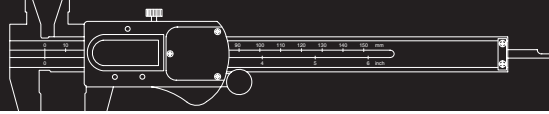
	Code No.	Individual Code No.	Individual Description
Inch	960-03-1	307-06-5	0-6" x .0005" Digital Caliper
		105-01-5	0-1" x .00005" Digital Outside Mic.
		327-08-7	0-8" x .0005" Digital Depth Caliper
Metric	960-03-0	307-06-5	0-150mm x 0.01mm Digital Caliper
		105-01-4	0-25mm x 0.001mm Digital Outside Mic.
		327-08-7	0-200mm x 0.01mm Digital Depth Caliper



960-05-1

Kit #5 Digital

	Code No.	Individual Code No.	Individual Description
Inch	960-05-1	307-06-5	0-6" x .0005" Digital Caliper
		105-01-5	0-1" x .00005" Digital Outside Mic.
Metric	960-05-0	307-06-5	0-150mm x 0.01mm Digital Caliper
		105-01-4	0-25mm x 0.001mm Digital Outside Mic.



960-08-0



960-10-0

Kit #6 Magnetic Base and Dial Gauge

	Code No.	Individual Code No.	Individual Description
Inch	960-06-1	601-01-1	Magnetic Stand with 6" Rods and Universal Clamp
		402-26-1	AGD2 Dial Indicator 0-1" x .001"
Metric	960-06-0	601-01-0	Magnetic Stand with 150mm Rods and Universal Clamp
		402-10-0	AGD2 Dial Indicator 0-10mm x 0.01mm

Kit #10 Magnetic Base and Test Indicator

	Code No.	Individual Code No.	Individual Description
Inch	960-10-1	601-01-1	Magnetic Stand with 6" Rods and Universal Clamp
		501-73-3	Horiz. Dial Test Indicator .03" x .0005"
Metric	960-10-0	601-01-0	Magnetic Stand with 150mm Rods and Universal Clamp
		501-08-2	Horiz. Dial Test Indicator 0.8mm x 0.01mm

Kit #7 Magnetic Base and Dial Gauge Plus

	Code No.	Individual Code No.	Individual Description
Inch	960-07-1	601-01-1	Magnetic Stand with 6" Rods and Universal Clamp
		402-01-1	AGD2 Dial Indicator 0-.050" x .0001"
Metric	960-07-0	601-01-0	Magnetic Stand with 150mm Rods and Universal Clamp
		402-01-0	AGD2 Dial Indicator 0-1mm x 0.001mm

Kit #11 Magnetic Base and Test Indicator Plus

	Code No.	Individual Code No.	Individual Description
Inch	960-11-1	601-01-1	Magnetic Stand with 6" Rods and Universal Clamp
		501-78-3	Horiz. Dial Test Indicator .008" x .0001"
Metric	960-11-0	601-01-0	Magnetic Stand with 150mm Rods and Universal Clamp
		501-02-2	Horiz. Dial Test Indicator 0.2mm x 0.002mm

Kit #8 Magnetic Adj. Base and Dial Gauge

	Code No.	Individual Code No.	Individual Description
Inch	960-08-1	601-02-1	Magnetic Stand with 6" Rods and Universal Clamp/Fine Adjustment
		402-26-1	AGD2 Dial Indicator 0-1" x .001"
Metric	960-08-0	601-02-0	Magnetic Stand with 150mm Rods and Universal Clamp/Fine Adjustment
		402-10-0	AGD2 Dial Indicator 0-10mm x 0.01mm

Kit #12 Magnetic Adj. Base and Test Indicator

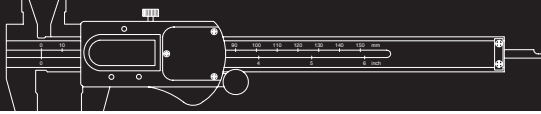
	Code No.	Individual Code No.	Individual Description
Inch	960-12-1	601-02-1	Magnetic Stand with 6" Rods and Universal Clamp/Fine Adjustment
		501-73-3	Horiz. Dial Test Indicator .03" x .0005"
Metric	960-12-0	601-02-0	Magnetic Stand with 150mm Rods and Universal Clamp/Fine Adjustment
		501-08-2	Horiz. Dial Test Indicator 0.8mm x 0.01mm

Kit #9 Magnetic Adj. Base and Dial Gauge Plus

	Code No.	Individual Code No.	Individual Description
Inch	960-09-1	601-02-1	Magnetic Stand with 6" Rods and Universal Clamp/Fine Adjustment
		402-01-1	AGD2 Dial Indicator 0-.050" x .0001"
Metric	960-09-0	601-02-0	Magnetic Stand with 150mm Rods and Universal Clamp/Fine Adjustment
		402-01-0	AGD2 Dial Indicator 0-1mm x 0.001mm

Kit #13 Magnetic Adj. Base and Test Indicator Plus

	Code No.	Individual Code No.	Individual Description
Inch	960-13-1	601-02-1	Magnetic Stand with 6" Rods and Universal Clamp
		501-78-3	Horiz. Dial Test Indicator .008" x .0001"
Metric	960-13-0	601-02-0	Magnetic Stand with 150mm Rods and Universal Clamp
		501-02-2	Horiz. Dial Test Indicator 0.2mm x 0.002mm



960-14-1B



960-14-1B

Kit #14B Digital Plus

	Code No.	Individual Code No.	Individual Description
Inch	960-14-1B	602-02-1	Articulating arm with magnetic base, type II
		501-73-3	0-.03" x .0005" Horiz. Dial Test Indicator.
		101-01-1	0-1" x .001" Outside Mic.
		105-01-5	0-1" x .00005" Digital Outside Mic.
		402-12-1	0-.5" x .0005" AGD2 Dial Indicator
		407-01-3	0-.5" x .0005" Digital Indicators
		307-56-3	0-6" x .0005" ABS Digital Caliper
Metric	960-14-0B	602-02-1	Articulating arm with magnetic base, type II
		501-08-2	0-0.8mm x 0.01mm Horiz. Dial Test Indicator.
		101-01-0	0-25mm x 0.01mm Outside Mic.
		105-01-4	0-25mm x 0.001mm Digital Outside Mic.
		402-10-0	0-10mm x 0.01mm AGD2 Dial Indicator
		407-01-2	0-12.5mm x 0.01mm Digital Indicators
		307-56-3	0-150mm x 0.01mm ABS Digital Caliper
P303-06-0	0-150mm x 0.01mm Dial Caliper		



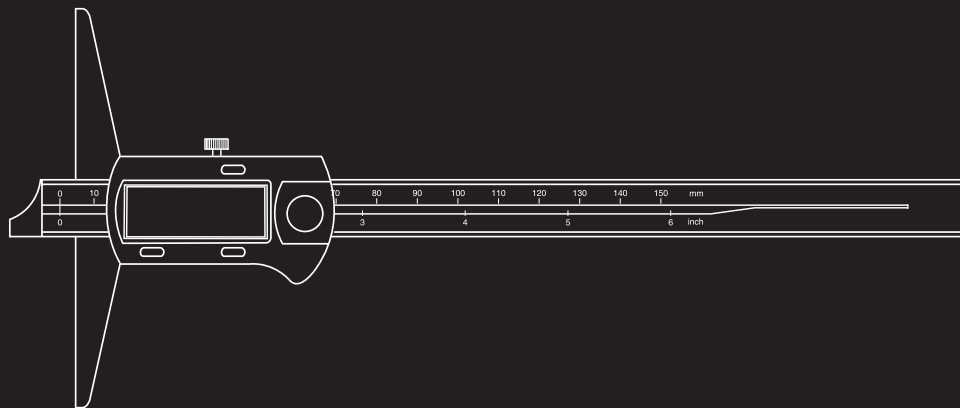
960-16-1

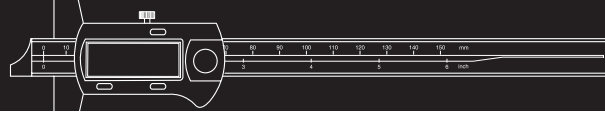
Kit #16 Digital Plus

	Code No.	Individual Code No.	Individual Description
960-16-1		602-02-1	Articulating arm with magnetic base, type II
		501-73-3	0-.03" x .0005" Horiz. Dial Test Indicator.
		101-01-1	0-1" x .0001" Outside Mic.
		105-01-5	0-1" x .001" AGD2 Dial Indicator
		402-12-1	0-6" x .0005" IP67 Digital Calipers
		304-06-5	0-6" x .0005", 0-150mm x 0.01mm Dial Caliper

Depth & Height Gauges

131	ABS Digital Depth Calipers	139	Dial Holders
131	ABS Digital Depth Calipers With Single Hook	139	Depth Base Attachment for Calipers
132	ABS Digital Depth Calipers With Double Hook	140	Digital Thickness Gauges
132	Digital Depth Calipers	141	Thickness Gauges
133	Digital Depth Calipers With Single Hook	142	Quick Digital Thickness Gauges
133	Digital Depth Calipers With Double Hook	142	Quick Dial Thickness Gauges
134	Vernier Depth Calipers	143	Digital Height Gauges
135	Vernier Depth Calipers With Single Hook	143	Single Beam Digital Height Gauges with Hand Wheel
136	Vernier Depth Calipers With Double Hook	144	Double Beam Digital Counter Height Gauges
137	Digital Depth Gauges	145	Double Beam Digital Height Gauges
137	Thread Vernier Depth Gauges	146	Vernier Height Gauges
138	Digital Depth Gauges		
138	Depth Gauges		

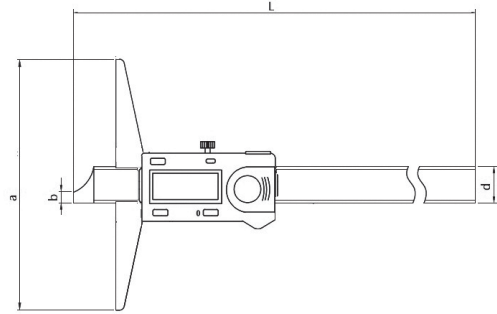




ABS Digital Depth Calipers 327 Series



327-06-7



FEATURES

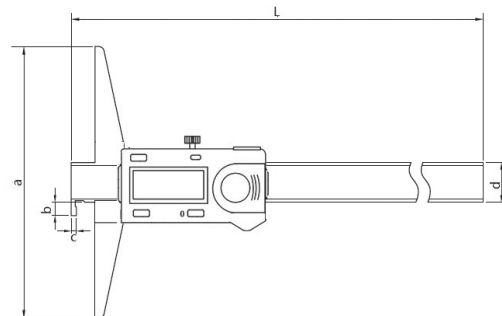
- Resolution: .0005" / 0.01mm
- Both of the measuring surfaces are precision ground for accuracy
- Inch/Metric conversion
- Cable data output: 900-05-4/5
- Wireless data output:
- Transmitting Device: 901-00-4/6
- Receiver Device: 901-00-3
- Bluetooth data output: 901-01-2/4

Inch		Metric			Dimensions					
Code No.	Range	Graduation	Accuracy	Range	Graduation	Accuracy	L	a	b	d
327-06-7	0-6"	.0005"	±.001"	0-150mm	0.01mm	±0.03mm	232mm	100mm	6mm	14.5mm
327-08-7	0-8"	.0005"	±.0015"	0-200mm	0.01mm	±0.03mm	285mm	100mm	6mm	14.5mm
327-12-7	0-12"	.0005"	±.0015"	0-300mm	0.01mm	±0.04mm	390mm	100mm	6mm	14.5mm

ABS Digital Depth Calipers With Single Hook 322 Series



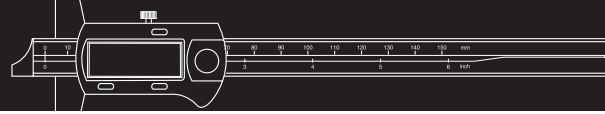
322-06-7



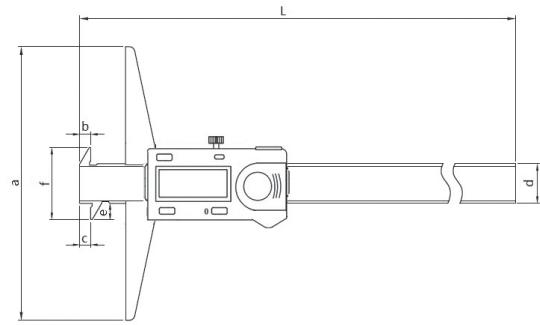
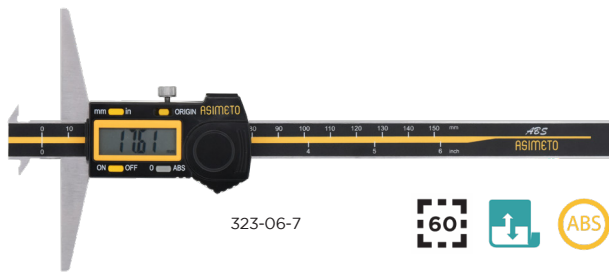
FEATURES

- Resolution: .0005" / 0.01mm
- The stationary measuring surface on the beam protrudes at right angles (measuring hook) to allow for the measurement of depths, internal groove positions, and other intricate characteristics
- Measurements can be taken on either side of the measuring hook
- All measuring surfaces are hardened
- Cable data output: 900-05-4/5
- Wireless data output:
- Transmitting Device: 901-00-4/6
- Receiver Device: 901-00-3
- Bluetooth data output: 901-01-2/4

Inch		Metric			Dimensions						
Code No.	Range	Graduation	Accuracy	Range	Graduation	Accuracy	L	a	b	c	d
322-06-7	0-6"	.0005"	±.001"	0-150mm	0.01mm	±0.03mm	232mm	100mm	5mm	2mm	14.5mm
322-08-7	0-8"	.0005"	±.0015"	0-200mm	0.01mm	±0.03mm	285mm	100mm	5mm	2mm	14.5mm
322-12-7	0-12"	.0005"	±.0015"	0-300mm	0.01mm	±0.04mm	390mm	100mm	5mm	2mm	14.5mm



ABS Digital Depth Calipers With Double Hook 323 Series

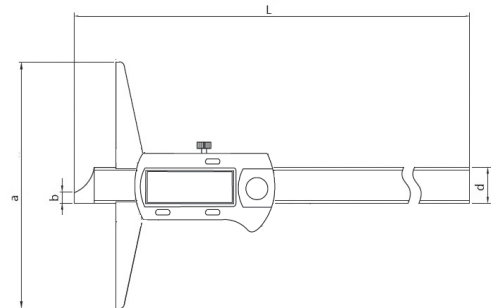
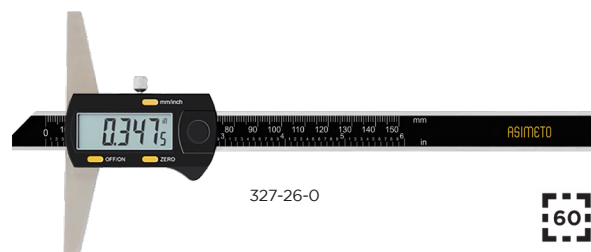


FEATURES

- Resolution: .0005" / 0.01mm
- The hooked measuring surfaces are used for measurement of internal or external grooves and other intricate work piece characteristics
- The base and measuring faces are hardened and precision ground
- Cable data output: 900-05-4/5
- Wireless data output:
 - Transmitting Device: 901-00-4/6
 - Receiver Device: 901-00-3
 - Bluetooth data output: 901-01-2/4

Inch		Metric			Dimensions								
Code No.	Range	Graduation	Accuracy	Range	Graduation	Accuracy	L	a	b	c	d	e	F
323-06-7	0-6"	.0005"	±.001"	0-150mm	0.01mm	±0.03mm	232mm	100mm	4mm	4mm	14.5mm	6mm	26.5mm
323-08-7	0-8"	.0005"	±.0015"	0-200mm	0.01mm	±0.03mm	285mm	100mm	4mm	4mm	14.5mm	6mm	26.5mm
323-12-7	0-12"	.0005"	±.0015"	0-300mm	0.01mm	±0.04mm	390mm	100mm	4mm	4mm	14.5mm	6mm	26.5mm

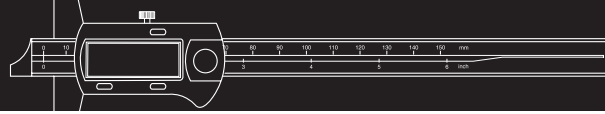
Digital Depth Calipers 327 Series



FEATURES

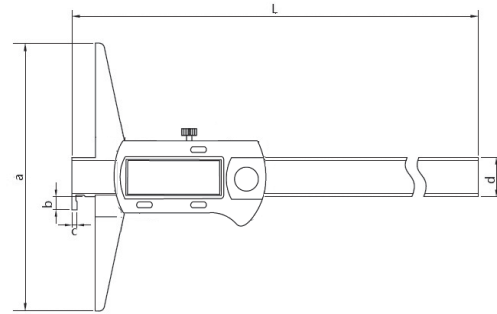
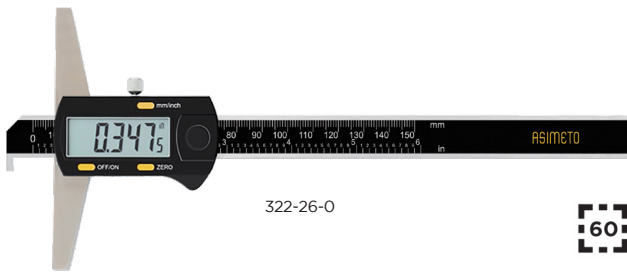
- Resolution: .0005" / 0.01mm
- Both of the measuring surfaces are precision ground for accuracy
- Inch/Metric conversion

Inch		Metric			Dimensions					
Code No.	Range	Graduation	Accuracy	Range	Graduation	Accuracy	L	a	b	d
327-26-0	0-6"	.001"	±.001"	0-150mm	0.01mm	±0.03mm	235mm	100mm	6mm	14.5mm
327-28-0	0-8"	.001"	±.0015"	0-200mm	0.01mm	±0.03mm	285mm	100mm	6mm	14.5mm
327-32-0	0-12"	.001"	±.0015"	0-300mm	0.01mm	±0.04mm	385mm	100mm	6mm	14.5mm



Digital Depth Calipers With Single Hook

322 Series



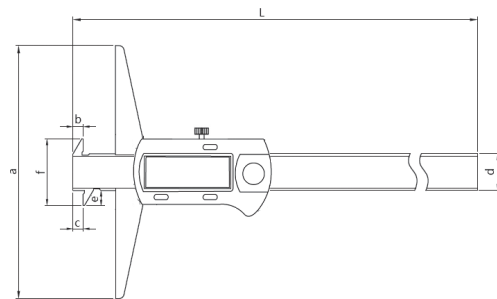
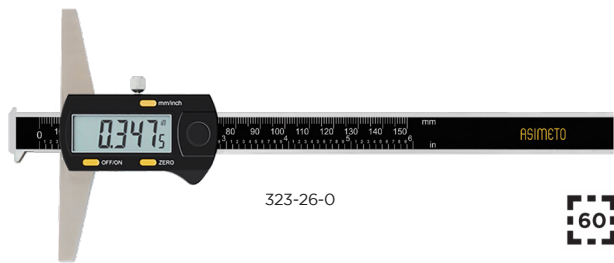
FEATURES

- Resolution: .0005" / 0.01mm
- The stationary measuring surface on the beam protrudes at right angles (measuring hook)
- to allow for the measurement of depths, internal groove positions, and other intricate characteristics
- Measurements can be taken on either side of the measuring hook
- All measuring surfaces are hardened

Inch		Metric			Dimensions						
Code No.	Range	Graduation	Accuracy	Range	Graduation	Accuracy	L	a	b	c	d
322-26-0	0-6"	.001"	±.001"	0-150mm	0.01mm	±0.03mm	235mm	100mm	5mm	2mm	14.5mm
322-28-0	0-8"	.001"	±.0015"	0-200mm	0.01mm	±0.03mm	285mm	100mm	5mm	2mm	14.5mm
322-32-0	0-12"	.001"	±.0015"	0-300mm	0.01mm	±0.04mm	385mm	100mm	5mm	2mm	14.5mm

Digital Depth Calipers With Double Hook

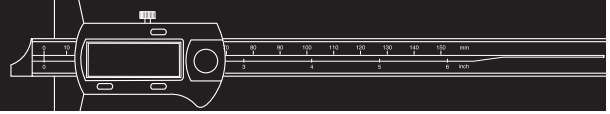
323 Series



FEATURES


- Resolution: .0005" / 0.01mm
- The hooked measuring surfaces are used for measurement of internal or external grooves and other intricate work piece characteristics
- The base and measuring faces are hardened and precision ground

Inch		Metric			Dimensions								
Code No.	Range	Graduation	Accuracy	Range	Graduation	Accuracy	L	a	b	c	d	e	f
323-26-0	0-6"	.001"	±.001"	0-150mm	0.01mm	±0.03mm	237.5mm	100mm	2.5mm	2.5mm	14.5mm	3.5mm	21.5mm
323-28-0	0-8"	.001"	±.0015"	0-200mm	0.01mm	±0.03mm	287.5mm	100mm	2.5mm	2.5mm	14.5mm	3.5mm	21.5mm
323-32-0	0-12"	.001"	±.0015"	0-300mm	0.01mm	±0.04mm	387.5mm	100mm	2.5mm	2.5mm	14.5mm	3.5mm	21.5mm



Vernier Depth Calipers

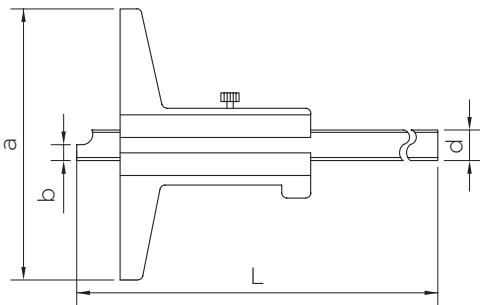
321 Series



321-08-2

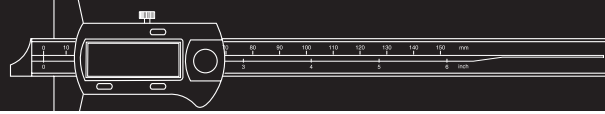
FEATURES

- Graduation: .001" / 0.02mm or 0.05mm
- Both of the measuring surfaces are precision ground for accuracy




Dimensions							
Code No.	Range	Graduation	Accuracy	L	a	b	d
321-06-1	0-6"	.001"	±.001"	230mm	100mm	6mm	10mm
321-08-1	0-8"	.001"	±.0015"	280mm	100mm	6mm	10mm
321-12-1	0-12"	.001"	±.0015"	380mm	100mm	6mm	10mm
321-20-1	0-20"	.001"	±.002"	580mm	100mm	6mm	10mm

Dimensions							
Code No.	Range	Graduation	Accuracy	L	a	b	d
321-06-2	0-150mm	0.02mm	±0.03mm	230mm	100mm	6mm	10mm
321-08-2	0-200mm	0.02mm	±0.03mm	280mm	100mm	6mm	10mm
321-12-2	0-300mm	0.02mm	±0.04mm	380mm	100mm	6mm	10mm
321-20-2	0-500mm	0.02mm	±0.06mm	580mm	100mm	6mm	10mm
321-06-0	0-150mm	0.05mm	±0.05mm	230mm	100mm	6mm	10mm
321-08-0	0-200mm	0.05mm	±0.05mm	280mm	100mm	6mm	10mm
321-12-0	0-300mm	0.05mm	±0.05mm	380mm	100mm	6mm	10mm

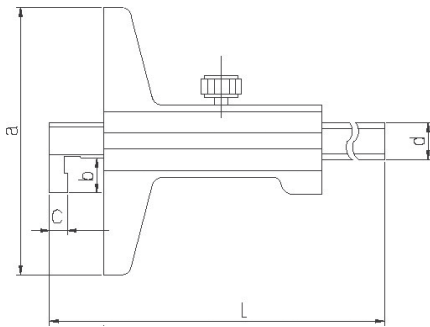


Vernier Depth Calipers With Single Hook

322 Series



322-08-2



FEATURES

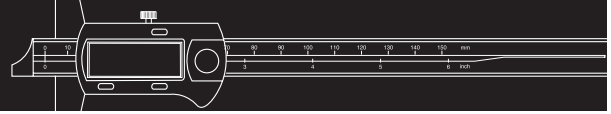
- Graduation: .001" / 0.05mm
- Both of the measuring surfaces are precision ground for accuracy
- The stationary measuring surface on the beam protrudes at right angles (measuring hook) to allow for the measurement of depths, internal groove positions, and other intricate characteristics
- Measurements can be taken on either side of the measuring hook
- Vernier models are designed allowing the main beam to be reversible with corresponding scales on the slider
- All measuring surfaces are hardened

Dimensions

Code No.	Range	Graduation	Accuracy	L	a	b	c	d
322-06-3	0-6"	.001"	±.001"	230mm	100mm	10mm	5mm	10mm
322-08-3	0-8"	.001"	±.0015"	280mm	100mm	10mm	5mm	10mm
322-12-3	0-12"	.001"	±.0015"	380mm	100mm	10mm	5mm	10mm


Dimensions

Code No.	Range	Graduation	Accuracy	L	a	b	c	d
322-06-2	0-150mm	0.05mm	±0.05mm	230mm	100mm	10mm	5mm	10mm
322-08-2	0-200mm	0.05mm	±0.05mm	280mm	100mm	10mm	5mm	10mm
322-12-2	0-300mm	0.05mm	±0.08mm	380mm	100mm	10mm	5mm	10mm



Vernier Depth Calipers With Double Hook

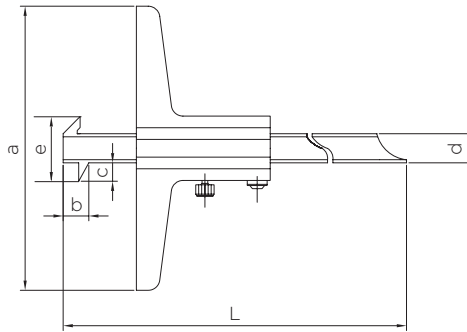
331 Series



331-08-2

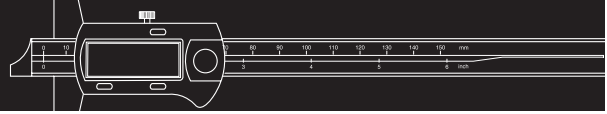
FEATURES

- Graduation: .001" / 0.05mm
- The hooked measuring surfaces are used for measurement of internal or external grooves and other intricate work piece characteristics
- The main beam on the Vernier models is double sided with dual scales, and is able to be reversed in the slider for measurement flexibility
- The base and measuring faces are hardened and precision ground



Dimensions									
Code No.	Range	Graduation	Accuracy	L	a	b	c	d	e
331-06-3	0-6"	.001"	±.001"	230mm	100mm	4mm	6mm	10mm	22mm
331-08-3	0-8"	.001"	±.0015"	280mm	100mm	4mm	6mm	10mm	22mm
331-12-3	0-12"	.001"	±.0015"	380mm	100mm	4mm	6mm	10mm	22mm

Dimensions									
Code No.	Range	Graduation	Accuracy	L	a	b	c	d	e
331-06-2	0-150mm	0.05mm	±0.05mm	230mm	100mm	4mm	6mm	10mm	22mm
331-08-2	0-200mm	0.05mm	±0.05mm	280mm	100mm	4mm	6mm	10mm	22mm
331-12-2	0-300mm	0.05mm	±0.08mm	380mm	100mm	4mm	6mm	10mm	22mm



Digital Depth Gauges

321 Series



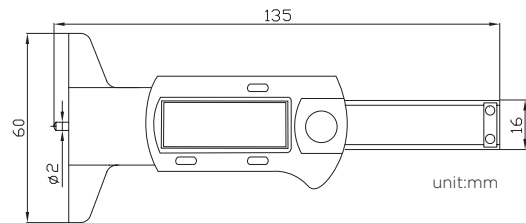
321-01-2



FEATURES


- Resolution: .0005" / 0.01mm
- Zero setting at any position
- Inch/Metric conversion
- Spherical end anvil

Code No.	Inch		Metric		Base Length
	Range	Accuracy	Range	Accuracy	
321-01-2	0-1.2"	±.0015"	0-30mm	±0.03mm	60mm

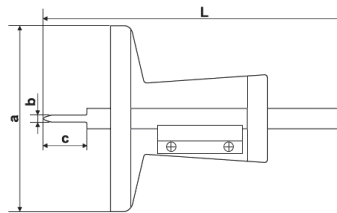


Thread Vernier Depth Gauges

321 Series



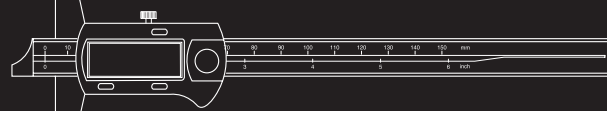
321-02-0



FEATURES

- Graduation: 0.1mm
- Easy to carry
- Used for measuring the tire thread depth

Code No.	Range	Graduation	Accuracy	L	a	b	c
321-02-0	0-30mm	0.1mm	±0.1mm	90mm	55mm	2mm	13mm



Digital Depth Gauges

475 Series



FEATURES

- Resolution: .0005" or .00005" / 0.01mm or 0.001mm
- The total measuring range is accomplished with threaded depth rods in 1" or 20mm intervals
- The base surface is precisely finished and hardened for accurate repeatable measurements
- Inch/Metric conversion

475-04-4

Inch			Metric						
Code No.	Range	Resolution	Accuracy	Range	Resolution	Accuracy	Stroke	Rods	Base Length
475-04-0	0-4"	.0005"	.001"	0-100mm	0.01mm	0.02mm	12.7mm	10 pcs	63 x 17mm
475-04-2	0-4"	.0005"	.001"	0-100mm	0.01mm	0.02mm	12.7mm	10 pcs	101.5 x 17mm
475-04-4	0-4"	.00005"	.0005"	0-100mm	0.001mm	0.01mm	12.7mm	10 pcs	63 x 17mm
475-04-6	0-4"	.00005"	.0005"	0-100mm	0.001mm	0.01mm	12.7mm	10 pcs	101.5 x 17mm

Depth Gauges

473 Series



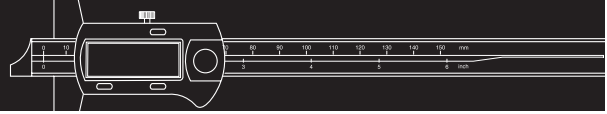
473-04-0

FEATURES

- Graduation: .001" / 0.01mm
- The total measuring range is accomplished with threaded depth rods in 1" or 20mm intervals
- The base surface is precisely finished and hardened for accurate repeatable measurements

Inch						
Code No.	Range	Resolution	Accuracy	Stroke	Rods	Base Length
473-04-1	0-4"	.001"	±.002"	1"	4 pcs	2.5" x .63"
473-04-3	0-4"	.001"	±.002"	1"	4 pcs	4" x .63"

Metric						
Code No.	Range	Resolution	Accuracy	Stroke	Rods	Base Length
473-04-0	0-100mm	0.01mm	±0.02mm	10mm	10 pcs	63 x 17mm
473-04-2	0-100mm	0.01mm	±0.02mm	10mm	10 pcs	101.5 x 17mm



Dial Holders 500 Series




FEATURES

- Measuring depth with a dial indicator

Code No.	Base length	Dia. of Hole	Measuring Rods Qty.
500-90-1	63.5mm	3/8"	10 PCS
500-90-3	100mm	3/8"	10 PCS
500-90-0	63.5mm	8mm	10 PCS
500-90-2	100mm	8mm	10 PCS

Depth Base Attachment for Calipers 327 Series

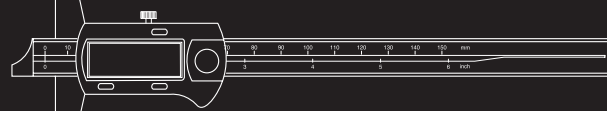


327-66-9

FEATURES

- For up to 0-300mm digital calipers with depth bar
- Made of stainless steel

Code No.	Base Length
327-66-9	75mm/3"



Digital Thickness Gauges

495 Series



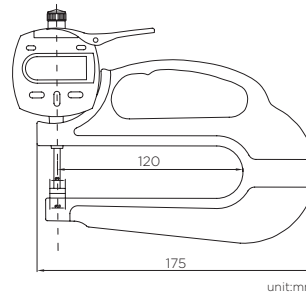
FEATURES

- Resolution: .0005" or .00005" / 0.01mm or 0.001mm
- Designed for the measurement of paper, film, wire, sheet metal, jewelry, leather and similar materials
- Measurement anvils are flat

Inch				Metric			
Code No.	Range	Resolution	Accuracy	Range	Resolution	Accuracy	Throat Depth
495-01-2	0-.4"	.0005"	±.0008"	0-10mm	0.01mm	±0.015mm	30mm
495-01-4	0-.4"	.0005"	±.0008"	0-10mm	0.01mm	±0.015mm	50mm
495-01-6	0-.4"	.0005"	±.0008"	0-10mm	0.01mm	±0.015mm	120mm
495-01-5	0-.4"	.00005"	±.0002"	0-10mm	0.001mm	±0.004mm	30mm
495-01-7	0-.4"	.00005"	±.0002"	0-10mm	0.001mm	±0.004mm	50mm
495-01-9	0-.4"	.00005"	±.0002"	0-10mm	0.001mm	±0.005mm	120mm

Digital Thickness Gauges

495 Series



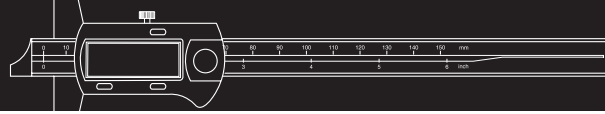
495-02-0

unit:mm

FEATURES

- Resolution: .0005" or .00005" / 0.01mm or 0.001mm
- Designed for the measurement of paper, film, wire, sheet metal, jewelry, leather and similar materials
- Measurement anvils are flat

Inch				Metric			
Code No.	Range	Resolution	Accuracy	Range	Resolution	Accuracy	Deep Throat
495-01-0	0-.4"	.0005"	±.001"	0-10mm	0.01mm	±0.015mm	30mm
495-02-0	0-.4"	.0005"	±.001"	0-10mm	0.01mm	±0.015mm	120mm
495-01-3	0-.4"	.00005"	±.0005"	0-10mm	0.001mm	±0.01mm	30mm
495-02-3	0-.4"	.00005"	±.0005"	0-10mm	0.001mm	±0.01mm	120mm



Digital Thickness Gauges

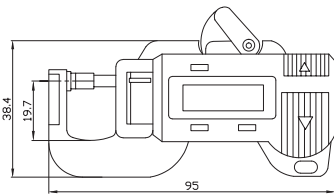
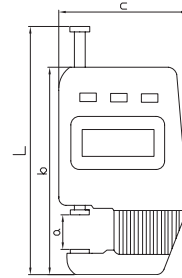
325 Series



325-30-0



325-50-0



FEATURES


- Resolution: .0005" / 0.01mm
- For measuring the thickness of paper, film, wire, sheet metal, jewelry, leather and similar materials
- Light weight, easy to operate
- Inch/Metric conversion

Horizontal	Inch	Metric			Dimensions					
Code No.	Range	Resolution	Accuracy	Range	Resolution	Accuracy	L	a	b	c
325-30-0	0-.5"	.0005"	±.0015"	0-12mm	0.01mm	±0.03mm	102.6mm	15.5mm	83.6mm	51mm
325-32-0	0-1"	.0005"	±.0015"	0-25mm	0.01mm	±0.04mm	132.8mm	26mm	104mm	61mm

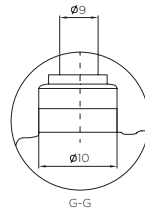
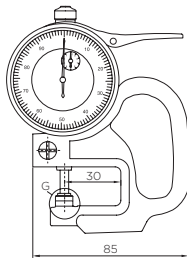
Vertical	Inch	Metric			Dimensions					
Code No.	Range	Resolution	Accuracy	Range	Resolution	Accuracy	L	a	b	c
325-50-0	0-.6"	.0005"	±.0015"	0-15mm	0.01mm	±0.03mm	102.6mm	15.5mm	83.6mm	51mm
325-52-0	0-1"	.0005"	±.0015"	0-25mm	0.01mm	±0.04mm	132.8mm	26mm	104mm	61mm

Thickness Gauges

491 Series



491-01-0

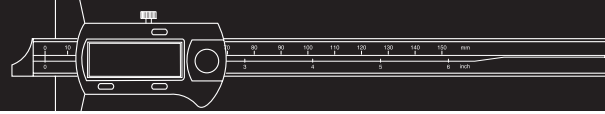


FEATURES

- Graduation: .001" / 0.01mm
- Designed for the measurement of paper, film, wire, sheet metal, jewelry, leather and similar materials
- Measurement anvils are flat

Dial Models				
Code No.	Range	Graduation	Accuracy	Deep Throat
491-01-1	0-.4"	.001"	±.001"	30mm
491-02-1	0-.4"	.001"	±.001"	120mm

Dial Models				
Code No.	Range	Graduation	Accuracy	Deep Throat
491-01-0	0-10mm	0.01mm	±0.015mm	30mm
491-02-0	0-10mm	0.01mm	±0.015mm	120mm

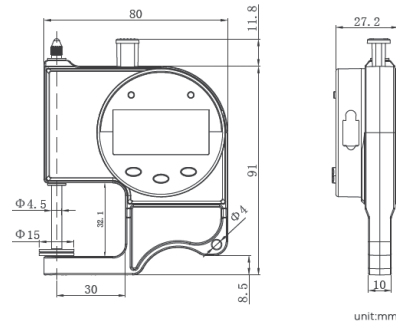


Quick Digital Thickness Gauges

495 Series



60



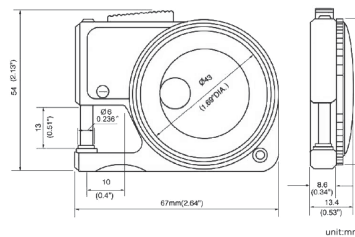
FEATURES

- Resolution: .0005" / 0.01mm
- High strength engineering plastics frame
- Measuring head interchangeable (flat or ball), wide
- measuring range
- Data output
- Depth 30mm

Inch		Metric				
Code No.	Range	Resolution	Accuracy	Range	Resolution	Accuracy
495-00-0	0-1"	.0005"	±.002"	0-25mm	0.01mm	0.05mm

Quick Dial Thickness Gauges

491 Series

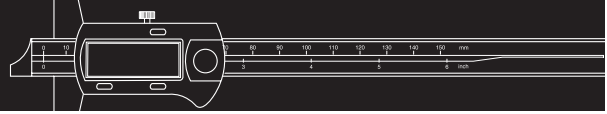


FEATURES

- Graduation: .001" / 0.01mm
- The very compact thickness gauges are designed for carrying convenience and ideally suited for quick inspection of paper, leather, wire, plastic, sheet metal and similar materials
- Aluminum main body, stainless steel or ceramic contact point and anvil

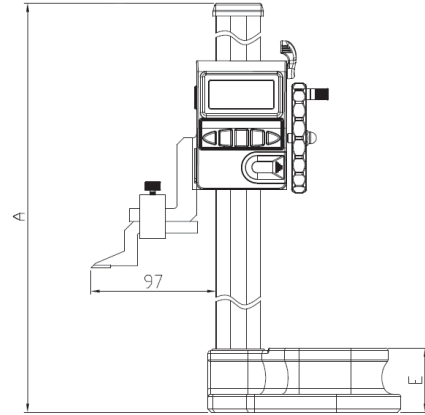
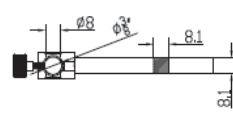
Inch			
Code No.	Range	Graduation	Accuracy
491-00-1	0-.4"	.001"	±.002"

Metric			
Code No.	Range	Graduation	Accuracy
491-00-0	0-25mm	0.01mm	0.05mm



Digital Height Gauges

626 Series



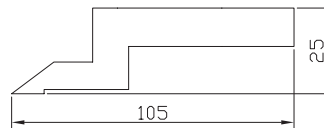
FEATURES

- Resolution: .0005" / 0.01mm
- Built in wireless data transmission
- External digital data input function, no need to
- repeat dial "0" to achieve rapid detection
- Built in external power port
- Protection level IP65

Inch		Metric			Dimensions						
Code No.	Range	Resolution	Accuracy	Range	Resolution	Accuracy	A	B	C	D	E
626-12-2	0-12"	.00005"	±.0015"	0-300mm	0.01mm	±0.04mm	492mm	241mm	150mm	100mm	50mm
626-24-2	0-24"	.00005"	±.0015"	0-600mm	0.01mm	±0.05mm	796mm	274mm	183mm	120mm	57mm

Single Beam Digital Height Gauges with Hand Wheel

626 Series

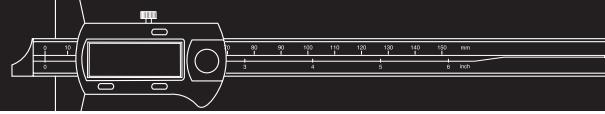


unit:mm

FEATURES

- Resolution: .0005" / 0.01mm
- Large LCD display
- Hand wheel designed for fine adjustment
- Metric/Inch conversion at any position
- Zero setting at any position
- Carbide tipped scriber provided

Inch			Metric	
Code No.	Range	Accuracy	Range	Accuracy
626-12-0	0-12"	±.0015"	0-300mm	±0.04mm
626-18-0	0-18"	±.0015"	0-450mm	±0.04mm
626-24-0	0-24"	±.0020"	0-600mm	±0.05mm

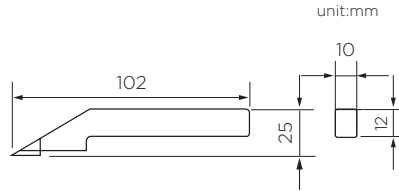


Digital Height Gauges

625 Series



625-24-0



FEATURES

- Resolution: .0005" / 0.01mm
- Origin memory eliminates the need to zero the reading each time the height gauge is turned on
- Can be used with a test indicator and holder for precise measurement
- Inch/Metric conversion
- The fine-adjustment allows the slider to be precisely positioned
- The base is designed with a thermal heat isolation hand grip

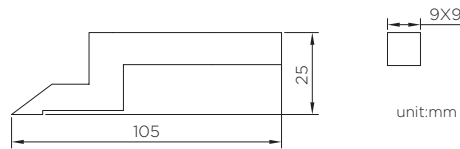
Code No.	Inch		Metric	
	Range	Accuracy	Range	Accuracy
625-12-0	0-12"	±.0015"	0-300mm	±0.04mm
625-24-0	0-24"	±.0020"	0-600mm	±0.05mm
625-40-0	0-40"	±.0040"	0-1000mm	±0.07mm

Double Beam Digital Counter Height Gauges

623 Series



623-18-0

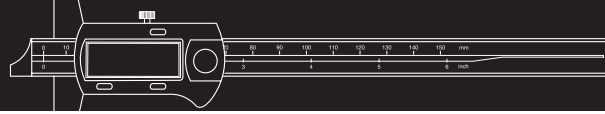


FEATURES

- Graduation: .001" / 0.01mm.
- Position is displayed by a combination of the digit counter and the dial
- Hand wheel design for both coarse and fine adjustments
- Digit counter graduation: Inch .1" / Metric 1mm
- The digit counters provide bi-directional positioning and the capability of setting zero at any position

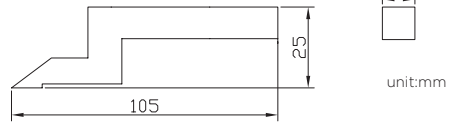

Inch		
Code No.	Range	Accuracy
623-12-1	0-12"	±.0015"
623-18-1	0-18"	±.0020"
623-24-1	0-24"	±.0020"
623-40-1	0-40"	±.0030"

Metric		
Code No.	Range	Accuracy
623-12-0	0-300mm	±0.04mm
623-18-0	0-450mm	±0.05mm
623-24-0	0-600mm	±0.07mm
623-40-0	0-1000mm	±0.07mm



Double Beam Digital Height Gauges

627 Series



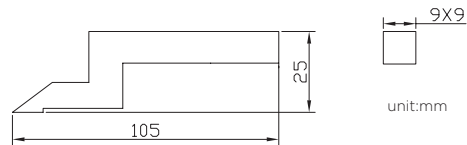
FEATURES

- Resolution: .001" / 0.01mm
- Large LCD display
- Metric/Inch system conversion
- High precision, measurement more accurate
- Designed with hand wheel micro-adjustable rack and pinion for precision positioning
- Can be used with a test indicator and holder for precise measurement

Code No.	Inch		Metric	
	Range	Accuracy	Range	Accuracy
627-12-0	0-12"	±.001"	0-300mm	±0.02mm
627-18-0	0-18"	±.0015"	0-450mm	±0.03mm
627-24-0	0-24"	±.0015"	0-600mm	±0.03mm

Double Beam Digital Height Gauges

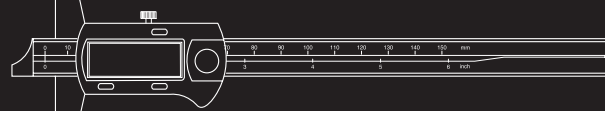
627 Series



FEATURES


- Resolution: .0005" / 0.01mm, or .0002" / 0.005mm switchable
- Large LCD display
- Metric/Inch system conversion
- Preset function
- High precision, measurement more accurate
- Designed with hand wheel micro-adjustable rack and pinion for precision positioning
- Can be used with a test indicator and holder for precise measurement
- SPC data output
- Cable data output: 900-07-0/1

Code No.	Inch		Metric	
	Range	Accuracy	Range	Accuracy
627-12-2	0-12"	±.001"	0-300mm	±0.02mm
627-18-2	0-18"	±.0015"	0-450mm	±0.03mm
627-24-2	0-24"	±.0015"	0-600mm	±0.03mm

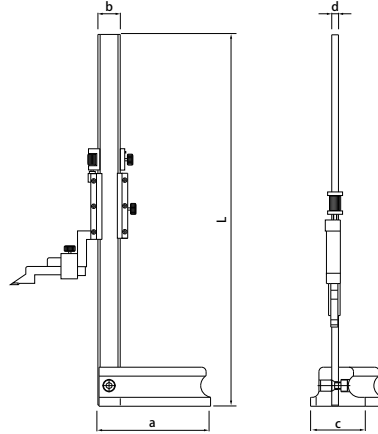


Vernier Height Gauges

621 Series

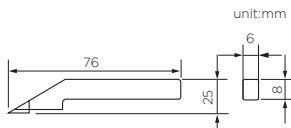


621-12-0

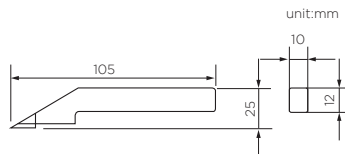


FEATURES

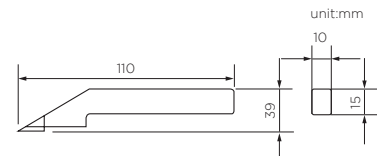
- Graduation:
Inch: .001" or 1/128"
Metric: 0.02mm or 0.05mm
- The fine-adjustment allows the slider to be precisely positioned
- Matte chrome finish
- Stainless steel design
- The base is designed with a thermal heat isolation hand grip



For:621-08-OL 621-08-2L
621-12-OL 621-12-2L



For:621-12-0 621-12-2
621-20-0 621-20-2
621-24-0 621-24-2

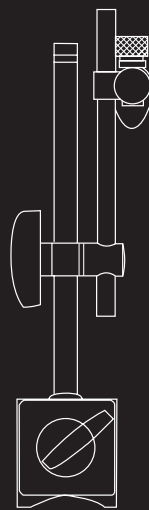



For:621-40-0 621-40-2

Code No.	Inch			Metric			Dimensions				
	Range	Graduation	Accuracy	Range	Graduation	Accuracy	a	b	c	d	L
621-08-OL	0-8"	1/128"	±.0015"	0-200mm	0.05mm	±0.05mm	135mm	20mm	80mm	6mm	330mm
621-12-OL	0-12"	1/128"	±.0015"	0-300mm	0.05mm	±0.05mm	135mm	20mm	80mm	6mm	430mm
621-12-0	0-12"	1/128"	±.0015"	0-300mm	0.05mm	±0.05mm	175mm	30mm	115mm	10.5mm	520mm
621-20-0	0-20"	1/128"	±.0015"	0-500mm	0.05mm	±0.08mm	175mm	30mm	115mm	10.5mm	720mm
621-24-0	0-24"	1/128"	±.0020"	0-600mm	0.05mm	±0.10mm	175mm	30mm	115mm	10.5mm	820mm
621-40-0	0-40"	1/128"	±.0020"	0-1000mm	0.05mm	±0.10mm					
621-08-2L	0-8"	.001"	±.0015"	0-200mm	0.02mm	±0.03mm	135mm	20mm	80mm	6mm	330mm
621-12-2L	0-12"	.001"	±.0015"	0-300mm	0.02mm	±0.04mm	135mm	20mm	80mm	6mm	430mm
621-12-2	0-12"	.001"	±.0015"	0-300mm	0.02mm	±0.04mm	175mm	30mm	115mm	10.5mm	520mm
621-20-2	0-20"	.001"	±.0015"	0-500mm	0.02mm	±0.05mm	175mm	30mm	115mm	10.5mm	720mm
621-24-2	0-24"	.001"	±.0020"	0-600mm	0.02mm	±0.07mm	175mm	30mm	115mm	10.5mm	820mm
621-40-2	0-40"	.001"	±.0020"	0-1000mm	0.02mm	±0.07mm					

Indicators & Dial Gauges

148	IP65 Digital Indicators	170	Extended Range Dial Test Indicators
149	IP67 Digital Indicators	171	Extended Range Dial Test Indicator Sets
150	Digital Indicators	172	Digital Radius Gauges
151	Digital Indicators With Analog Display	172	Centering Indicators
152	Small Range Digital Indicators	173	Axial Support Bracket
153	AGD1 Dial Indicators	173	Surface Gauges
154	AGD2 Dial Indicators	174	Optional Accessories for ASIMETO Test Indicators
158	AGD2 Dial Indicators Shock Proof Series	176	High-Precision Digital Height Gauge
158	AGD2 Dial Indicators IP54 Water Proof Series	179	Dial Gauge Stands
159	Crank Shaft Gauges	180	Precision Granite Stands
159	Dial Comparators	181	Permanent Magnetic Bases
160	Dial Indicators - One revolution for Error-free Reading	182	Magnetic Bases
160	Straight Metric Indicator Stem Bushing	183	Forced Locking Magnetic Bases
161	Back Plunger Dial Indicator Sets	183	Flexible Arm Magnetic Bases
162	Extensions for Dial Indicator	184	Articulating Arm Magnetic Bases
163	Indicator Points	185	Universal Forced Locking Mechanical Arm Magnetic Bases
167	Dial Test Indicators	186	Hydraulic Magnetic Bases
169	Digital Test Indicators	186	Hydraulic Central Locking Mechanism Provide Very Strong Locking Force
169	Dovetail Stem Sets		





IP65 Digital Indicators 407 Series



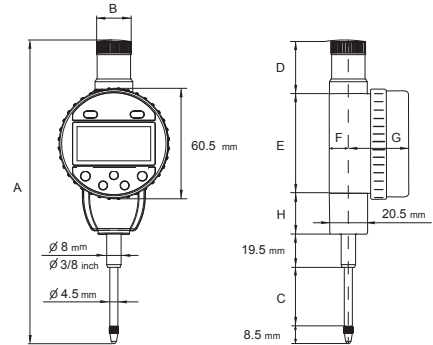
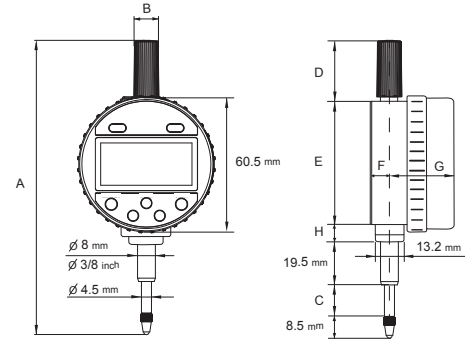
407-01-4



407-02-5



Lifting Level



FEATURES

- Resolution:
 - Inch: .0005"; .00005"
 - Metric: 0.01mm; 0.001mm
- Absolute measurement
- Tolerance measurement feature allows for the upper and lower tolerance for maximum and minimum
- Inch/Metric and ABS/INC conversion
- Flat back (attached) and lug back supplied
- Ø8mm stem diameter for metric models
- Ø3/8" stem diameter for inch models
- 330 deg. screen rotation
- Cable data output: 900-07-0/1
- Wireless data output:
 - Transmitting Device: 901-00-2/7
 - Receiver Device: 901-00-3
- Bluetooth data output: 901-01-0/3

Dimensions											
Code No.	Range	Resolution	Accuracy	A	B	C	D	E	F	G	H
407-01-3	0-.5"	.0005"	±.0015"	137mm	11mm	13.5mm	30mm	60.5mm	8.5mm	31.5mm	5mm
407-02-3	0-1"	.0005"	±.0015"	166.5mm	19.2mm	31.5mm	28mm	56.5mm	11mm	33.2mm	22.5mm
407-03-3	0-2"	.0005"	±.0015"	244mm	19.2mm	56mm	54.5mm	56.5mm	11mm	33.2mm	49mm
407-01-5	0-.5"	.00005"	±.00015"	137mm	11mm	13.5mm	30mm	60.5mm	8.5mm	31.5mm	5mm
407-02-5	0-1"	.00005"	±.00015"	166.5mm	19.2mm	31.5mm	28mm	56.5mm	11mm	33.2mm	22.5mm
407-03-5	0-2"	.00005"	±.0002"	244mm	19.2mm	56mm	54.5mm	56.5mm	11mm	33.2mm	49mm

Dimensions											
Code No.	Range	Resolution	Accuracy	A	B	C	D	E	F	G	H
407-01-2	0-12.7mm	0.01mm	0.02mm	137mm	11mm	13.5mm	30mm	60.5mm	8.5mm	31.5mm	5mm
407-02-2	0-25.4mm	0.01mm	0.02mm	166.5mm	19.2mm	31.5mm	28mm	56.5mm	11mm	33.2mm	22.5mm
407-03-2	0-50.8mm	0.01mm	0.02mm	244mm	19.2mm	56mm	54.5mm	56.5mm	11mm	33.2mm	49mm
407-01-4	0-12.7mm	0.001mm	0.004mm	137mm	11mm	13.5mm	30mm	60.5mm	8.5mm	31.5mm	5mm
407-02-4	0-25.4mm	0.001mm	0.005mm	166.5mm	19.2mm	31.5mm	28mm	56.5mm	11mm	33.2mm	22.5mm
407-03-4	0-50.8mm	0.001mm	0.006mm	244mm	19.2mm	56mm	54.5mm	56.5mm	11mm	33.2mm	49mm

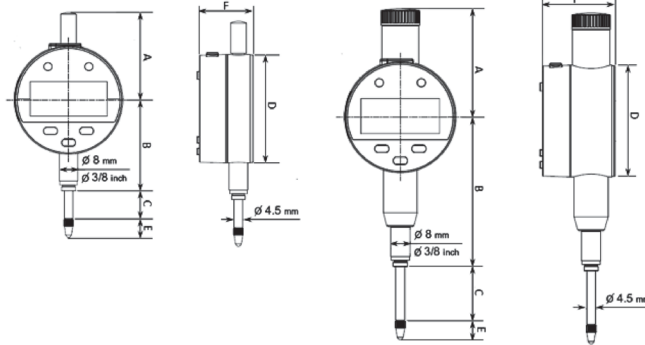


IP67 Digital Indicators

408 Series



408-01-7



FEATURES

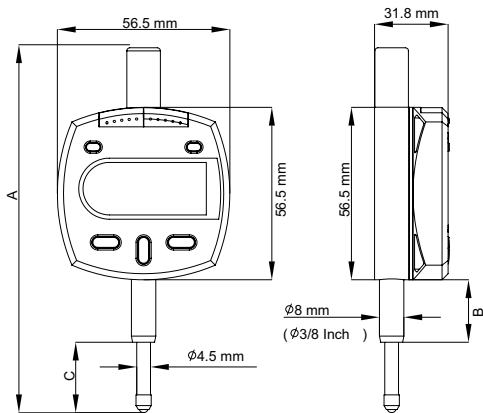
- Resolution: .00005" / 0.001mm
- Inductive measurement system
- Analog display
- With preset value function, the initial value can be set arbitrarily
- Tolerance measurement feature allows for the upper and lower tolerance for maximum and minimum
- ABS/INC conversion
- Inch/Metric conversion
- Built in wireless transmission (optional)
- Automatic power off
- Cable data output: 900-05-4/5
- Wireless data output:
Transmitting Device: 901-00-4/6
Receiver Device: 901-00-3
- Protection level IP67

Inch				Dimensions						
Code No.	Range	Accuracy	Resolution	Data Output Type	A	B	C	D	E	F
408-01-7	0-.5"	±.0003"	.00005"	SPC data output	45.1mm	46.8mm	13.5mm	56.0mm	8.5mm	27.8mm
408-02-7	0-1"	±.0003"	.00005"	SPC data output	54.2mm	75.0mm	27.0mm	56.0mm	8.5mm	36.6mm
408-03-7	0-2"	±.0004"	.00005"	SPC data output	80.2mm	99.5mm	52.0mm	56.0mm	8.5mm	36.6mm
408-04-7	0-4"	±.0006"	.00005"	SPC data output	80.2mm	99.5mm	52.0mm	56.0mm	8.5mm	36.6mm
408-01-9	0-.5"	±.0003"	.00005"	With bluetooth	45.1mm	46.8mm	13.5mm	56.0mm	8.5mm	27.8mm
408-02-9	0-1"	±.0003"	.00005"	With bluetooth	54.2mm	75.0mm	27.0mm	56.0mm	8.5mm	36.6mm
408-03-9	0-2"	±.0004"	.00005"	With bluetooth	80.2mm	99.5mm	52.0mm	56.0mm	8.5mm	36.6mm
408-04-9	0-4"	±.0006"	.00005"	With bluetooth	130.3mm	149.5mm	103.4mm	56.0mm	8.5mm	26.6mm

Metric				Dimensions						
Code No.	Range	Accuracy	Resolution	Data Output Type	A	B	C	D	E	F
408-01-6	0-12.7mm	0.007mm	0.001mm	SPC data output	45.1mm	46.8mm	13.5mm	56.0mm	8.5mm	27.8mm
408-02-6	0-25.4mm	0.008mm	0.001mm	SPC data output	54.2mm	75.0mm	27.0mm	56.0mm	8.5mm	36.6mm
408-03-6	0-50.8mm	0.010mm	0.001mm	SPC data output	80.2mm	99.5mm	52.0mm	56.0mm	8.5mm	36.6mm
408-04-6	0-101.6mm	0.015mm	0.001mm	SPC data output	80.2mm	99.5mm	52.0mm	56.0mm	8.5mm	36.6mm
408-01-8	0-12.7mm	0.007mm	0.001mm	With bluetooth	45.1mm	46.8mm	13.5mm	56.0mm	8.5mm	27.8mm
408-02-8	0-25.4mm	0.008mm	0.001mm	With bluetooth	54.2mm	75.0mm	27.0mm	56.0mm	8.5mm	36.6mm
408-03-8	0-50.8mm	0.010mm	0.001mm	With bluetooth	80.2mm	99.5mm	52.0mm	56.0mm	8.5mm	36.6mm
408-04-8	0-101.6mm	0.015mm	0.001mm	With bluetooth	130.3mm	149.5mm	103.4mm	56.0mm	8.5mm	36.6mm



Digital Indicators 405 Series



405-01-4



405-02-4



FEATURES

- Resolution:
 - Inch: .0005"; .00005"
 - Metric: 0.01mm; 0.001mm
- The maximum, minimum, or runout value can be displayed during measurement.
- Tolerance measurement feature allows for the upper and lower tolerance for maximum and minimum.
- Inch/Metric and ABS/INC conversion
- Flat back (attached) and lug back supplied
- Ø8mm stem diameter for metric models
- Ø3/8" stem diameter for inch models
- Cable data output: 900-20-0

Inch				Dimensions		
Code No.	Range	Resolution	Accuracy	A	B	C
405-95-1	0-.5"	.0005"	±.0015"	122mm	26mm	24mm
405-01-1	0-1"	.0005"	±.0015"	174mm	47mm	41mm
405-02-1	0-2"	.0005"	±.0015"	248mm	71mm	61mm
405-04-1	0-4"	.0005"	±.0015"	396mm	35mm	102mm
405-95-5	0-.5"	.00005"	±.00015"	122mm	26mm	24mm
405-01-5	0-1"	.00005"	±.00015"	174mm	47mm	41mm
405-02-5	0-2"	.00005"	±.0002"	248mm	71mm	61mm
405-04-5	0-4"	.00005"	±.0003"	396mm	35mm	102mm

Metric				Dimensions		
Code No.	Range	Resolution	Accuracy	A	B	C
405-95-0	0-12.7mm	0.01mm	0.02mm	122mm	26mm	24mm
405-01-0	0-25.4mm	0.01mm	0.02mm	174mm	47mm	41mm
405-02-0	0-50.8mm	0.01mm	0.02mm	248mm	71mm	61mm
405-04-0	0-101.6mm	0.01mm	0.03mm	396mm	35mm	102mm
405-95-4	0-12.7mm	0.001mm	0.004mm	122mm	26mm	24mm
405-01-4	0-25.4mm	0.001mm	0.005mm	174mm	47mm	41mm
405-02-4	0-50.8mm	0.001mm	0.006mm	248mm	71mm	61mm
405-04-4	0-101.6mm	0.001mm	0.008mm	396mm	35mm	102mm



Digital Indicators With Analog Display

406 Series



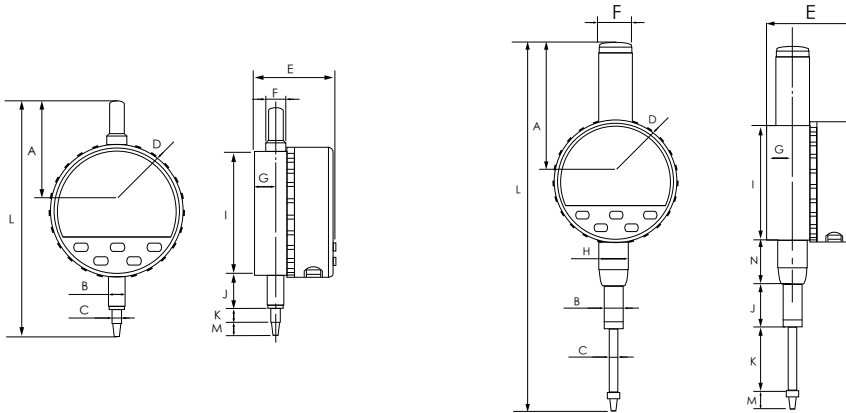
406-05-0

Inch			
Code No.	Range	Resolution	Accuracy
406-25-1	0-.25"	.00005"	±.0003"
406-05-1	0-.5"	.00005"	±.0003"
406-01-1	0-1"	.00005"	±.0006"

Metric			
Code No.	Range	Resolution	Accuracy
406-25-0	0-6.35mm	0.002mm	0.006mm
406-05-0	0-12.7mm	0.002mm	0.008mm
406-01-0	0-25.4mm	0.002mm	0.015mm

FEATURES

- Resolution: .00005" / 0.002mm, 0.001mm
- Absolute measurement
- 330 deg. screen rotation
- Inch/Metric conversion
- Auto power On/Off
- Flat back(attached) and lug back supplied
- Ø8mm stem diameter for metric models
Ø3/8" stem diameter for inch models



Inch	Metric	Dimensions													
Range	Range	A	B	C	D	E	F	G	H	I	J	K	L	M	N
0-.25"	0-6.35mm	45.8mm	8mm	4.5mm	63mm	10mm	39mm	10mm	-	59mm	22mm	8mm	115mm	10mm	-
0-.5"	0-12.7mm	55mm	8mm	4.5mm	63mm	10mm	39mm	10mm	-	59mm	22mm	14.5mm	131mm	10mm	-
0-1"	0-25.4mm	71mm	8mm	4.5mm	63mm	16mm	45mm	10mm	14mm	59mm	22mm	32mm	190mm	10mm	25mm

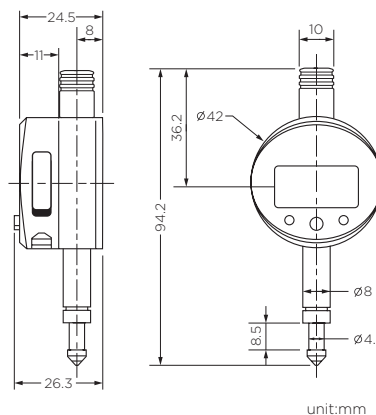


Small Range Digital Indicators

405 Series



405-05-1



FEATURES

- Small size, suitable for limited space
- Absolute/incremental measurement
- Preset real position value
- Metric-inch conversion at any position
- With data output interface
- Auto/manual shutdown
- The main body is made of aerometal

Inch			
Code No.	Range	Resolution	Accuracy
405-05-1	0-.2"	.0005"	±.0008"
405-05-3	0-.2"	.00005"	±.0002"

Metric			
Code No.	Range	Resolution	Accuracy
405-05-0	0-5mm	0.01mm	0.02mm
405-05-2	0-5mm	0.001mm	0.004mm

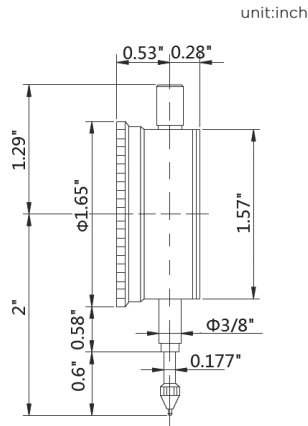


AGD1 Dial Indicators

401 Series



401-06-1



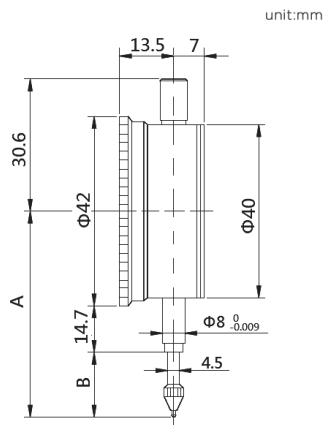
FEATURES

- Graduation:
Inch: .0005" / .001"
Metric: 0.01mm
- Dial face dia.: Ø1.61" / Ø42mm
- Jeweled
- Flat back (attached) and lug back supplied
- Inch models without revolution counter

Code No.	Range	Graduation	Range/Rev.	Dial Reading	Accuracy
401-06-1	0-.25"	.001"	.1"	0-100	±.001"
401-06-3	0-.25"	.001"	.1"	0-50-0	±.001"
401-06-5	0-.25"	.0005"	.05"	0-25-0	±.0005"
401-03-1	0-3mm	0.01mm	0.5mm	0-50	±0.01mm
401-05-1	0-5mm	0.01mm	0.5mm	0-50	±0.012mm
401-05-3	0-5mm	0.01mm	0.5mm	0-25-0	±0.012mm



401-03-0



FEATURES

- Graduation: 0.01mm
- Dial face dia.: Ø1.61" / Ø42mm
- Jeweled
- Flat back (attached) and lug back supplied
- Inch models without revolution counter

							Dimensions	
Code No.	Range	Graduation	Range/Rev.	Dial Reading	Accuracy	A	B	
401-03-0	0-3mm	0.01mm	0.5mm	0-50	0.010mm	46.4mm	10.7mm	
401-05-0	0-5mm	0.01mm	0.5mm	0-50	0.012mm	48.4mm	12.7mm	
401-05-2	0-5mm	0.01mm	0.5mm	0-25-0	0.012mm	48.4mm	12.7mm	



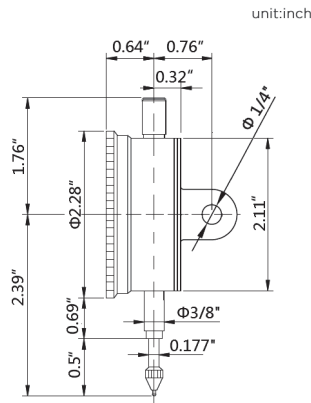
AGD2 Dial Indicators

402 Series

Stem diameter $\varnothing 3/8"$



402-01-5



unit:inch

FEATURES

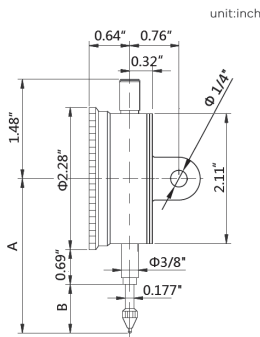
- Graduation: Inch: .0001"
- Easy to read dial face
- Jeweled
- Internal tolerance marker
- Flat back (attached) and lug back supplied
- With counter pointer

Code No.	Range	Graduation	Range/Rev.	Dial Reading	Accuracy
402-01-1	0-.05"	.0001"	.01"	0-100	$\pm 0.0001"$
402-01-3	0-.05"	.0001"	.01"	0-50-0	$\pm 0.0001"$
402-01-5	0-.05"	.0001"	.01"	0-5-0	$\pm 0.0001"$

Stem diameter $\varnothing 3/8"$

FEATURES

- Graduation: Inch: .001" / .0005"
- Easy to read dial face
- Jeweled
- Internal tolerance marker
- Flat back (attached) and lug back supplied
- With counter pointer



unit:inch



402-06-3



402-12-5

Code No.	Range	Graduation	Range/Rev.	Dial Reading	Accuracy	A	B
402-06-1	0-.25"	.001"	.1"	0-100	$\pm 0.002"$	2.54"	0.71"
402-06-3	0-.25"	.001"	.1"	0-50-0	$\pm 0.002"$	2.54"	0.71"
402-06-5	0-.25"	.0005"	.05"	0-25-0	$\pm 0.0015"$	2.54"	0.71"

Code No.	Range	Graduation	Range/Rev.	Dial Reading	Accuracy	A	B
402-12-1	0-.50"	.001"	.1"	0-100	$\pm 0.002"$	2.74"	0.91"
402-12-3	0-.50"	.001"	.1"	0-50-0	$\pm 0.002"$	2.74"	0.91"
402-12-5	0-.50"	.0005"	.05"	0-50	$\pm 0.002"$	2.74"	0.91"
402-26-1	0-1"	.001"	.1"	0-100	$\pm 0.002"$	3.21"	1.38"
402-26-3	0-1"	.001"	.1"	0-50-0	$\pm 0.002"$	3.21"	1.38"
402-26-5	0-1"	.0005"	.05"	0-50	$\pm 0.002"$	3.21"	1.38"



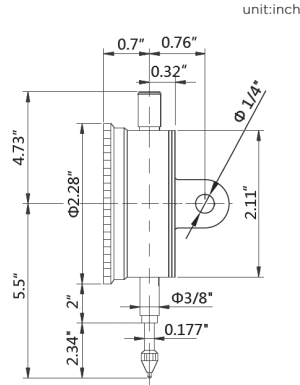
AGD2 Dial Indicators

402 Series

Stem diameter $\varnothing 3/8"$



402-51-1



FEATURES

- Graduation: Inch: .001"
- Easy to read dial face
- Jeweled
- Internal tolerance marker
- Flat back (attached) and lug back supplied
- With counter pointer

Code No.	Range	Graduation	Range/Rev.	Dial Reading	Accuracy
402-51-1	0-2"	.001"	.1"	0-100	±.004"

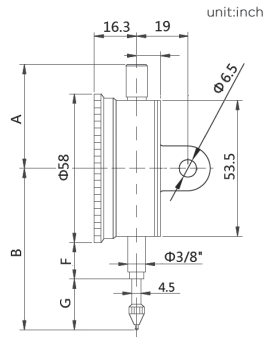
Stem diameter $\varnothing 3/8"$



402-03-1



402-10-1



FEATURES

- Graduation: 0.01mm
- Easy to read dial face
- Jeweled
- Internal tolerance marker
- Flat back (attached) and lug back supplied
- With counter pointer

Dimensions								
Code No.	Range	Graduation	Range/Rev.	Dial Reading	Accuracy	A	B	F
402-03-1	0-3mm	0.01mm	1mm	0-100	±0.01mm	43.7mm	68.5mm	18.3mm
402-03-3	0-3mm	0.01mm	1mm	0-50-0	±0.01mm	43.7mm	68.5mm	18.3mm
402-05-1	0-5mm	0.01mm	1mm	0-100	±0.012mm	43.7mm	68.5mm	18.3mm
402-05-3	0-5mm	0.01mm	1mm	0-50-0	±0.012mm	43.7mm	68.5mm	18.3mm

Dimensions								
Code No.	Range	Graduation	Range/Rev.	Dial Reading	Accuracy	A	B	F
402-10-1	0-10mm	0.01mm	1mm	0-100	0.015mm	43.7mm	68.5mm	18.3mm
402-10-3	0-10mm	0.01mm	1mm	0-50-0	0.015mm	43.7mm	68.5mm	18.3mm
402-20-1	0-20mm	0.01mm	1mm	0-50-0	0.025mm	37.5mm	80.5mm	17.5mm
402-25-3	0-25mm	0.01mm	1mm	0-50-0	0.035mm	37.5mm	80.5mm	17.5mm



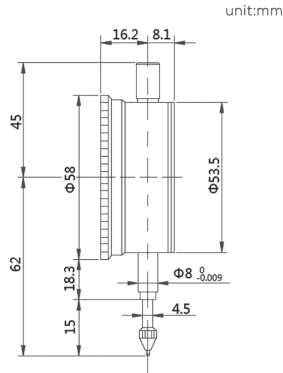
AGD2 Dial Indicators

402 Series

Stem Diameter Ø8mm



402-01-0



FEATURES

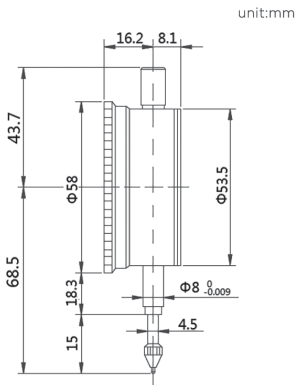
- Graduation: 0.001mm / 0.002mm
- Easy to read dial face
- Jeweled
- Internal tolerance marker
- Flat back (attached) and lug back supplied
- With counter pointer

Code No.	Range	Graduation	Range/Rev.	Dial Reading	Accuracy
402-01-0	0-1mm	0.001mm	0.2mm	0-200	0.005mm
402-01-2	0-1mm	0.001mm	0.2mm	0-100-0	0.005mm
402-01-6	0-1mm	0.002mm	0.4mm	0-100-0	0.006mm
402-01-7	0-1mm	0.002mm	0.4mm	0-100-0	0.006mm
402-01-8	0-1mm	0.001mm	0.1mm	0-100	0.005mm

Stem Diameter Ø8mm



402-10-0



FEATURES

- Graduation: 0.01mm
- Easy to read dial face
- Jeweled
- Internal tolerance marker
- Flat back (attached) and lug back supplied
- With counter pointer

Code No.	Range	Graduation	Range/Rev.	Dial Reading	Accuracy
402-03-0	0-3mm	0.01mm	1mm	0-100	0.010mm
402-03-2	0-3mm	0.01mm	1mm	0-50-0	0.010mm
402-05-0	0-5mm	0.01mm	1mm	0-100	0.012mm
402-05-2	0-5mm	0.01mm	1mm	0-50-0	0.012mm
402-10-0	0-10mm	0.01mm	1mm	0-100	0.015mm
402-10-2	0-10mm	0.01mm	1mm	0-50-0	0.015mm



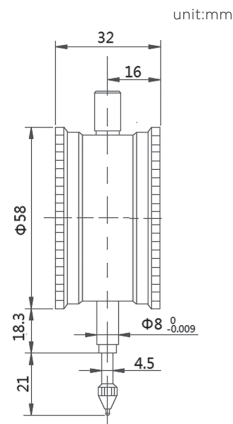
AGD2 Dial Indicators

402 Series

Stem Diameter Ø8mm



402-11-0



FEATURES

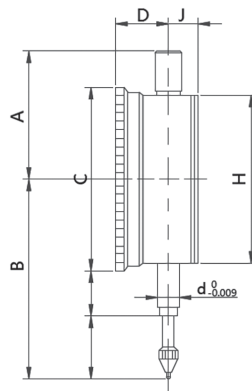
- Graduation: 0.01mm
- Easy to read dial face
- Jeweled
- Internal tolerance marker
- Flat back (attached) and lug back supplied
- With counter pointer

Code No.	Range	Graduation	Range/Rev.	Dial Reading	Accuracy
402-11-0	0-10mm	0.01mm	1mm	0-50-0	0.015mm
				0-100	

Stem Diameter Ø8mm/Ø10mm



402-20-0



FEATURES

- Graduation: 0.01mm
- Easy to read dial face
- Jeweled
- Internal tolerance marker
- Flat back (attached) and lug back supplied
- With counter pointer

Dimensions															
Code No.	Range	Graduation	Range/Rev.	Dial Reading	Accuracy	A	B	C	D	E	F	G	H	J	d
402-20-0	0-20mm	0.01mm	1mm	0-50-0	0.25mm	37.5mm	80.5mm	58mm	16.3mm	19.4mm	17.5mm	34mm	53.5mm	8.4mm	Ø8mm
402-20-2	0-20mm	0.01mm	1mm	0-100	0.25mm	37.5mm	80.5mm	58mm	16.3mm	19.4mm	17.5mm	34mm	53.5mm	8.4mm	Ø8mm
402-25-0	0-25mm	0.01mm	1mm	0-50-0	0.035mm	37.5mm	80.5mm	58mm	16.3mm	19.4mm	17.5mm	34mm	53.5mm	8.4mm	Ø8mm
402-25-2	0-25mm	0.01mm	1mm	0-100	0.035mm	37.5mm	80.5mm	58mm	16.3mm	19.4mm	17.5mm	34mm	53.5mm	8.4mm	Ø8mm
402-30-0	0-30mm	0.01mm	1mm	0-100	0.035mm	37.5mm	88mm	58mm	16mm	20mm	21.5mm	37.5mm	53.5mm	9mm	Ø8mm
402-30-2	0-30mm	0.01mm	1mm	0-50-0	0.035mm	37.5mm	88mm	58mm	16mm	20mm	21.5mm	37.5mm	53.5mm	9mm	Ø8mm
402-50-0	0-50mm	0.01mm	1mm	0-100	0.035mm	108.3mm	126.2mm	58mm	19.2mm	19.3mm	39.5mm	57.7mm	53.5mm	8mm	Ø8mm
402-00-0	0-100mm	0.01mm	1mm	0-100	0.050mm	167.6mm	207.8mm	78mm	19.8mm	20.3mm	60.8mm	108mm	69mm	9mm	Ø10mm

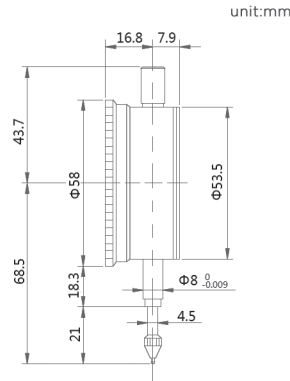


AGD2 Dial Indicators 402 Series Shock Proof Series

Stem Diameter Ø8mm



402-20-8



FEATURES

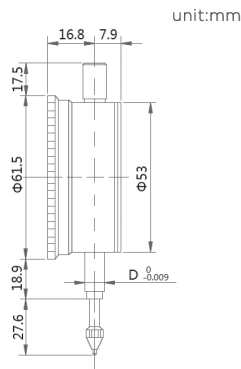
- Graduation: 0.01mm
- Easy to read dial face
- Jeweled
- Internal tolerance marker
- Flat back (attached) and lug back supplied
- With counter pointer

Metric					
Code No.	Range	Graduation	Range/Rev.	Dial Reading	Accuracy
402-05-4	0-5mm	0.01mm	1mm	0-100	0.012mm
402-10-8	0-10mm	0.01mm	1mm	0-100	0.015mm
402-20-8	0-20mm	0.01mm	1mm	0-100	0.025mm

IP54 Water Proof Series



402-10-4



FEATURES


- Graduation:
inch: .001" / .0005"
Metric: 0.01mm
- Easy to read dial face
- Jeweled
- Internal tolerance marker
- Flat back (attached) and lug back supplied
- With counter pointer

Code No.	Range	Graduation	Range/Rev.	Dial Reading	Accuracy
Stem Dia. Ø8mm					
402-10-4	0-10mm	0.01mm	1mm	0-100	0.015mm
Stem Dia. Ø3/8"					
402-26-7	0-0.4"	.001"	.1"	0-100	.002"
Stem Dia. Ø3/8"					
402-26-9	0-0.4"	.0005"	.05"	0-50	.0015"



Crank Shaft Gauges

469 Series



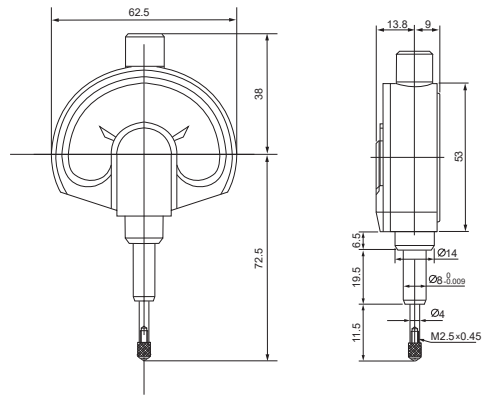
FEATURES

- Graduation: 0.01mm
- For checking crank shafts and crank shaft bearings of motors for ships, cars, trucks etc. Also in departments for grinding crankshafts, repair of crankshafts and especially for checking of motors or compressors in situ.

Code No.	Range	Dial Travel	Resolution
469-10-3	60-300mm	0-3mm	0.01mm
469-10-5	60-500mm	0-3mm	0.01mm

Dial Comparators

422 Series



FEATURES

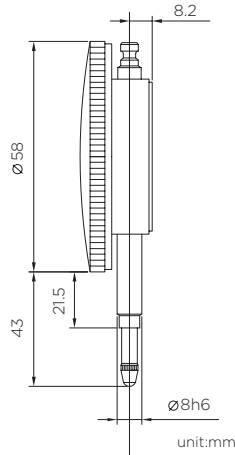
- Resolution: 0.001mm
- High accuracy
- Jeweled and shock proof
- Water and dust resistant design

G Series						
Code No.	Range	Resolution	Dial Reading	Accuracy	D	
422-21-1	±.002"	.00005"	.002 - 0 - .002	±.00006"	3/8"	
422-21-2	±0.05mm	0.001mm	50-0-50	0.0012mm	8mm	



Dial Indicators - One Revolution for Error-free Reading

422 Series



FEATURES


- Graduation: 0.01mm
- AGD2 series, dial face dia. Ø2.20" / Ø58mm
- Easy to read dial face
- A pair of limit hands are provided for quick and easy tolerance judgment
- Provided with an improved resistance to shop floor contaminants such as water and dust
- With Flat back
- With Ø8mm stem diameter

Code No.	Range	Graduation	Dial Reading	Accuracy
422-01-0	±0.4mm	0.01mm	40-0-40	0.009mm

G Series				
Code No.	Range	Graduation	Dial Travel	Accuracy
422-02-1	±0.08mm	0.001mm	90-0-90	0.009mm
422-03-1	±0.2mm	0.005mm	20-0-20	0.009mm
422-04-1	±0.08mm	0.002mm	90-0-90	0.009mm
422-05-1	±0.4mm	0.01mm	40-0-40	0.009mm

Straight Metric Indicator Stem Bushing

500 Series



FEATURES


- Accepts 8mm stem, converts to 3/8" diameter stem
- Straight bushing, no head
- .500" length
- Brass, Nickel Plated

Code No.
500-32-0



Back Plunger Dial Indicator Sets

422 Series



FEATURES

- Ideal for fast, accurate set-ups and measurements on lathes, milling machines, planers, shapers, etc. plus various inspection applications
- Each set includes:
 - Test Indicator, fully jeweled
 - Universal clamp
 - Toolpost holder
 - 5/16" x 3" holding rod
 - 5/16" x 5" holding rod
 - #4 - 48 thread size
 - "G" clamp
 - Level attachment
 - Spherical, tapered and standard anvils are supplied

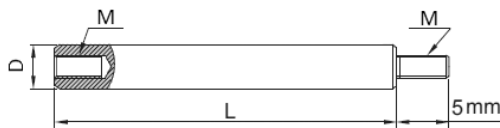

Sets 1				
Code No.	Range	Graduation	Accuracy	Reading
422-15-1	0-.1"	.001"	±.001"	0-50-0
422-15-3	0-.1"	.001"	±.001"	0-100
422-15-0	0-2mm	0.01mm	±0.015mm	0-50-0
422-15-2	0-2mm	0.01mm	±0.015mm	0-100

Sets 2				
Code No.	Range	Graduation	Accuracy	Reading
422-15-7	0-.1"	.001"	±.001"	0-50-0
422-15-9	0-.1"	.001"	±.001"	0-100
422-15-6	0-2mm	0.01mm	±0.015mm	0-50-0
422-15-8	0-2mm	0.01mm	±0.015mm	0-100



Extensions for Dial Indicator

477 Series



FEATURES

- Use to gain extra length
- Stainless steel

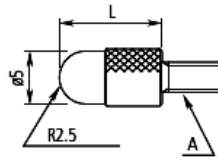
Dimensions				
Code No.	L	D	Thread	Material
477-12-7	1"	0.177"	#4-48UNF	Steel
477-13-7	2"	0.177"	#4-48UNF	Steel
477-14-7	3"	0.177"	#4-48UNF	Steel
477-15-7	4"	0.177"	#4-48UNF	Steel
477-16-7	5"	0.177"	#4-48UNF	Steel
477-17-7	6"	0.177"	#4-48UNF	Steel
Inch Set				
477-04-7	8Pcs Sets 1", 2", 3", 4", 5", 6"	0.177"	#4-48UNF	Steel

Dimensions				
Code No.	L	D	Thread	Material
477-10-6	10mm	4mm	M2.5X0.45	Steel
477-11-6	15mm	4mm	M2.5X0.45	Steel
477-12-6	20mm	4mm	M2.5X0.45	Steel
477-13-6	25mm	4mm	M2.5X0.45	Steel
477-14-6	30mm	4mm	M2.5X0.45	Steel
477-15-6	40mm	4mm	M2.5X0.45	Steel
477-16-6	50mm	4mm	M2.5X0.45	Steel
477-17-6	60mm	4mm	M2.5X0.45	Steel
477-18-6	70mm	4mm	M2.5X0.45	Steel
477-19-6	75mm	4mm	M2.5X0.45	Steel
477-20-6	80mm	4mm	M2.5X0.45	Steel
477-21-6	90mm	4mm	M2.5X0.45	Steel
477-23-6	100mm	4mm	M2.5X0.45	Steel
Metric Set				
477-04-8	each of 10mm, 15mm, 20mm, 25mm, 30mm, 40mm, 50mm, 80mm, 100mm	4mm	M2.5X0.45	Steel



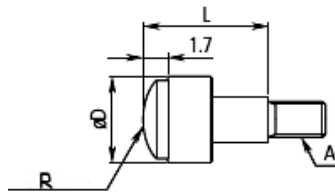
Indicator Points 476 Series

Shell Type Points



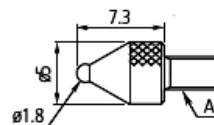
Code No.	Radius	Length	Thread (A)	Material
476-01-0	2.5mm	5mm	M2.5	Steel
476-02-0	2.5mm	10mm	M2.5	Steel
476-03-0	2.5mm	15mm	M2.5	Steel
476-04-0	2.5mm	20mm	M2.5	Steel

Spherical Points



Code No.	Probe Dia.	Radius	Length	Thread (A)	Material
476-05-0	9.53mm	9mm	2.38mm	M2.5	Steel
476-06-0	12.7mm	7mm	3.18mm	M2.5	Steel
476-07-0	10mm	9mm	2.38mm	M2.5	Steel

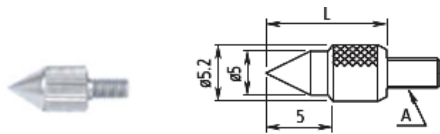
Ball Points



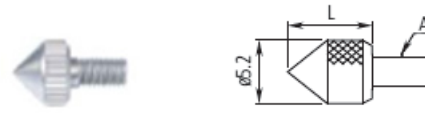
Ball Points					
Code No.	Ball Diameter	Length	Thread (A)	Material	
476-08-0	1mm	7.3mm	M2.5	Carbide Ball	
476-09-0	1.5mm	7.3mm	M2.5	Carbide Ball	
476-10-0	1.8mm	7.3mm	M2.5	Carbide Ball	
476-11-0	2.5mm	7.3mm	M2.5	Carbide Ball	
476-12-0	4mm	7.3mm	M2.5	Carbide Ball	



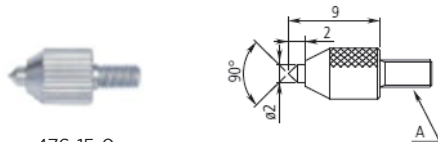
Conical Points



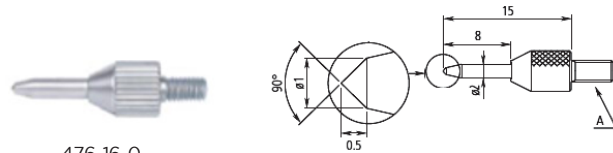
476-13-0



476-14-0



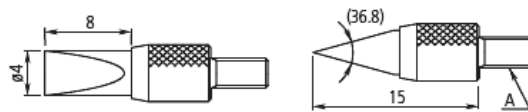
476-15-0



476-16-0

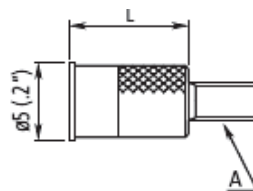
Code No.	Taper Angle	Dia.	Length	Thread (A)	Material
476-13-0	60°	5.2mm	10mm	M2.5	Steel
476-14-0	90°	5.2mm	5mm	M2.5	Steel
476-15-0	90°	5.2mm	9mm	M2.5	Steel
476-16-0	90°	1mm	15mm	M2.5	Steel

Knife Edge Point



Code No.	Dia.	Length	Thread (A)	Material
476-17-0	4mm	8mm	M2.5	Steel

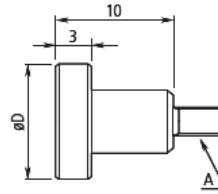
Flat Points



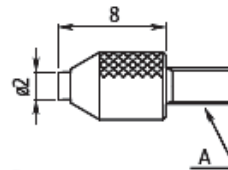
Code No.	Dia.	Length	Thread (A)	Material
476-18-0	5mm	8mm	M2.5	Steel
476-19-0	5mm	10mm	M2.5	Steel



Flat Points

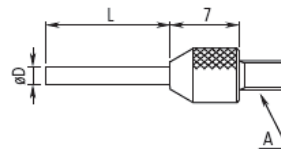


Code No.	Dia.	Length	Thread (A)	Material
476-20-0	10mm	10mm	M2.5	Steel
476-21-0	15mm	10mm	M2.5	Steel
476-22-0	20mm	10mm	M2.5	Steel
476-23-0	25mm	10mm	M2.5	Steel
476-24-0	30mm	10mm	M2.5	Steel



Code No.	Dia.	Length	Thread (A)	Material
476-25-0	2mm	8mm	M2.5	Carbide

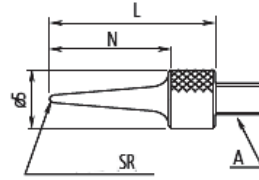
Needle Points



Code No.	Dia.	Length	Thread (A)	Material
476-26-0	0.45mm	3mm	M2.5	Carbide
476-27-0	0.45mm	5mm	M2.5	Carbide
476-28-0	1mm	3mm	M2.5	Carbide
476-29-0	1mm	5mm	M2.5	Carbide
476-30-0	1mm	8mm	M2.5	Carbide
476-31-0	1mm	10mm	M2.5	Carbide
476-32-0	1mm	20mm	M2.5	Carbide
476-33-0	1mm	40mm	M2.5	Carbide
476-34-0	1.5mm	5mm	M2.5	Carbide
476-35-0	1.5mm	10mm	M2.5	Carbide
476-36-0	1.5mm	13mm	M2.5	Carbide
476-37-0	1.5mm	20mm	M2.5	Carbide
476-38-0	1.5mm	40mm	M2.5	Carbide
476-39-0	2mm	8mm	M2.5	Carbide
476-40-0	2mm	18mm	M2.5	Carbide
476-41-0	2mm	28mm	M2.5	Carbide
476-42-0	2mm	40mm	M2.5	Carbide

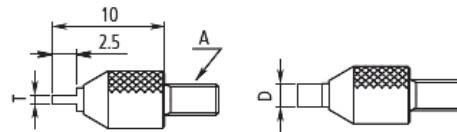


Needle Points



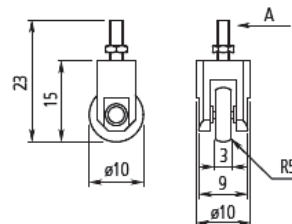
Code No.	Dia.	Tip Radius	Length	Thread	Material
476-43-0	2mm	0.4mm	11mm	M2.5	Steel
476-44-0	2mm	0.2mm	13mm	M2.5	Steel
476-45-0	3mm	0.4mm	21mm	M2.5	Steel
476-46-0	3mm	0.4mm	31mm	M2.5	Steel

Knife Edge Points



Code No.	Blade Thickness	Blade Width	Blade Length	Thread	Material
476-47-0	0.4mm	2mm	2.5mm	M2.5	Steel
476-48-0	0.6mm	2mm	2.5mm	M2.5	Steel
476-49-0	1mm	4mm	2.5mm	M2.5	Steel

Roller Point



Roller Point					
Code No.	Roller Diameter	Roller Thickness	Roller Surface Arc Radius	Thread	Material
476-50-0	0.4mm	2mm	5mm	M2.5	Steel

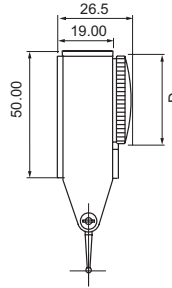
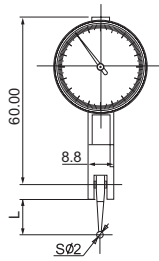


Dial Test Indicators

501/502/511/512 Series



Horizontal



FEATURES

- Graduation:
Inch: .0001"; .0005",
Metric: 0.002mm; 0.01mm
- Jeweled bearings
- Inch unit comes with Ø3/8" dovetail stems
- Metric unit comes with Ø8mm dovetail stems
- Easy to read yellow face
- Horizontal models and Vertical models are available
- Ruby contact point
- 501-02-1 is with copper body

Full Set:



Stem Dia.
Metric: Ø8mm
Inch: Ø3/8"



Stem Dia.
Metric: 4mm
Inch: .157"



Swivel Clamp
Metric: for Ø4mm & Ø8mm Dia.
Inch: for Ø3/8" & Ø .157" Dia.



Steel point
DIA. Ø1mm



Carbide tipped point
DIA. Ø2mm



Holding Bar
Metric: 9 x 9 x 100mm
Inch: .25" x .5" x 4"

Base Set:



Wrench



Stem Dia.
Metric: Ø8mm
Inch: Ø3/8"

Carbide tipped point
DIA. Ø2mm

Code No.	Set Code No.	Range	Resolution	Dial Reading	Accuracy	L	Note
D: Ø32mm / Ø1.26" Dia.							
501-78-3	501-78-7	.008"	.0001"	0-4-0	±.0001"	12.8mm	Horizontal
501-73-3	501-73-8	.03"	.0005"	0-15-0	±.0005"	13.5mm	Horizontal
501-73-6	-	.03"	.0005"	0-15-0	±.0005"	24mm	Horizontal

Code No.	Set Code No.	Range	Resolution	Dial Reading	Accuracy	L	Note
D: Ø32mm / Ø1.26" Dia.							
501-02-1	-	0.2mm	0.002mm	0-100-0	0.004mm	12.2mm	Horizontal
501-02-2	501-02-7	0.2mm	0.002mm	0-100-0	0.004mm	12.8mm	Horizontal
501-05-2	501-05-7	0.5mm	0.01mm	0-25-0	0.013mm	14.4mm	Horizontal
501-08-2	501-08-7	0.8mm	0.01mm	0-40-0	0.013mm	14.4mm	Horizontal
501-08-8	-	0.8mm	0.01mm	0-40-0	0.013mm	25.4mm	Horizontal
501-10-2	501-10-7	1.0mm	0.01mm	0-50-0	0.013mm	18.8mm	Horizontal
501-10-8	-	1.0mm	0.01mm	0-50-0	0.013mm	32.6mm	Horizontal
D: Ø40mm / Ø1.57" Dia.							
502-02-2	502-02-7	0.2mm	0.002mm	0-100-0	0.004mm	12.8mm	Horizontal
502-05-2	502-05-7	0.5mm	0.01mm	0-25-0	0.013mm	14.4mm	Horizontal
502-08-2	502-08-7	0.8mm	0.01mm	0-40-0	0.013mm	14.4mm	Horizontal
502-10-2	502-10-7	1.0mm	0.01mm	0-50-0	0.013mm	18.8mm	Horizontal




Dial Test Indicators

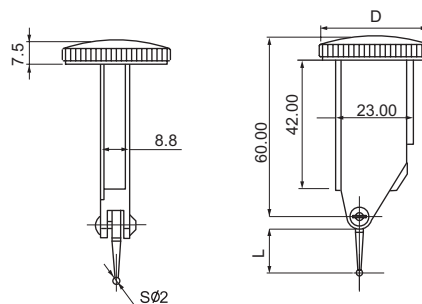
501/502/511/512 Series

G Series							
Code No.	Set Code No.	Range	Resolution	Dial Reading	Accuracy	L	Note
D:Ø32mm/Ø1.26" Dia.							
501-02-6	-	0.2mm	0.002mm	0-100-0	0.004mm	11.8mm	Horizontal
501-08-6	-	0.8mm	0.01mm	0-40-0	0.008mm	11.8mm	Horizontal
D:Ø40mm/Ø1.57" Dia.							
502-02-6	-	0.2mm	0.002mm	0-100-0	0.004mm	11.8mm	Horizontal
502-08-6	-	0.8mm	0.01mm	0-40-0	0.008mm	11.8mm	Horizontal

G Series							
Code No.	Set Code No.	Range	Resolution	Dial Reading	Accuracy	L	Note
D:Ø32mm/Ø1.26" Dia.							
511-02-6	-	0.2mm	0.002mm	0-100-0	0.004mm	11.8mm	Horizontal
511-08-6	-	0.8mm	0.01mm	0-40-0	0.013mm	11.8mm	Horizontal
D:Ø40mm/Ø1.57" Dia.							
512-02-6	-	0.2mm	0.002mm	0-100-0	0.004mm	11.8mm	Horizontal
512-08-6	-	0.8mm	0.01mm	0-40-0	0.013mm	11.8mm	Horizontal



Vertical

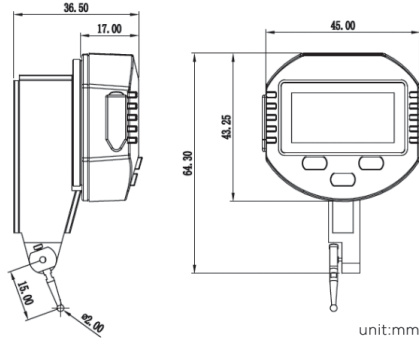


Code No.	Set Code No.	Range	Resolution	Dial Reading	Accuracy	L	Note
D:Ø32mm/Ø1.26" Dia.							
501-78-5	-	.008"	.0001"	0-4-0	±.0001"	12.8mm	Vertical
501-73-5	-	.03"	.0005"	0-15-0	±.0005"	13.5mm	Vertical

Code No.	Set Code No.	Range	Resolution	Dial Reading	Accuracy	L	Note
D:Ø32mm/Ø1.26" Dia.							
501-02-4	-	0.2mm	0.002mm	0-100-0	0.004mm	12.8mm	Vertical
501-05-4	-	0.5mm	0.01mm	0-25-0	0.013mm	14.4mm	Vertical
501-08-4	-	0.8mm	0.01mm	0-40-0	0.013mm	14.4mm	Vertical
501-10-4	-	1.0mm	0.01mm	0-50-0	0.013mm	18.8mm	Vertical
D:Ø40mm/Ø1.57" Dia.							
502-02-4	-	0.2mm	0.002mm	0-100-0	0.004mm	12.8mm	Vertical
502-05-4	-	0.5mm	0.01mm	0-25-0	0.013mm	14.4mm	Vertical
502-08-4	-	0.8mm	0.01mm	0-40-0	0.013mm	14.4mm	Vertical
502-10-4	-	1.0mm	0.01mm	0-50-0	0.013mm	18.8mm	Vertical



Digital Test Indicators 505 Series



unit:mm

FEATURES

- Built in wireless transmission
- Analog pointer display
- Protection level IP65



Inch				Metric		
Code No.	Range	Resolution	Accuracy	Range	Resolution	Accuracy
505-01-2	0-0.03"	.00005"	.0005"	0-0.8mm	0.001mm	0.013mm
505-01-4	0-0.008"	.00005"	.0002"	0-0.2mm	0.001mm	0.005mm

Dovetail Stem Sets 500 Series



Knurled Clamping Ring

Dovetail Stem Sets	
Code No.	Size
500-31-1	3/8"
500-31-3	5/32"
500-31-0	8mm
500-31-2	6mm
500-31-5	4mm



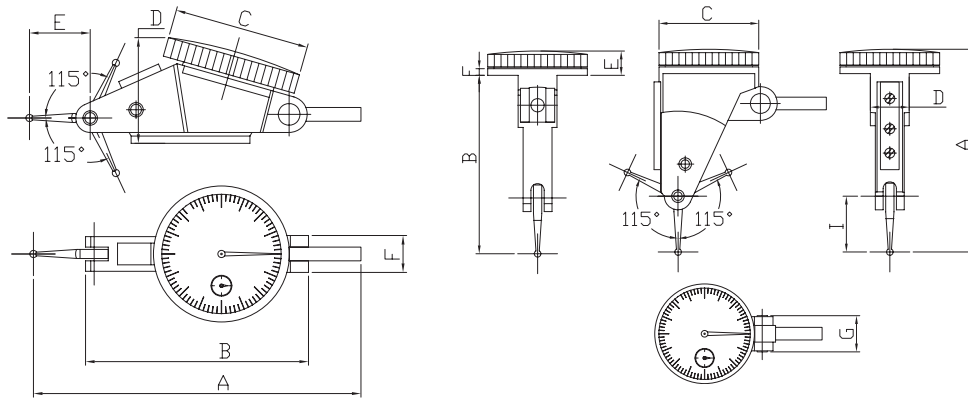
Extended Range Dial Test Indicators

503/504 Series



FEATURES

- Graduation:
Inch: .0005" / .001"
Metric: 0.01mm
- Jeweled bearing design and resistant to magnetic fields
- Stem diameter: Inch: 5/32", Metric: 4mm
- Ruby contact point swivel 210 degrees
- Horizontal and vertical models are available
- 30 and 38mm dial diameters are available



Vertical												
Code No.	Range	Resolution	Dial Reading	Accuracy	Note	A	B	C	D	E	F	G
Ø30mm/Ø1.18" Dia.												
503-06-1	.060"	.001"	0-15-0	±.0012"	Horizontal	91mm	64mm	30mm	36mm	19.7mm	12.3mm	
503-56-1	.060"	.0005"	0-15-0	±.0012"	Horizontal	91mm	64mm	30mm	36mm	19.7mm	12.3mm	
503-06-3	.060"	.001"	0-15-0	±.0012"	Vertical	66mm	57.5mm	30mm	12mm	8.5mm	20mm	12.3mm
503-56-3	.060"	.0005"	0-15-0	±.0012"	Vertical	66mm	57.5mm	30mm	12mm	8.5mm	20mm	12.3mm
Ø38mm/Ø1.50" Dia.												
504-56-1	.060"	.0005"	0-15-0	±.0012"	Horizontal	91mm	64mm	38mm	36mm	19.7mm	12.3mm	
504-56-3	.060"	.0005"	0-15-0	±.0012"	Vertical	66mm	57.5mm	38mm	12mm	8.5mm	20mm	12.3mm

Horizontal												
Code No.	Range	Resolution	Dial Reading	Accuracy	Note	A	B	C	D	E	F	G
Ø30mm/Ø1.18" Dia.												
503-56-0	1.6mm	0.01mm	0-40-0	0.02mm	Horizontal	91mm	64mm	30mm	36mm	19.7mm	12.3mm	
503-56-2	1.6mm	0.01mm	0-40-0	0.02mm	Vertical	66mm	57.5mm	30mm	12mm	8.5mm	20mm	12.3mm
Ø38mm/Ø1.50" Dia.												
504-56-0	1.6mm	0.01mm	0-40-0	0.02mm	Horizontal	91mm	64mm	38mm	36mm	19.7mm	12.3mm	
504-56-2	1.6mm	0.01mm	0-40-0	0.02mm	Vertical	66mm	57.5mm	38mm	12mm	8.5mm	20mm	12.3mm



Extended Range Dial Test Indicator Sets

504 Series

SET#1



504-81-1

FEATURES

- Double the range of the most of indicators
- Jeweled movement and easy to read dial
- Range: 0 - .060"
- Two dovetail stems and 3 contact points included:
Stems: 3/8" & 5/32",
Points: .04" (hardened steel), .08",
.12" (tungsten carbide) x 5/8" long

Indicator Code No.	Set Code No.	Range	Graduation	Dial Dia.	Accuracy
503-56-0	504-81-0	1.6mm	0.01mm	30mm	0.002mm
504-56-1	504-81-1	.060"	.0005"	1.5"	±0.0012"
503-56-1	504-81-3	.060"	.0005"	1.0"	±0.0012"
503-06-1	504-81-5	.060"	.001"	1.0"	±0.0012"

SET#2



504-82-1

FEATURES


- Double the range of the most of indicators
- Jeweled movement and easy to read dial
- Supplied with Xtra-Mag magnetic base
- Range: 0 - .060", Graduation: .0005"
- Dial Reading 0-15-0, Dial Dia.: 1-5/16"
- 5/32" Stem, dovetail on front and back

Indicator Code No.	Set Code No.	Range	Graduation	Dial Dia.	Accuracy
504-56-0	504-82-0	1.6mm	0.01mm	38mm	0.02mm
504-56-1	504-82-1	.060"	.0005"	1.5"	±0.0012"



Digital Radius Gauges

495 Series



60

FEATURES

- Resolution: .0002" / 0.005mm
- Inch/Metric conversion
- With 5 Bases: 10mm, 20mm, 30mm, 60mm, 100mm

Code No.	Range	Indicator	Accuracy
495-17-0	R5-999.99mm	0-12.5mm/0.005mm	0.5mm

Centering Indicators

469 Series



469-00-6

FEATURES

- Graduation: .0005" / 0.01mm
- Provides a simplified method of centering a work piece or fixture on horizontal for vertical machines, internal or external diameters. Face of indicator remains stationary in any desired position while the machine spindle rotates, leaving the operator with both hands free to accurately position the machine table
- Shank Dia.: $\varnothing 3/8"$ / $\varnothing 10$ mm
- Operating speed not to exceed 800 RPM
- Range:
Internal: $5/32"$ - $12"$ / 4 - 300mm
External: Up to $12"$ / 300mm

Inch Set			Metric Set		
Code No.	Dial Range	Accuracy	Code No.	Dial Range	Accuracy
469-00-8	0.0015"	$\pm 0.002"$	469-00-6	0.01mm	0.005mm

Parts				
Code No.	Description	Length	Capacity	
469-01-1	6 pcs Feeler Set	-	-	
469-01-2	ID Feeler	2"/50mm	4"/100mm	
469-01-3	ID Feeler	4"/100mm	8"/200mm	
469-01-4	ID Feeler	6"/150mm	12"/300mm	
469-01-5	OD Feeler	2"/50mm	4"/100mm	
469-01-6	OD Feeler	4"/100mm	8"/200mm	
469-01-7	OD Feeler	6"/150mm	12"/300mm	
469-01-8	Center Locating Feeler	-	-	
469-01-9	Feeling Rod	-	-	



Axial Support Bracket

500 Series



FEATURES

- Used for mounting Indicators with dovetails or rods
- 3/8" diameter body for secure clamping, with 5-1/2" overall reach
- Bends in many directions

Code No.	Shank Dia.	Overall Length
500-26-0	3/8"	51/4"

Surface Gauges

500 Series



FEATURES

- Base hardened
- Bottom grooved for cylindrical work
- Front end recessed for depressing spindle below base level
- Knurled thumb screw in rocker for extra fine adjustment
- Includes scriber
- Universal Surface Gauge includes clamp attachment (with 5/32" and 15/64" holes) for holding indicators, scribers, etc

Code No.	Description	Spindles	Base Dimensions (L x W x H)
500-28-4	Small Toolmaker's Surface Gauge	7"	2-1/8" x 1-9/16" x 3/4"
500-29-4	Universal Surface Gauge	9" and 12"	3-5/16" x 2-9/16" x 1-1/16"



Optional Accessories for ASIMETO Test Indicators

500 Series

Contact Points



Steel	Carbide	Ruby	Indicator Range	Tipp Dia.	Length
500-75-1	-	-	0.2mm/0.002mm	Ø1mm	12.8mm
500-76-1	500-76-2	500-76-3		Ø2mm	12.8mm
500-77-1	500-77-2	-		Ø3mm	12.8mm
500-55-1	-	-	0.5mm/0.01mm	Ø1mm	14.4mm
500-52-1	500-52-2	500-52-3		Ø2mm	14.4mm
500-57-1	500-57-2	-		Ø3mm	14.4mm
500-55-1	-	-	0.8mm/0.01mm	Ø1mm	14.4mm
500-52-1	500-52-2	500-52-3		Ø2mm	14.4mm
500-57-1	500-57-2	-		Ø3mm	14.4mm
500-11-1	-	-	1.0mm/0.01mm	Ø1mm	18.8mm
500-12-1	500-12-2	500-12-3		Ø2mm	18.8mm
500-13-1	500-13-2	-		Ø3mm	18.8mm
500-85-1	-	-	1.6mm/0.01mm	Ø1mm	18.8mm
500-88-1	500-88-2	500-88-3		Ø2mm	18.8mm
500-89-1	500-89-2	-		Ø3mm	18.8mm
500-75-1	-	-	.008"/.0001"	Ø1mm	12.8mm
500-76-1	500-76-2	500-76-3		Ø2mm	12.8mm
500-77-1	500-77-2	-		Ø3mm	12.8mm
500-61-1	-	-	.03"/.0005"	Ø1mm	13.5mm
500-62-1	500-62-2	500-62-3		Ø2mm	13.5mm
500-63-1	500-63-2	-		Ø3mm	13.5mm
500-81-1	-	-	.06"/.001"/.06"/.0005"	Ø1mm	18.0mm
500-86-1	500-86-2	500-86-3		Ø2mm	18.0mm
500-83-1	500-83-2	-		Ø3mm	18.0mm



Optional Accessories for ASIMETO Test Indicators

500 Series

Swivel Clamps



Code No.	Description
500-25-1	For 3/8" & 5/32" dia. Dovetail Stem
500-25-2	For 8mm & 6mm dia. Dovetail Stem
500-25-3	For 8mm & 4mm dia. Dovetail Stem

Holding Bars



Code No.	Size
500-21-1	.25 x .5", Length: 2"
500-21-3	.25 x .5", Length: 4"
500-21-0	9 x 9mm, Length: 50mm
500-21-2	9 x 9mm, Length: 100mm
500-21-4	10 x 12mm, Length: 50mm
500-21-6	10 x 12mm, Length: 100mm

Centering Holders



FEATURES

- Allows large diameter cylinders or holes to be centered

Code No.	Description
500-35-0	For 3/8" & 5/32" dia. Dovetail Stem
500-35-1	For 8mm & 6mm dia. Dovetail Stem



High-Precision Digital Height Gauge

671/672 Series



FEATURES

- Reading: 0.1μm/1μm switchable
- Inch/Metric conversion
- Support data transmission and Bluetooth data transmission
- Built-in lithium battery
- Power supply :
Input: AC 100-240V 50-60Hz
Output: DC 5V/2A



Code No.	Range	Base	Pillar	Resolution	Repeatability	Accuracy	Measuring Force
671-01-0	0-50mm	130 x 130mm Ceramic	320 x Φ35mm	0.1μm/1μm	≤ 0.2μm	≤ 1μm	0.8-1.2N
671-01-2	0-50mm	400 x 300mm Granite	320 x Φ35mm	0.1μm/1μm	≤ 0.2μm	≤ 1μm	0.8-1.2N
671-02-0	0-100mm	130 x 130mm Ceramic	320 x Φ35mm	0.1μm/1μm	≤ 0.2μm	≤ 2μm	0.8-1.2N
671-02-2	0-100mm	400 x 300mm Granite	320 x Φ35mm	0.1μm/1μm	≤ 0.2μm	≤ 2μm	0.8-1.2N




Code No.	Range	Base	Pillar	Resolution	Repeatability	Accuracy	Measuring Force
672-01-0	0-50mm	130 x 130mm Ceramic	320 x Φ35mm	0.1μm/1μm	≤ 0.2μm	≤ 1μm	0.8-1.2N
672-01-2	0-50mm	400 x 300mm Granite	320 x Φ35mm	0.1μm/1μm	≤ 0.2μm	≤ 1μm	0.8-1.2N
672-02-0	0-100mm	130 x 130mm Ceramic	320 x Φ35mm	0.1μm/1μm	≤ 0.2μm	≤ 2μm	0.8-1.2N
672-02-2	0-100mm	400 x 300mm Granite	320 x Φ35mm	0.1μm/1μm	≤ 0.2μm	≤ 2μm	0.8-1.2N



High-Precision Digital Height Gauge

671/672 Series



FEATURES

- Reading: 0.5μm/1μm switchable
- Inch/Metric conversion
- Support data transmission and Bluetooth data transmission
- Built-in lithium battery
- Power supply :
Input: AC 100-240V 50-60Hz
Output: DC 5V/2A



Code No.	Range	Base	Pillar	Resolution	Repeatability	Accuracy	Measuring Force
671-10-0	0-50mm	130 x 130mm Ceramic	320 x Φ35mm	0.5μm/1μm	≤ 0.5μm	≤ 1.5μm	0.8-1.2N
671-10-2	0-50mm	400 x 300mm Granite	320 x Φ35mm	0.5μm/1μm	≤ 0.5μm	≤ 1.5μm	0.8-1.2N
671-12-0	0-100mm	130 x 130mm Ceramic	320 x Φ35mm	0.5μm/1μm	≤ 0.5μm	≤ 3μm	0.8-1.2N
671-12-2	0-100mm	400 x 300mm Granite	320 x Φ35mm	0.5μm/1μm	≤ 0.5μm	≤ 3μm	0.8-1.2N



Code No.	Range	Base	Pillar	Resolution	Repeatability	Accuracy	Measuring Force
672-10-0	0-50mm	130 x 130mm Ceramic	320 x Φ35mm	0.5μm/1μm	≤ 0.5μm	≤ 1.5μm	0.8-1.2N
672-10-2	0-50mm	400 x 300mm Granite	320 x Φ35mm	0.5μm/1μm	≤ 0.5μm	≤ 1.5μm	0.8-1.2N
672-12-0	0-100mm	130 x 130mm Ceramic	320 x Φ35mm	0.5μm/1μm	≤ 0.5μm	≤ 3μm	0.8-1.2N
672-12-2	0-100mm	400 x 300mm Granite	320 x Φ35mm	0.5μm/1μm	≤ 0.5μm	≤ 3μm	0.8-1.2N



High-Precision Digital Height Gauge

671/672 Series



FEATURES

- Reading: 1µm switchable
- Inch/Metric conversion
- Support data transmission and Bluetooth data transmission
- Built-in lithium battery
- Power supply :
Input: AC 100-240V 50-60Hz
Output: DC 5V/2A



Code No.	Range	Base	Pillar	Resolution	Repeatability	Accuracy	Measuring Force
671-20-0	0-50mm	130 x 130mm Ceramic	320 x Φ35mm	1µm	≤ 1µm	≤ 2µm	0.8-1.2N
671-20-1	0-50mm	400 x 300mm Granite	320 x Φ35mm	1µm	≤ 1µm	≤ 2µm	0.8-1.2N
671-20-2	0-100mm	130 x 130mm Ceramic	320 x Φ35mm	1µm	≤ 1µm	≤ 2µm	0.8-1.2N
671-22-0	0-50mm	400 x 300mm Granite	320 x Φ35mm	1µm	≤ 1µm	≤ 4µm	0.8-1.2N
671-22-1	0-50mm	130 x 130mm Ceramic	320 x Φ35mm	1µm	≤ 1µm	≤ 1.5µm	0.8-1.2N
671-22-2	0-100mm	400 x 300mm Granite	320 x Φ35mm	1µm	≤ 1µm	≤ 4µm	0.8-1.2N



Code No.	Range	Base	Pillar	Resolution	Repeatability	Accuracy	Measuring Force
672-20-0	0-50mm	130 x 130mm Ceramic	320 x Φ35mm	1µm	≤ 1µm	≤ 2µm	0.8-1.2N
672-20-1	0-50mm	250 x 200mm Granite	320 x Φ35mm	1µm	≤ 1µm	≤ 2µm	0.8-1.2N
672-20-2	0-100mm	400 x 300mm Granite	320 x Φ35mm	1µm	≤ 1µm	≤ 2µm	0.8-1.2N
672-22-0	0-50mm	130 x 130mm Ceramic	320 x Φ35mm	1µm	≤ 1µm	≤ 4µm	0.8-1.2N
672-22-1	0-50mm	250 x 200mm Granite	320 x Φ35mm	1µm	≤ 1µm	≤ 1.5µm	0.8-1.2N
672-22-2	0-100mm	400 x 300mm Granite	320 x Φ35mm	1µm	≤ 1µm	≤ 4µm	0.8-1.2N



Dial Gauge Stands

670 Series



670-02-0

FEATURES

- Both column and metal stage are hardened and precision lapped
- With Ø8mm H7 clamping hole

Code No.	Size	FLatness	Pillar	Max. Measurement Height
670-02-0	Ø50mm	≤ 0.002mm	Ø20 x 170mm	95mm



670-03-0

Code No.	Size	FLatness	Pillar	Max. Measurement Height
670-03-0	80 x 80mm	≤ 0.002mm	Ø25 x 180mm	95mm



670-04-0

Code No.	Size	FLatness	Pillar	Max. Measurement Height
670-04-0	115 x 97mm	≤ 0.002mm	Primary: Ø27.5 x 260mm Secondary: Ø20 x 150mm	200mm



Dial Gauge Stands

670 Series



670-05-0



670-06-0

Code No.	Size	FLatness	Pillar	Max. Measurement Height
670-05-0	80 x 80mm	≤ 0.0015mm	Ø25 x 180mm	95mm
670-06-0	Ø60mm	≤ 0.0015mm	Ø25 x 180mm	95mm

Precision Granite Stands

670 Series



670-32-0



670-22-0

FEATURES

- With adjustable arm
- Granite measuring surface and base
- With Ø8mm H7 clamping hole

Smooth Column				
Code No.	Size	FLatness	Pillar	Max. Measurement Height
670-13-0	150 x 100 x 40	0.002mm	200 x Ø20mm	130mm
670-14-0	150 x 100 x 40	0.002mm	170 x Ø18mm	95mm
670-31-0	150 x 150 x 50	0.002mm	300 x Ø30mm	230mm
670-32-0	150 x 230 x 50	0.002mm	300 x Ø30mm	230mm
670-33-0	230 x 300 x 90	0.002mm	300 x Ø30mm	230mm

Screw Column				
Code No.	Size	FLatness	Pillar	Max. Measurement Height
670-22-0	200 x 150 x 50	0.002mm	300 x Ø30mm	230mm
670-23-0	300 x 200 x 50	0.002mm	300 x Ø30mm	230mm

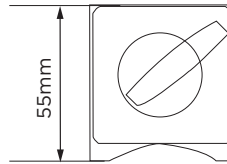


Permanent Magnetic Bases

600 Series



600-01-1



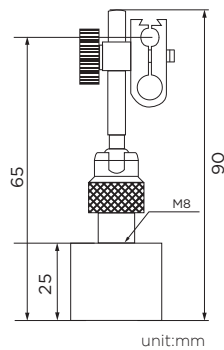
Dimensions			
Code No.	Magnetic Power	Thread Size	
600-01-0AM	30kgf	M6	35 x 30 x 35mm (Metal switch)
600-01-1	60kgf	M8	60 x 50 x 55mm
600-01-2	80kgf	M8	60 x 50 x 55mm (Metal switch)
600-01-3	100kgf	M8	73 x 50 x 55mm (Metal switch)

Permanent Magnetic Bases

601 Series



601-12-0



FEATURES

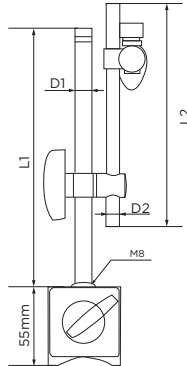
- With permanent magnetic base, without On/Off switch
- Dovetail groove included

Code No.	Magnetic Power	Main body	Arm	Dia. of Hole	
				Hole	Slot
601-12-0	17 kgf	Ø30 x 25mm	65mm	360mm	6mm

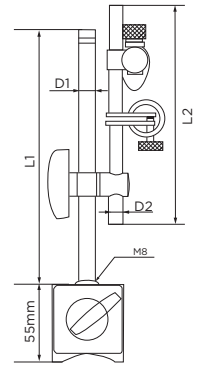


Magnetic Bases

601 Series



601-01-1



601-02-1

FEATURES

- Accepts test indicators with dovetail clamping mechanism
- Dial gauges can be held by the 3/8" or 8mm diameter stem or by the lug backing plate
- The rotary knob switches magnet on or off
- The precision surfaces and the bottom V are securely fastened
- to the ferrous work piece or machine table when the rotary knob is in the on position
- #601-02-0/1 with Fine Adjustment

Inch

Code No.	Magnetic Power	Magnetic Base (L X W X H)	Main Stem D1	L1	Sub Pole D2	L2	Dia. of Hole	Remark
601-01-1	80 kgf	60 x 50 x 55mm	Ø12mm	176mm	Ø10mm	165mm	Ø3/8"/Ø8mm	-
601-02-1	80 kgf	60 x 50 x 55mm	Ø12mm	176mm	Ø10mm	150mm	Ø3/8"/Ø8mm	Fine adjustment
601-03-1	100 kgf	73 x 50 x 55mm	Ø12mm	176mm	Ø10mm	165mm	Ø3/8"/Ø8mm	Metal switch

Metric

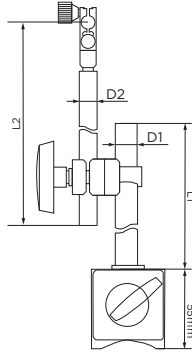
Code No.	Magnetic Power	Magnetic Base (L X W X H)	Main Stem D1	L1	Sub Pole D2	L2	Dia. of Hole	Remark
601-01-0	80 kgf	60 x 50 x 55mm	Ø12mm	176mm	Ø10mm	165mm	Ø8mm	-
601-02-0	80 kgf	60 x 50 x 55mm	Ø12mm	176mm	Ø10mm	150mm	Ø8mm	Fine adjustment
601-03-0	100 kgf	73 x 50 x 55mm	Ø12mm	176mm	Ø10mm	165mm	Ø8mm	Metal switch



Forced Locking Magnetic Bases 604 Series



604-02-0



FEATURES

- Accepts test indicators with dovetail clamping mechanism
- Dial gauges can be held by the 3/8" or 8mm diameter stem or by the lug backing plate
- New design, Holding more solid and reliable, more stable performance, higher accuracy
- The rotary knob switches natural magnet on or off
- The precision surfaces and the bottom V are securely fastened to the ferrous work piece or machine table when the rotary knob is in the on position

Code No.	Magnetic Power	Magnetic Base (L X W X H)	Main Stem D1	L1	Sub Pole D2	L2	Dia. of Hole	Remark
604-01-0	80 kgf	60 x 50 x 55mm	Ø12mm	180mm	Ø10mm	160mm	Ø3/8"/Ø8mm	With a fine adjustment
604-02-0	80 kgf	60 x 50 x 55mm	Ø14mm	203mm	Ø12mm	165mm	Ø3/8"/Ø8mm	With a fine adjustment
604-03-0	100 kgf	73 x 50 x 55mm	Ø16mm	250mm	Ø16mm	200mm	Ø3/8"/Ø8mm	With a fine adjustment
604-04-0	100 kgf	73 x 50 x 55mm	Ø18mm	350mm	Ø16mm	200mm	Ø3/8"/Ø8mm	With a fine adjustment

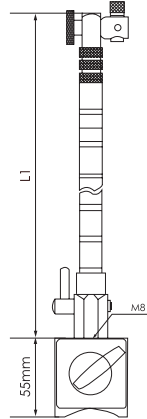
Flexible Arm Magnetic Bases 601 Series



601-11-0



601-11-2



FEATURES

- Accepts test indicators with dovetail clamping mechanism
- Dial gauges can be held by the 3/8" or 8mm diameter stem or by the lug backing plate
- The rotary knob switches natural magnet on or off

Code No.	Magnetic Power	Magnetic Base (L X W X H)	Main Stem Length L1	Dia. of Hole
601-11-0	60 kgf	60 x 50 x 55mm	360mm	Ø8mm
601-11-1	60 kgf	60 x 50 x 55mm	360mm	Ø3/8"
601-11-2	60 kgf	60 x 50 x 55mm	375mm	Ø3/8"

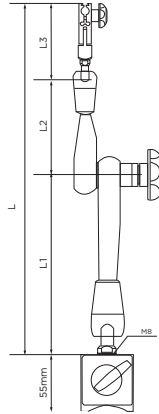


Articulating Arm Magnetic Bases

602 Series



602-02-1



FEATURES

- Accepts test indicators with dovetail clamping mechanism
- Dial gauges can be held by the 3/8" or 8mm diameter stem or by the lug backing plate
- Arm has 3 articulating joints that can be locked with the single hand knob
- The rotary knob switches natural magnet on or off
- The precision surfaces and the bottom V are securely fastened to the ferrous work piece or machine table when the rotary knob is in the on position

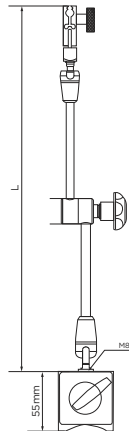
Code No.	Magnetic Power	Magnetic Base (L X W X H)	Arm L1	L2	L3	L	Dia. of Hole	Slot
602-01-1	30 kgf	35 x 30 x 35mm	75mm	51mm	31mm	157mm	Ø3/8"/Ø8mm	6.5mm
602-02-1	80 kgf	60 x 50 x 55mm	124mm	101mm	85mm	310mm	Ø3/8"/Ø8mm	6.5mm
602-03-1	80 kgf	60 x 50 x 55mm	170mm	130mm	85mm	385mm	Ø3/8"/Ø8mm	6.5mm
602-05-1	130 kgf	117 x 50 x 55mm	325mm	225mm	85mm	635mm	Ø3/8"/Ø8mm	6.5mm

Articulating Arm Magnetic Bases

602 Series



602-04-3



FEATURES

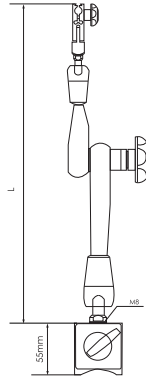
- Accepts test indicators with dovetail clamping mechanism
- Dial gauges can be held by the 3/8" or 8mm diameter stem or by the lug backing plate
- Arm has 3 articulating joints that can be locked with the single hand knob
- The rotary knob switches natural magnet on or off
- The precision surfaces and the bottom V are securely fastened to the ferrous work piece or machine table when the rotary knob is in the on position

Code No.	Magnetic Power	Magnetic Base (L X W X H)	L	Dia. of Hole	Slot
602-01-3	50 kgf	40 x 40 x 40mm	192mm	Ø3/8"/Ø8mm	6.5mm
602-02-3	80 kgf	60 x 50 x 55mm	262mm	Ø3/8"/Ø8mm	6.5mm
602-03-3	80 kgf	60 x 50 x 55mm	354mm	Ø3/8"/Ø8mm	6.5mm
602-04-3	100 kgf	74 x 50 x 55mm	472mm	Ø3/8"/Ø8mm	6.5mm



Universal Forced Locking Mechanical Arm Magnetic Bases

602 Series



FEATURES

- New type locking mechanism, super strong force arm lock.
- All wear parts use hardened high class steel for a longtime of usage, hardness reach to HRC 58°+

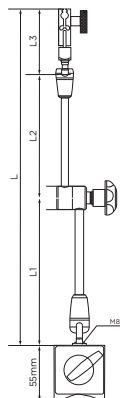
Code No.	Magnetic Power	Magnetic Base (L X W X H)	L	Dia. of Hole	Slot
602-06-1	50 kgf	40 x 40 x 40mm	220mm	Ø3/8"/Ø8mm	6.5mm
602-07-1	80 kgf	60 x 50 x 55mm	295mm	Ø3/8"/Ø8mm	6.5mm
602-08-1	100 kgf	73 x 50 x 55mm	355mm	Ø3/8"/Ø8mm	6.5mm
602-09-1	100 kgf	73 x 50 x 55mm	415mm	Ø3/8"/Ø8mm	6.5mm

Articulating Arm Magnetic Bases

602 Series



602-31-0



FEATURES

- Accepts test indicators with dovetail clamping mechanism
- Dial gauges can be held by the 3/8" or 8mm diameter stem or by the lug backing plate
- The rotary knob switches magnet on or off
- The precision surfaces and the bottom V are securely fastened to the ferrous work piece or machine table when the rotary knob is in the on position

Code No.	Magnetic Power	Magnetic Base (L X W X H)	Arm L1	L2	L3	L	Dia. of Hole	Slot
602-31-0	80 kgf	60 x 50 x 55mm	140mm	120mm	85mm	345mm	Ø3/8"/Ø8mm	6.5mm

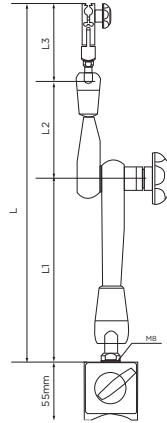


Hydraulic Magnetic Bases

603 Series



603-01-0



FEATURES

- Accepts test indicators with dovetail clamping mechanism
- Dial gauges can be held by the 3/8" or 8mm diameter stem or by the lug backing plate
- The rotary knob switches natural magnet on or off
- The precision surfaces and the bottom V are securely fastened to the ferrous work piece or machine table when the rotary knob is in the on position

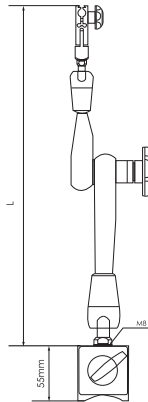
Code No.	Magnetic Power	Magnetic Base (L X W X H)	Arm L1	L2	L3	L	Dia. of Hole	Slot
603-01-0	80 kgf	60 x 50 x 55mm	139mm	116mm	85mm	340mm	Ø3/8"/Ø8mm	6.5mm

Hydraulic Central Locking Mechanism Provide Very Strong Locking Force

603 Series



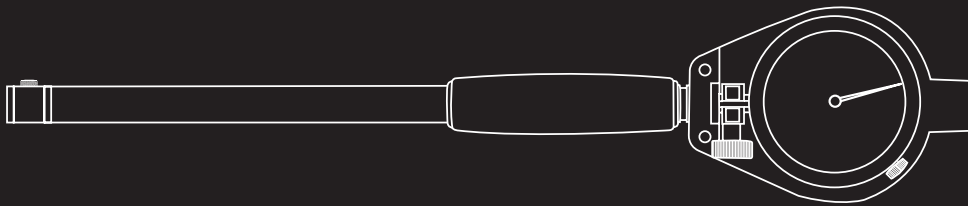
603-04-1

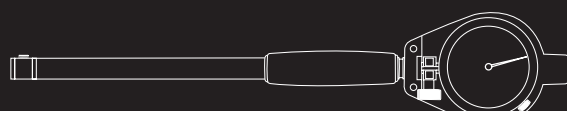


Code No.	Magnetic Power	Magnetic Base (L X W X H)	L	Dia. of Hole	Slot
603-03-1	50 kgf	40 x 40 x 40mm	230mm	Ø3/8"/Ø8mm	6.5mm
603-04-1	80 kgf	60 x 50 x 55mm	325mm	Ø3/8"/Ø8mm	6.5mm
603-05-1	100 kgf	73 x 50 x 55mm	385mm	Ø3/8"/Ø8mm	6.5mm

Bore Gauges

- 188 Dial Bore Gauges
- 190 Digital Bore Gauges
- 191 Extension Rods
- 192 Accessories
- 193 Bore Gauge Zero Checkers
- 193 Telescoping Gauges





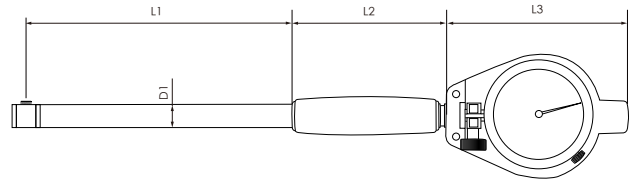
Dial Bore Gauges 483/484 Series



.24-.4"/6-10mm

FEATURES

- Moveable probe pin with carbide ball
- .24-.4" / 6-10mm range is with fixed anvils
- .4-.74" / 10-18mm range is with plate guide and fixed anvils
- .7-1.4" / 18-35mm range is with canister and fixed anvils
- Over 1.4" / 35mm range is with wheel guide and inserting anvils

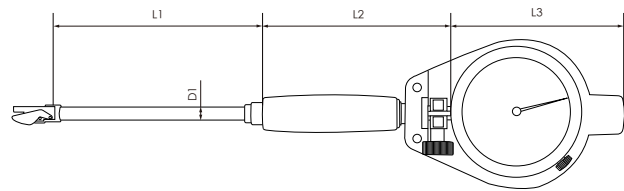


Dimensions												
Code No.	Range	Graduation	Dial Travel	Accuracy	Number of Anvils	Number of Spacers	Number of Sub-anvils	Probe Depth	L1	L2	L3	D1
483-11-1	.24-.4"	.0001"	.05" (AGD2)	±.0001"	9	-	-	-	48mm	86mm	68mm	4.5mm

Dimensions												
Code No.	Range	Graduation	Dial Travel	Accuracy	Number of Anvils	Number of Spacers	Number of Sub-anvils	Probe Depth	L1	L2	L3	D1
483-11-0	6-10mm	0.001mm	1mm (AGD2)	0.005mm	9	-	-	40mm	48mm	86mm	68mm	4.5mm
484-11-0	6-10mm	0.01mm	3mm(AGD1)	0.015mm	9	-	-	40mm	48mm	86mm	68mm	4.5mm

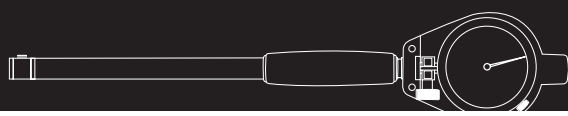


.4-.7"/10-18mm
Plate guide



Dimensions												
Code No.	Range	Graduation	Dial Travel	Accuracy	Number of Anvils	Number of Spacers	Number of Sub-anvils	Probe Depth	L1	L2	L3	D1
483-12-1	.4-.7"	.0001"	.05" (AGD2)	±.0005"	9	1	-	-	96mm	86mm	68mm	6mm

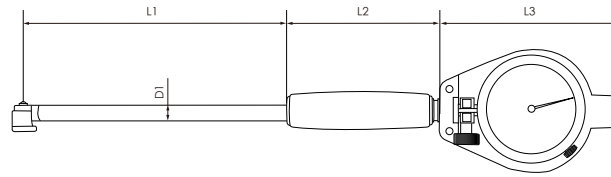
Dimensions												
Code No.	Range	Graduation	Dial Travel	Accuracy	Number of Anvils	Number of Spacers	Number of Sub-anvils	Probe Depth	L1	L2	L3	D1
483-12-0	10-18mm	0.001mm	1mm (AGD2)	0.007mm	9	1	-	100mm	96mm	86mm	68mm	6mm
484-12-0	10-18mm	0.01mm	3mm (AGD1)	0.015mm	9	1	-	100mm	96mm	86mm	68mm	6mm



Dial Bore Gauges 483/484 Series



.7-1.4"/18-35mm
Canister guide

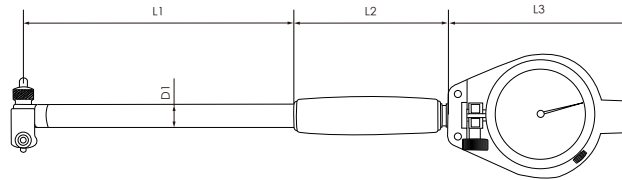


Dimensions												
Code No.	Range	Graduation	Dial Travel	Accuracy	Number of Anvils	Number of Spacers	Number of Sub-anvils	Probe Depth	L1	L2	L3	D1
483-21-1	.7-1.5"	.0001"	.05" (AGD2)	±.0001"	11	2	-	-	150mm	100mm	80mm	9mm

Dimensions												
Code No.	Range	Graduation	Dial Travel	Accuracy	Number of Anvils	Number of Spacers	Number of Sub-anvils	Probe Depth	L1	L2	L3	D1
483-21-0	18-35mm	0.001mm	1mm (AGD2)	0.007mm	9	1	-	150mm	150mm	100mm	80mm	9mm
484-21-0	18-35mm	0.01mm	3mm (AGD2)	0.020mm	9	2	-	150mm	150mm	100mm	80mm	9mm



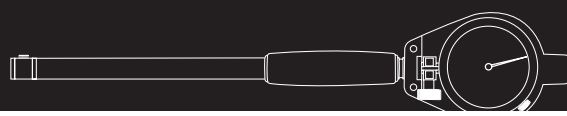
Over 1.4"/35mm
Wheel guide



Dimensions												
Code No.	Range	Graduation	Dial Travel	Accuracy	Number of Anvils	Number of Spacers	Number of Sub-anvils	Probe Depth	L1	L2	L3	D1
483-22-1	1.4-2.4"	.0001"	.05"(AGD2)	±.0005"	6	4	-	-	150mm	100mm	80mm	12.8mm
483-31-1	2-6"	.0001"	.05"(AGD2)	±.0005"	11	4	1	1	150mm	100mm	80mm	12.8mm
483-32-1	6-10"	.0001"	.05"(AGD2)	±.0005"	6	6	1	1	408mm	100mm	80mm	14.5mm
483-33-1	10-16"	.0001"	.05"(AGD2)	±.0005"	6	6	2	2	408mm	100mm	80mm	14.5mm

Dimensions												
Code No.	Range	Graduation	Dial Travel	Accuracy	Number of Anvils	Number of Spacers	Number of Sub-anvils	Probe Depth	L1	L2	L3	D1
483-22-0	35-50mm	0.001mm	1mm(AGD2)	0.007mm	4	4	-	150mm	150mm	100mm	80mm	12.8mm
483-31-0	50-160mm	0.001mm	1mm(AGD2)	0.007mm	12	4	1	150mm	150mm	100mm	80mm	12.8mm
483-32-0	160-250mm	0.001mm	1mm(AGD2)	0.007mm	5	5	1	400mm	400mm	100mm	80mm	14.5mm
483-33-0	250-400mm	0.001mm	1mm(AGD2)	0.007mm	5	5	2	400mm	400mm	100mm	80mm	14.5mm
484-22-0	35-50mm	0.01mm	3mm(AGD2)	0.020mm	4	4	-	150mm	150mm	100mm	80mm	12.8mm
484-31-0	50-160mm	0.01mm	3mm(AGD2)	0.025mm	12	4	1	150mm	150mm	100mm	80mm	12.8mm
484-32-0	160-250mm	0.01mm	3mm(AGD2)	0.025mm	5	5	1	400mm	400mm	100mm	80mm	14.5mm
484-33-0	250-400mm	0.01mm	3mm(AGD2)	0.025mm	5	5	2	400mm	400mm	100mm	80mm	14.5mm
484-34-0	400-600mm	0.01mm	3mm(AGD2)	0.025mm	5	5	2	400mm	400mm	100mm	80mm	14.5mm

Sets				
Code No.	Range	Graduation	Individual Holes	Indicator
484-63-8	18-160mm	0.01mm	18-35mm, 35-50mm, 50-160mm	402-03-2 3mm x 0.01mm
483-63-8	18-160mm	0.001mm	18-35mm, 35-50mm, 50-160mm	402-01-2 1mm x 0.001mm



Digital Bore Gauges

485/486 Series



485-22-0



FEATURES

- Resolution:
 - .00005" / 0.002mm / 0.001mm
- Dynamic carbide contact point
- Digital gauges has analog sweep display to determine minimum reading
- .24-.4" / 6-10mm range is with fixed anvils
- .4-.74" / 10-18mm range is with plate guide and fixed anvils
- .7-1.4" / 18-35mm range is with canister and fixed anvils
- Over 1.4" / 35mm range is with wheel guide and inserting anvils

Code No.	Range	Resolution	Accuracy	Number of Anvils	Number of Spacers	Probe Depth
485-11-1	.24-.4"	.00005"	0.012mm	9	-	1.5"
485-12-1	.4-.7"	.00005"	0.012mm	9	1	4"
485-21-1	.7-1.5"	.00005"	0.015mm	11	2	6"
485-22-1	1.4-2.4"	.00005"	0.015mm	6	4	6"
485-31-1	2-6"	.00005"	0.018mm	11	4	6"
485-32-1	6-10"	.00005"	0.018mm	6	6	16"
485-33-1	10-16"	.00005"	0.018mm	6	6	16"

Digital Indicators For Digital Bore Gauges -Inch

Code No.	Range	Resolution	Accuracy
406-95-1	.24-.4"	.00005"	±.0003"

Code No.	Range	Resolution	Accuracy	Number of Anvils	Number of Spacers	Probe Depth
485-11-0	6-10mm	0.002mm	0.012mm	9	-	40mm
485-12-0	10-18mm	0.002mm	0.012mm	9	1	100mm
485-21-0	18-35mm	0.002mm	0.015mm	9	2	150mm
485-22-0	35-50mm	0.002mm	0.015mm	4	4	150mm
485-31-0	50-160mm	0.002mm	0.018mm	12	4	150mm
485-32-0	160-250mm	0.002mm	0.018mm	5	5	400mm
485-33-0	250-400mm	0.002mm	0.018mm	5	5	400mm

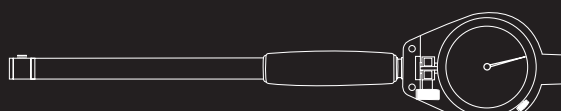
Digital Indicators For Digital Bore Gauges -Metric

Code No.	Range	Resolution	Accuracy
406-95-0	0-6.35mm	0.002mm	0.006mm

Code No.	Range	Resolution	Accuracy	Number of Anvils	Number of Spacers	Probe Depth
486-11-0	6-10mm	0.001mm	0.005mm	9	-	40mm
486-12-0	10-18mm	0.001mm	0.005mm	9	1	100mm
486-21-0	18-35mm	0.001mm	0.007mm	9	2	100mm
486-22-0	35-50mm	0.001mm	0.007mm	4	4	150mm
486-31-0	50-160mm	0.001mm	0.007mm	12	4	150mm
486-32-0	160-250mm	0.001mm	0.007mm	5	5	400mm
486-33-0	250-400mm	0.001mm	0.007mm	5	5	400mm

Digital Indicators For Digital Bore Gauges -Metric

Code No.	Range	Resolution	Accuracy
406-95-4	0-6.35mm	0.001mm	0.004mm



Extension Rods

484 Series



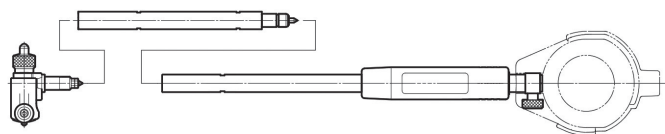
FEATURES

- Carbide tipped contact point, wheel guide
- Equipped with dial indicator #402-10-2

Code No.	Range	Graduation	Dial Travel	Rod Travel	Number of Anvils	Number of Spacers	Number of Sub-anvils	Probe Depth
484-41-0	18-50mm	0.01mm	10mm	1.5mm	8	2	1	150mm
484-42-0	30-100mm	0.01mm	10mm	1.8mm	5	3	2	150mm
484-43-0	50-100mm	0.01mm	10mm	4mm	10	2	-	200mm
484-44-0	100-160mm	0.01mm	10mm	4mm	7	4	-	300mm
484-45-0	100-300mm	0.01mm	10mm	3mm	6	4	2	250mm
484-46-0	160-250mm	0.01mm	10mm	4mm	5	4	2	400mm
484-47-0	250-450mm	0.01mm	10mm	6mm	5	4	2	500mm
484-48-0	450-700mm	0.01mm	10mm	8mm	5	4	4	500mm
484-49-0	700-1000mm	0.01mm	10mm	8mm	5	4	5	500mm

Extension Rods

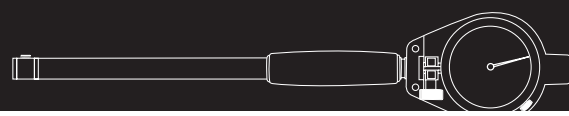
480 Series



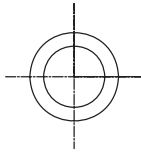
FEATURES

- After the installation can be used to measure deep hole size
- Extension rod length can be up to 40" / 1000mm
- The use of single long extension rod will be better than connecting of multiple short extension rods

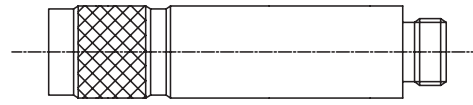
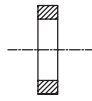
Code No.	For Range	Code No.	For Range	Code No.	For Range	Length
480-01-0	.7"-1.5" / 18-35mm	480-01-1	1.4"-2.4" / 35-50mm 2"-6" / 50-160mm	480-01-2	6"-10" / 160-250mm 10"-16" / 250-400mm	4.92" / 125mm
480-02-0	.7"-1.5" / 18-35mm	480-02-1	1.4"-2.4" / 35-50mm 2"-6" / 50-160mm	480-02-2	6"-10" / 160-250mm 10"-16" / 250-400mm	9.84" / 250mm
480-03-0	.7"-1.5" / 18-35mm	480-03-1	1.4"-2.4" / 35-50mm 2"-6" / 50-160mm	480-03-2	6"-10" / 160-250mm 10"-16" / 250-400mm	19.69" / 500mm
-	-	480-04-1	1.4"-2.4" / 35-50mm 2"-6" / 50-160mm	480-04-2	6"-10" / 160-250mm 10"-16" / 250-400mm	29.53" / 750mm
-	-	480-05-1	1.4"-2.4" / 35-50mm 2"-6" / 50-160mm	480-05-2	6"-10" / 160-250mm 10"-16" / 250-400mm	39.37" / 1000mm



Accessories



Washers



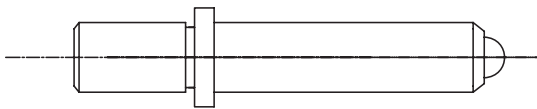
Sub-Anvils

Inch Washers and Sub-Anvils

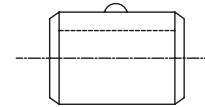
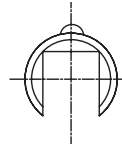
Washer Dimensions								Sub-Anvils			
Range	Washer Qty.	#1	#2	#3	#4	#5	#6	Extension Rod Qty.	#1	#2	
.24-.4"											
.4-.7"	1	.02"									
.7-1.5"	2	.02"	.04"								
1.4-2.4"	4	.02"	.04"	.08"	.12"						
2-6"	4	.02"	.04"	.08"	.12"			1	2		
6-10"	6	.02"	.04"	.08"	.1"	.2"	.3"	1	2		
10-16"	6	.02"	.04"	.08"	.1"	.2"	.3"	2	2	4	

Metric Washers and Sub-Anvils

Washer Dimensions							Sub-Anvils			
Range	Washer Qty.	#1	#2	#3	#4	#5	Extension Rod Qty.	#1	#2	
6-10mm										
10-18mm	1	0.5mm								
18-35mm	2	0.5mm	1mm							
35-50mm	4	0.5mm	1mm	2mm	3mm					
50-160mm	4	0.5mm	1mm	2mm	3mm		1	55mm		
160-250mm	5	0.5mm	1mm	2mm	3mm	6mm	1	50mm		
250-400mm	5	0.5mm	1mm	2mm	3mm	6mm	2	50mm	100mm	

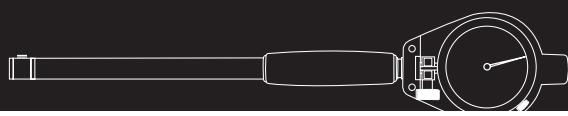


Adjustment Anvils



Inch Adjustment Anvils												
Range	Qty.	Anvils Range										
		#1	#2	#3	#4	#5	#6	#7	#8	#9	#10	#11
.24-.4"	9	0.24"	0.26"	0.28"	0.3"	0.32"	0.34"	0.36"	0.38"	0.4"		
.4-.7"	9	0.4"	0.44"	0.48"	0.52"	0.58"	0.62"	0.64"	0.68"	0.7"		
.7-1.5"	11	0.7"	0.78"	0.86"	0.94"	1.02"	1.1"	1.18"	1.26"	1.34"	1.42"	
1.4-2.4"	6	1.4"	1.6"	1.8"	2"	2.2"	2.4"					
2-6"	11	2"	2.2"	2.4"	2.6"	2.8"	3"	3.2"	3.4"	3.6"	3.8"	4"
6-10"	6	6"	6.4"	6.8"	7.2"	7.6"	8"					
10-16"	6	10"	10.4"	10.8"	11.2"	11.6"	12"					

Metric Adjustment Anvils													
Range	Qty.	Anvils Range											
		#1	#2	#3	#4	#5	#6	#7	#8	#9	#10	#11	#12
6-10mm	9	6mm	6.5mm	7mm	7.5mm	8mm	8.5mm	9mm	9.5mm	10mm			
10-18mm	9	10mm	11mm	12mm	13mm	14mm	15mm	16mm	17mm	18mm			
18-35mm	9	18mm	20mm	22mm	24mm	26mm	28mm	30mm	32mm	34mm			
35-50mm	4	35mm	40mm	45mm	50mm								
50-160mm	12	50mm	55mm	60mm	65mm	70mm	75mm	80mm	85mm	90mm	95mm	100mm	105mm
160-250mm	5	160mm	170mm	180mm	190mm	200mm							
250-400mm	5	250mm	260mm	270mm	280mm	290mm							




Bore Gauge Zero Checkers

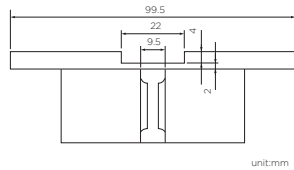
483 Series



483-00-2



483-50-0



unit:mm

FEATURES

- After the installation can be used to measure deep hole size
- Extension rod length can be up to 40" / 1000mm
- The use of single long extension rod will be better than connecting of multiple short extension rods

Code No.	Description
483-00-2	18mm-400mm / .7"-16"
483-50-0	Interchangeable Supporting Blocks

Telescoping Gauges

487 Series



487-86-9


FEATURES


- Spring-loaded plunger expands within the bore (or groove), allowing determination of the internal diameter
- With a knurled clamp

Inch/Metric						
Code No.	Depth	Code No.	Depth	Range		Model
487-01-1	4.2" / 107mm	487-01-3	12" / 300mm	5/16" - 1/2"	8-12.7mm	A
487-02-1	4.4" / 112mm	487-02-3	12" / 300mm	1/2" - 3/4"	12.7-19mm	B
487-03-1	4.4" / 112mm	487-03-3	12" / 300mm	3/4" - 1 - 1/4"	19-32mm	C
487-04-1	5.85" / 150mm	487-04-3	12" / 300mm	1 - 1/4" - 2 - 1/8"	32-54mm	D
487-05-1	5.85" / 150mm	487-05-3	12" / 300mm	2 - 1/8" - 3 - 1/2"	54-90mm	E
487-06-1	5.85" / 150mm	487-06-3	12" / 300mm	3 - 1/2" - 6"	90-150mm	F
Sets						
Code No.	Inch Range		Metric Range		Qty.	
487-86-9	5/16"-6		8-150mm		6 pcs (A, B, C, D, E, F)	
487-85-9	1/2"-6		12.7-150mm		5 pcs (B, C, D, E, F)	


Other Gauges

195	Protractors	209	Arched Compasses 605 Series
196	Universal Angle Protractors	209	Center Gauges
197	Universal Bevel Protractors	210	Radius Gauges
197	Dial Protractors	210	Thread Pitch Gauges
198	Digital Protractors	211	V-Blocks with Clamps
198	Combination Square Sets	211	Cast Vee Blocks
199	Mini Digital Protractors	212	Magnetic V-Blocks
199	Digital Protractors - Level Type	213	Magnetic Induction Blocks
201	Digital Levels	213	Thin Type Magnetic Holders
201	Precision Levels	214	1-2-3, 2-3-4 & 2-4-6 Blocks
202	Point Angle Squares 45°	214	Precision Parallel Sets
203	Point Angle Squares 60°	215	High Precision Metric Parallels
204	Hexagon Squares 120°	216	Granite Surface Plates and stands
204	Octagon Squares 135°	217	Spring Dividers and Calipers
205	Steel Squares	217	Arched Compasses 606 Series
206	Granite Squares	218	Pointed Compasses
206	Straight Knife Edges	219	Welding Gauges
207	5-pcs Square Set / Die Makers Square Set	221	Digital Zero Setters
208	Angle Gauges	221	Zero Setters
209	Angle Gauges Set 1-45°		






Protractors 490 Series



490-01-1



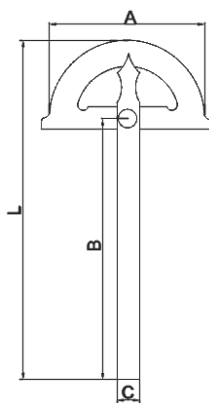
490-01-2

FEATURES

- Graduation: 1°
- Base and scale are stainless steel
- 150mm / 6" arm, Ø85mm protractor
- Accuracy: ±5 min

Code No.	Description
490-01-1	Protractor Resolution: 0°-90°, 90°-180°, 180°-90°, 90°-0°
490-01-2	Semi-circle: 0°-180°, 180°-0°

Protractors 0° - 180° 490 Series



FEATURES

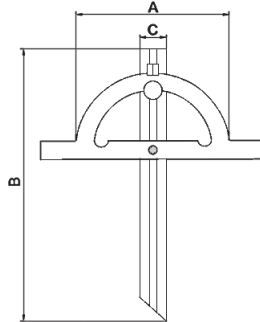
- Graduation: 1°
- Made of hardened stainless steel
- Satin chrome plated scale
- With clamping screw

Code No.	Size	Range	Accuracy	L	C
490-02-1	80 x 120mm	0-180°	±0.3°	168mm	11mm
490-02-2	120 x 150mm	0-180°	±0.3°	220mm	14mm
490-02-3	150 x 200mm	0-180°	±0.3°	285mm	16mm
490-02-4	200 x 300mm	0-180°	±0.3°	413mm	20mm
490-02-5	300 x 500mm	0-180°	±0.3°	675mm	30mm



Protractors 10° - 170°

490 Series




FEATURES

- Graduation: 1°
- Made of hardened stainless steel
- Satin chrome plated scale
- With clamping screw
- The blade is moveable

Code No.	Size (AxB)	Range	Accuracy	C
490-03-1	100 x 150mm	10-170°	±0.3°	18mm
490-03-2	150 x 300mm	10-170°	±0.3°	22mm
490-03-3	200 x 400mm	10-170°	±0.3°	24mm
490-03-4	250 x 500mm	10-170°	±0.3°	28mm
490-03-5	300 x 600mm	10-170°	±0.3°	32mm

Universal Angle Protractors

490 Series



490-05-2

FEATURES


- Dial Graduation: 1°, Vernier: 5'
- Designed to provide precise angular measurements
- Magnifying glass is provided for easier reading
- Can be used with a standard height gauge to provide angular measurement from reference plate
- Accuracy: ±5 min

Code No.	Description
490-05-2	With 90° Square, Ruler



Universal Bevel Protractors

490 Series



490-06-5

FEATURES

- Dial Graduation: 1°, Vernier: 5'
- Designed to provide precise angular measurements
- Magnifying glass is provided for easier reading
- Can be used with a standard height gauge to provide angular measurement from reference plate
- Accuracy: ± 5 min

Code No.	Description
490-06-5	With three blades: 150mm / 6", 200mm / 8", 300mm / 12"

Dial Protractors

490 Series



490-10-2

FEATURES

- Measuring Range: 0-360°, Graduation: 5'
- Designed with analog readout and fine adjustment to provide precise angular measurements
- Can be used with a standard height gauge to provide angular measurement from reference plate
- Accuracy: ± 5 min

Code No.	Description
490-10-2	With three blades: 150mm / 6", 200mm / 8", 300mm / 12"



Digital Protractors

490 Series

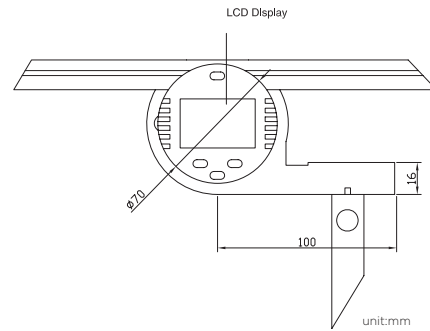


490-15-2

FEATURES

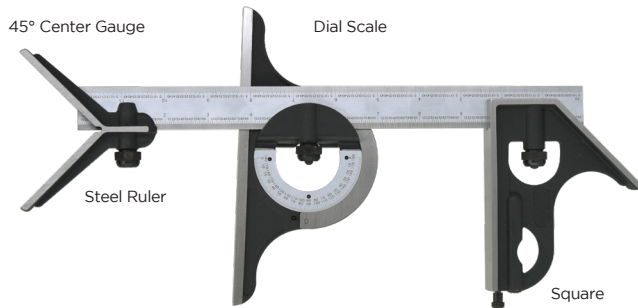
- Resolution: 10"
- Measuring Range: 0-360°
- Range selection: 1 x 360°, 2 x 180°, 4 x 90°
- Dual reading LCD display arc minutes/ decimal degrees
- With fine adjustment
- Preset function
- Accuracy: ±5 min

Code No.	Blades Included
490-15-2	With two blades: 150mm / 6", 300mm / 12"



Combination Square Sets

490 Series



490-20-8

FEATURES

- Graduation:
Protractor: 1°
Blade: 1mm, 64ths, 32nds, 1/2mm
- Blades are hardened and tempered for durability
- Square head has level and pointed attachment for hand scribing
- Micro-fine blade graduations
- Gauge heads are hardened cast finished in baked enamel with exception of the measurement faces

Code No.	Description	Blade Length
490-20-8	4 pcs Set	12"/300mm
490-21-8	4 pcs Set (With 4R ruler)	12"/300mm
490-22-8	4 pcs Set (With 16R ruler)	12"/300mm

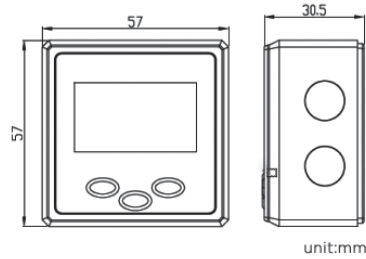


Mini Digital Protractors

490 Series



490-16-7



Code No.	Range	Graduation	Accuracy
490-16-7	4 x 90°	0.1°	±0.2°

FEATURES

- This protractor provides an immediate digital reading of any angle in a full circle with 0°-90°-0°-90°-0° readings.
- The machined Aluminum frame is rigid and light with a precise platform that allows the sensor and its microprocessor circuit to provide high accuracy throughout the entire 360° range
- Four 90° quadrants for display purposes
- Calibrates in minutes without any special fixtures
- HOLD button for freezing a reading in an unreadable position

Digital Protractors - Level Type

490 Series



FEATURES

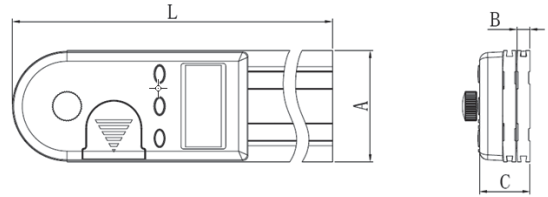
- This protractor provides an immediate digital reading of any angle in a full circle with 0°-90°-0°-90°-0° readings. The machined Aluminum frame is rigid and light with a precise platform that allows the sensor and its microprocessor circuit to provide high accuracy throughout the entire 360° range
- Four 90° quadrants for display purposes
- Calibrates in minutes without any special fixtures
- HOLD button for freezing a reading in an unreadable position
- ABS/ZERO button allows 2 measuring modes, Standard and Alternate Reference
- V-grooves on top and bottom for use on curved surfaces
- Angle displayed upright regardless of protractor position
- Item #490-16-2 comes with magnet on base, which is helpful for fixing

Code No.	Range	Resolution	Operating Temp. Range	Power	Accuracy	Size	Weight
490-16-0	360°	0.1°	23°F-122°F / -5°C-50°C	3V, Lithium cell	±0.1°	152 x 63.8 x 60mm	343g
490-16-2	360°	0.1°	23°F-122°F / -5°C-50°C	3V, Lithium cell	±0.1°	152 x 63.8 x 60mm	343g



Digital Protractors

490 Series



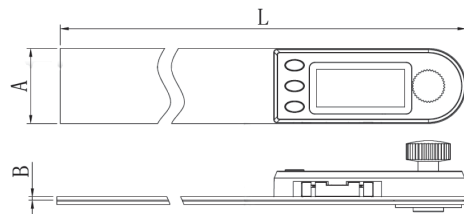

FEATURES

- ZERO set at any position
- Measuring range 0-360°
- Lock screw locks the measuring angle securely in any position
- Reverse reading for all of condition

Code No.	Size	Range	Resolution	Accuracy	L	A	B	C
490-51-0	100mm	0-360°	0.05°	±0.3°	103mm	45mm	5.4mm	20.5mm
490-51-1	200mm	0-360°	0.05°	±0.3°	205mm	45mm	5.4mm	20.5mm
490-51-2	300mm	0-360°	0.05°	±0.3°	306mm	45mm	5.4mm	20.5mm

Digital Protractors

490 Series



FEATURES

- ZERO set at any position
- Measuring range 0-360°
- Lock screw locks the measuring angle securely in any position
- Reverse reading for all of condition

Code No.	Size	Range	Resolution	Accuracy	L	A	B
490-52-0	100mm	0-360°	0.05°	±0.3°	178mm	27.2mm	1.2mm
490-52-1	200mm	0-360°	0.05°	±0.3°	277mm	27.2mm	1.2mm
490-52-2	300mm	0-360°	0.05°	±0.3°	380mm	27.2mm	1.2mm

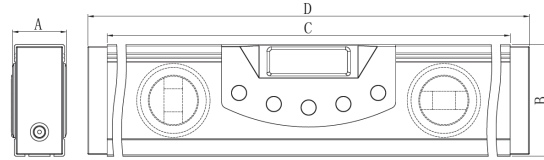


Digital Levels

490 Series



490-50-0



490-50-1

FEATURES

- LCD display hold function
- Level measuring function
- Relative angle measuring
- Slope and angle conversion
- Even angle warning and laser optional
- Magnet on measuring face


Code No.	Spec	Range	Resolution	Accuracy	Dimensions			
					A mm	B mm	C mm	D mm
490-50-0	150mm	4x90°	0.05°	±0.2°	28	58	152.4	172.4
490-50-1	225mm	4x90°	0.05°	±0.2°	28	58	228.6	248.6
490-50-2	600mm	4x90°	0.05°	±0.2°	28	58	609.6	629.6

Precision Levels

606 Series



606-53-0



606-51-4

FEATURES

- All measuring surfaces of the square models are precision ground to facilitate readings at both horizontal and vertical planes

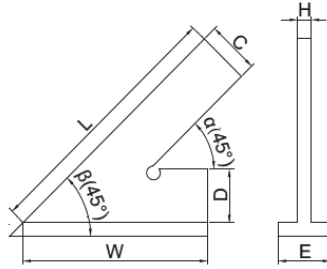

Straight Models		
Code No.	Range	Sensitivity
606-50-3	150 x 47mm	0.10mm/m
606-50-4	150 x 47mm	0.02mm/m
606-50-6	150 x 47mm	0.05mm/m
606-51-3	200 x 47mm	0.10mm/m
606-51-4	200 x 47mm	0.02mm/m
606-51-6	200 x 47mm	0.05mm/m
606-52-3	300 x 48 x 45mm	0.10mm/m
606-52-4	300 x 48 x 45mm	0.02mm/m
606-52-6	300 x 48 x 45mm	0.05mm/m

Square Models		
Code No.	Range	Sensitivity
606-53-0	200 x 200 x 40mm	0.10mm/m
606-53-2	200 x 200 x 40mm	0.02mm/m
606-53-5	200 x 200 x 40mm	0.05mm/m
606-54-0	300 x 300 x 46mm	0.10mm/m
606-54-2	300 x 300 x 46mm	0.02mm/m
606-54-5	300 x 300 x 46mm	0.05mm/m



Point Angle Squares 45° with Base

637 Series



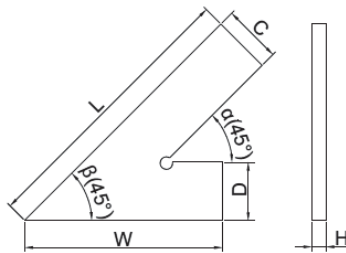
FEATURES

- Made of hardened stainless steel

Code No.	Size (LxW)	Accuracy		C	D	H	E
		Inside (α)	Outside(β)				
637-01-2	120 x 80mm	29 μ m	33 μ m	20mm	20mm	5mm	20mm
637-02-2	150 x 100mm	32 μ m	36 μ m	20mm	20mm	5mm	20mm
637-03-2	200 x 130mm	36 μ m	41 μ m	30mm	30mm	5mm	25mm

Point Angle Squares 45°


637 Series



FEATURES

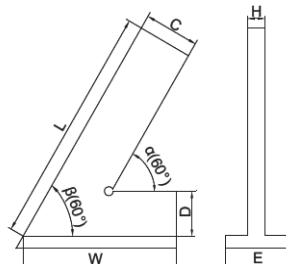
- Made of hardened stainless steel

Code No.	Size (LxW)	Accuracy		C	D	H
		Inside (α)	Outside(β)			
637-01-0	120 x 80mm	29 μ m	32 μ m	20mm	20mm	5mm
637-02-0	150 x 100mm	32 μ m	35 μ m	20mm	20mm	5mm
637-03-0	200 x 130mm	36 μ m	40 μ m	30mm	30mm	5mm



Point Angle Squares 60° with Wide Base

637 Series



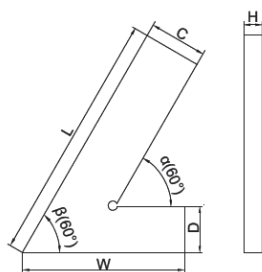
FEATURES

- Made of hardened stainless steel

Code No.	Size (LxW)	Accuracy		C	D	H	E
		Inside (α)	Outside (β)				
637-04-2	120 x 80mm	29 μ m	33 μ m	20mm	20mm	5mm	20mm
637-05-2	150 x 100mm	32 μ m	36 μ m	20mm	20mm	5mm	20mm
637-06-2	200 x 130mm	36 μ m	41 μ m	30mm	30mm	5mm	25mm

Point Angle Squares 60°

637 Series



FEATURES

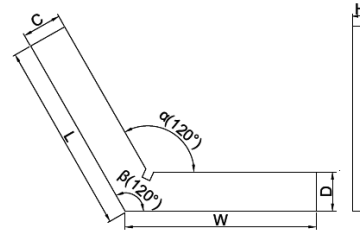
- Made of hardened stainless steel

Code No.	Size (LxW)	Accuracy		C	D	H
		Inside (α)	Outside (β)			
637-04-0	120 x 80mm	29 μ m	32 μ m	20mm	20mm	5mm
637-05-0	150 x 100mm	32 μ m	35 μ m	20mm	20mm	5mm
637-06-0	200 x 130mm	36 μ m	40 μ m	25mm	25mm	5mm



Hexagon Squares 120°

637 Series



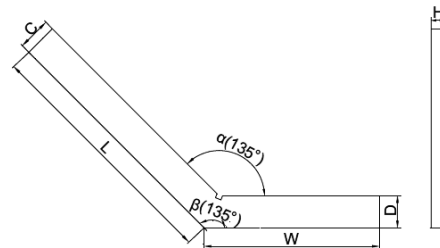
FEATURES

- Made of hardened stainless steel

Code No.	Size (LxW)	Accuracy		C	D	H
		Inside (α)	Outside(β)			
637-07-0	50 x 50mm	24 μ m	25 μ m	15mm	15mm	5mm
637-08-0	75 x 75mm	26 μ m	28 μ m	20mm	20mm	5mm
637-09-0	100 x 100mm	29 μ m	30 μ m	20mm	20mm	5mm
637-10-0	150 x 150mm	34 μ m	35 μ m	25mm	25mm	5mm
637-11-0	200 x 200mm	38 μ m	40 μ m	30mm	30mm	7mm

Octagon Squares 135°

637 Series



FEATURES

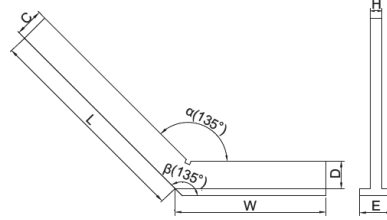
- Made of hardened stainless steel

Code No.	Size (LxW)	Accuracy		C	D	H
		Inside (α)	Outside(β)			
637-12-0	50 x 50mm	31 μ m	33 μ m	20mm	20mm	5mm
637-13-0	75 x 75mm	34 μ m	36 μ m	20mm	20mm	5mm
637-14-0	100 x 100mm	39 μ m	41 μ m	30mm	30mm	7mm
637-15-0	125 x 125mm	44 μ m	46 μ m	30mm	30mm	7mm
637-16-0	200 x 200mm	49 μ m	51 μ m	35mm	35mm	7mm



Octagon Squares 135° with Base

637 Series



- Made of hardened stainless steel

Code No.	Size (LxW)	Accuracy		C	D	H	E
		Inside (α)	Outside(β)				
637-12-2	100 x 70mm	31μm	33μm	20mm	20mm	5mm	20mm
637-13-2	120 x 80mm	34μm	36μm	20mm	20mm	5mm	20mm
637-14-2	150 x 100mm	39μm	41μm	30mm	30mm	7mm	30mm
637-15-2	200 x 130mm	44μm	46μm	30mm	30mm	7mm	30mm

Steel Squares

639 Series

FEATURES

- Made of precision ground hardened Stainless Steel
- Accuracy according to DIN875



639-23-0



639-24-4

SPECIFICATIONS

Inch Size	Metric Size	Regular Type		Bevel Type	
		Squareness	Code No.	Squareness	Code No.
General Type Squares					
2" x 1.6"	50 x 40mm	0	639-21-4	00	639-21-0
3" x 2"	75 x 50mm	0	639-22-4	00	639-22-0
4" x 2.75"	100 x 70mm	0	639-23-4	00	639-23-0
6" x 4"	150 x 100mm	0	639-24-4	00	639-24-0
8" x 5"	200 x 130mm	0	639-25-4	00	639-25-0
10" x 6.5"	250 x 160mm	0	639-26-4	00	639-26-0
12" x 8"	300 x 200mm	0	639-27-4	00	639-27-0
16" x 10"	400 x 265mm	1	639-28-4	-	-
20" x 12"	500 x 330mm	1	639-29-4	-	-
Squares with Extra Base					
3" x 2"	75 x 50mm	0	639-53-0	1	639-53-1
4" x 2.75"	100 x 70mm	0	639-54-0	1	639-54-1
6" x 4"	150 x 100mm	0	639-55-0	1	639-55-1
8" x 5"	200 x 130mm	0	639-56-0	1	639-56-1
10" x 6.5"	250 x 160mm	0	639-57-0	1	639-57-1
12" x 8"	300 x 200mm	0	639-58-0	1	639-58-1
16" x 10"	400 x 265mm	1	639-59-0	-	-
20" x 12"	500 x 330mm	1	639-60-0	-	-



Granite Squares

639 Series



639-03-0

FEATURES

- Made of wear resistant black granite
- The flatness of the datum surfaces is according to DIN876/00
- Squareness is according to DIN875

SPECIFICATIONS

Code No.	Just Size	Thickness	Accuracy
639-01-0	200 x 150mm	50mm	00
639-02-0	300 x 200mm	50mm	00
639-03-0	400 x 250mm	50mm	00
639-04-0	500 x 300mm	60mm	00
639-05-0	600 x 400mm	70mm	00
639-06-0	800 x 500mm	80mm	00
639-07-0	1000 x 600mm	100mm	00

Code No.	Just Size	Thickness	Accuracy
639-01-1	400 x 400mm	40mm	00

Straight Knife Edges

639 Series



639-73-0

FEATURES

- Made of hardened Stainless Steel
- The design incorporates a precise 45 degree cross section allowing for visual inspection of surfaces
- The back edge is fitted with a thermal plastic grip to reduce the effects of heat transfer
- Straightness according to DIN874/00

Code No.	Metric Size	Squareness
639-71-0	75mm	00
639-72-0	100mm	00
639-73-0	125mm	00
639-74-0	150mm	00
639-75-0	200mm	00
639-76-0	300mm	00
639-77-0	400mm	00
639-78-0	500mm	00
639-79-0	600mm	00



5-pcs Square Set

639 Series



639-00-8

Code No.	639-00-8
Description	Qty.
Straight edge 100mm	1
Precision square 75 x 50mm	1
Precision square 40 x 28mm	1
Precision square 25 x 20mm	1
Scriber 9 x 9 x 60mm	1

Die Makers Square Set

606 Series

FEATURES

- Use for precise miniature layouts
- Hardened and ground with very fine finish extremely accurate
- Set includes:
3 hardened beveled edge squares;
plus 1-1/2" triangular straight edge with handle complete in a fitted case
- Straight edge sides are machined in the middle for clearance of burs and dirt

Specifications of Squares:

Beam	Blade
1-15/16"	2-15/16"
1-1/8"	1-9/16"
3/4"	1"



Code No.	Description	Included
606-67-0	Diemaker's Square Set	3 hardened beveled edge squares 1pc, Squares 3pcs



Angle Gauges

605 Series



605-01-0

FEATURES

- Material: Satin finished Stainless Steel
- Each gauge has eight precision radii
- The contour of each gauge has: 50% of primary angle and complementary angles including internal and external angles
- Various purposes including alignment of the lathe tool bit and for checking cutting tool geometry

Set							
Code No.		Description		No. of Leaves			
605-01-0		Angle gauges set		18			
Individual Gauges Included							
Primary Angle	1/2 Primary Angle	Accuracy	Complementary Angle	Primary Angle	1/2 Primary Angle	Accuracy	Complementary Angle
5° D	2°30'	35'	175° D	50° D	25° D	35'	130° D
10° D	5° D	35'	170° D	55° D	27°30'	35'	125° D
15° D	7°30'	35'	165° D	60° D	30° D	35'	120° D
20° D	10° D	35'	160° D	65° D	32°30'	35'	115° D
25° D	12°30'	35'	155° D	70° D	35° D	35'	110° D
30° D	15° D	35'	150° D	75° D	37°30'	35'	105° D
35° D	17°30'	35'	145° D	80° D	40° D	35'	100° D
40° D	20° D	35'	140° D	85° D	42°30'	35'	95° D
45° D	22°30'	35'	135° D	90° D	45° D	35'	90° D



605-06-0

FEATURES


- Made of hardened steel. Hardness HRC 55
- Accuracy according to DIN/ISO 3650

10 Pcs Set			
Code No.	Length x Thickness	Angle	Accuracy
605-06-0	3" x 1/4"	1°-5° by step of 1° 10°-30° by step of 5°	±0.01°



605-06-2

2 Pcs Set				
Code No.	Size	Thickness	Angle	Accuracy
605-06-2	3 x 3 x 4-3/8" 2 x 3-15/16 x 4"	1/4" 1/4"	45° x 45° x 90° 30° x 60° x 90°	±0.01°



605-06-3

7 Pcs Set		
Code No.	Grade	Individual Blocks Included
605-06-3	DIN/1	15°10', 30°20', 45°30', 50°, 60°40', 75°50', 90°



Angle Gauges Set 1-45°


605 Series



Code No.	Range	Qty.
605-62-0	1°-45°	20 Pcs

Arched Compasses

605 Series



Code No.	Range
605-54-0	2-12mm

Center Gauges

605 Series



FEATURES

- Precision machined hardened steel
- Profile is for 60 degree threads
- Scales markings:
Side 1 with 14ths and 20ths graduations
Side 2 with 24ths and 32ths graduations

Code No.
605-60-0



Radius Gauges 605 Series



605-42-0

FEATURES

- Size is permanently marked on each gauge leaf
- Gauge profiles have both convex and concave radii

Code No.	Range	Qty.	Composition of Leaves	Remark
605-40-1	1/32"-17/64"	16 Slise	1/32"-17/64" x 1/64" step	90° arc.
605-41-1	1/32"-1/4"	15 Slise	1/32"-1/4" x 1/64" step	180° arc.
605-42-1	17/64"-1/2"	16 Slise	17/64"-1/2" x 1/64" step	180° arc.
605-43-1	9/32"-33/64"	16 Slise	9/32"-33/64" x 1/64" step	90° arc.
605-44-1	1/64"-1/2"	25 Slise	1/64"-17/64" x 1/64" step, 9/32"-1/2" x 1/32" step	-
605-41-0	0.5-13mm	26 Slise	0.5-13mm x 0.5mm step	90° arc.
605-42-0	1-7mm	17 pairs	1-3mm x 0.25mm step, 3.5-7mm x 0.5mm step	180° arc.
605-43-0	7.5-15mm	16 pairs	7.5-15mm x 0.5mm step	180° arc.
605-44-0	15.5-25mm	15 pairs	15.5-20mm x 0.5mm step, 21-25mm x 1mm step	180° arc.

Thread Pitch Gauges 605 Series



FEATURES

- Each individual gauge is stamped with the thread pitch size
- See chart below for different thread forms

Metric Screw Pitch Gauges (60°)

Code No.	Range	No. of Leaves	Composition of Leaves
605-50-0	0.25-2.5mm	28	0.25-0.90mm by 0.05mm, 1-2mm x 0.1mm step, Plus 1.25, 1.75, 2.5mm
605-51-0	0.35-6mm	22	0.35, 0.4, 0.45, 0.5, 0.6, 0.7, 0.75, 0.8, 1, 1.25, 1.5, 1.75, 2, 2.5, 3, 3.5, 4, 4.5, 5, 5.5, 6mm, and 60° angle gauge
605-52-0	0.4-7mm	21	0.4, 0.5, 0.7, 0.75, 0.8, 0.9, 1, 1.25, 1.5, 1.75, 2, 2.5, 3, 3.5, 4, 4.5, 5, 5.5, 6, 6.5, 7mm
605-53-0	0.4-7mm	18	0.4, 0.5, 0.75, 1, 1.25, 1.5, 1.75, 2, 2.5, 3, 3.5, 4, 4.5, 5, 5.5, 6, 6.5, 7mm

Unified Screw Pitch Gauges (60°)

Code No.	Range	No. of Leaves	Composition of Leaves
605-50-2	4-42 TPI	30	4, 4-1/2, 5, 5-1/2, 6, 7, 8, 9, 10, 11, 11-1/2, 12, 13, 14, 15, 16, 18, 20, 22, 24, 26, 27, 28, 30, 32, 34, 36, 38, 40, 42 TPI
605-51-2	4-84 TPI	51	4, 4-1/2, 5, 5-1/2, 6, 7, 8, 9, 10, 11, 11-1/2, 12, 13, 14, 15, 16, 18, 20, 22, 24, 26, 27, 28, 30, 32, 34, 36, 38, 40, 42, 44, 46, 48, 50, 52, 54, 56, 58, 60, 62, 64, 66, 68, 70, 72, 74, 76, 78, 80, 82, 84 TPI

Metric and Unified Screw Pitch Gauges (60°)

Code No.	Range	No. of Leaves	Composition of Leaves
605-50-8	0.4-7mm 4-42 TPI	51	605-52-0 and 605-50-2

Whitworth Screw Pitch Gauges (55°)

Code No.	Range	No. of Leaves	Composition of Leaves
605-50-5	4-42 TPI	30	4, 4-1/2, 5, 5-1/2, 6, 7, 8, 9, 10, 11, 11-1/2, 12, 13, 14, 15, 16, 18, 19, 20, 22, 24, 26, 27, 28, 30, 32, 36, 38, 40, 42 TPI
605-51-5	4-60 TPI	28	4, 4-1/2, 5, 6, 7, 8, 9, 10, 11, 12, 13, 14, 16, 18, 20, 22, 24, 25, 26, 28, 30, 32, 34, 36, 40, 48, 60 TPI




V-Blocks with Clamps

606 Series



606-60-0



606-60-6

FEATURES

- Made with hardened steel at HRC55-62
- With spring clamping bar
- Delivered in pairs
- Accuracy:
Parallelism & Squareness: 0.005mm

Plain Clamp


Code No.	Dimensions	For Shaft Dia.
606-60-0	30 x 35 x 35mm	25mm
606-61-0	60 x 60 x 50mm	55mm
606-62-0	105 x 105 x 78mm	100mm

Deep Throat Clamp

Code No.	Dimensions	For Shaft Dia.
606-60-6	40 x 35 x 35mm	25mm
606-60-2	70 x 45 x 41mm	40mm
606-60-4	70 x 63 x 44mm	40mm

Cast Vee Blocks

607 Series



607-70-0

FEATURES

- Precision ground matched pairs made of cast iron grade 20
- Supports objects that are cylindrical and 90° or less
- Accuracy:
Flatness: .0005"
Parallelism: .0008"
Perpendicularity: .0008"

Code No.	Length	V-Opening	Height	Width	V-Cap.
607-70-0	2"	7/8"	1-1/4"	15/16"	1-5/32"
607-71-0	3"	1-3/4"	2-3/8"	1-5/16"	2-7/16"
607-72-0	4"	2-3/16"	2-9/16"	1-9/16"	3-1/16"
607-73-0	5"	2-7/16"	3-1/16"	1-15/16"	3-3/8"
607-74-0	6"	3-1/16"	3-1/2"	2-6/17"	4-1/4"

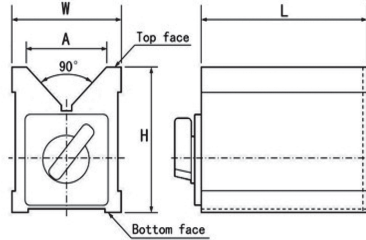


Magnetic V-Blocks

609 Series



609-13-0



FEATURES

- Workpiece can be placed on v-shape or top surface
- The rotary knob switches natural magnet on or off
- The precision surfaces and the bottom V are securely fastened to the ferrous work piece or machine table when the rotary knob is in the on position

One Pair		One Pc			
Code No.	Code No.	Magnetic Power	Magnetic Base		Weight
			(L x W x H)	A	
609-10-0	609-10-1	60 kgf	70 x 60 x 72mm	36mm	1.6kg
609-11-0	609-11-1	70 kgf	80 x 56 x 72mm	36mm	1.7kg
609-12-0	609-12-1	80 kgf	125 x 60 x 72mm	36mm	3.0kg
609-13-0	609-13-1	70 kgf	100 x 70 x 95mm	46mm	4.0kg
609-14-0	609-14-1	80 kgf	115 x 75 x 100mm	50mm	5.2kg

Magnetic V-Blocks


609 Series




609-20-1



609-20-0



609-21-0



609-22-0

FEATURES


- Used for Grinding, Light Milling, Drilling & Inspection of Round & Square Jobs
- The top (V surface) and the end face can be adsorbed
- The switch level can be loaded and unloaded
- Constitute a set of two

Code No.	Dimensions	Power	Scope Of Application
609-20-1	70 x 40 x 50mm	15 kgf	Ø5-48mm
609-20-0	70 x 40 x 50mm	15 kgf	Ø5-48mm
609-21-0	100 x 50 x 80mm	20 kgf	Ø5-80mm
609-22-0	100 x 50 x 80mm	23 kgf	Ø6-100mm



Magnetic Induction Blocks

609 Series



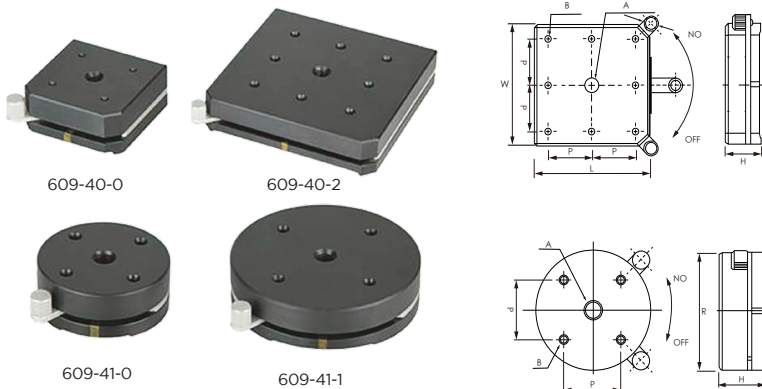
FEATURES

- Used to extends magnetic force to hold bar, or irregular shaped work pieces

Code No.	Dimensions	Material	Scope Of Application
609-30-0	100 x 50 x 25mm	Steel / Aluminum	-
609-30-1	100 x 50 x 25mm	Steel / Copper	-
609-31-0	100 x 58 x 46mm	Steel / Aluminum	Ø5-48mm
609-31-1	100 x 58 x 46mm	Steel / Copper	Ø5-48mm
609-32-0	50 x 58 x 46mm	Steel / Aluminum	Ø5-48mm
609-32-1	50 x 58 x 46mm	Steel / Copper	Ø5-48mm

Thin Type Magnetic Holders

609 Series




FEATURES

- Suitable as a base for securing jigs and measuring equipment on an iron surface plate or machine table and as a temporary base for laser and optical measurement
- Since these bases are of switchover type permanent magnetic bases, they are recommended for applications that require fine adjustment and accuracy
- Simple ON/OFF operation with the level
- Thin and powerful magnetic force
- Dry specification

Code No.	Holding Power	Dimensions				Thread			
		W	L	H	P	R	A	B	
609-40-0	6.5KG	45mm	45mm	20mm	25mm	-	M8	4-M4	
609-40-1	20KG	65mm	65mm	20mm	25mm	-	M8	8-M4	
609-40-2	25KG	90mm	90mm	20mm	25mm	-	M8	8-M4	
609-40-3	80KG	125mm	125mm	30mm	50mm	-	M16	8-M6	
609-41-0	6KG	-	-	-	20mm	50mm	M8	4-M4	
609-41-1	20KG	-	-	-	20mm	75mm	M8	4-M4	



1-2-3, 2-3-4 & 2-4-6 Blocks 607 Series



FEATURES

- Height accuracy in pair: ± 0.0001 "
- Hardened steel to HRC55-60, ground to surface finish 6-16 microinches
- Squareness: $.0002$ "
- Parallelism: $.0001$ "

Code No.		Description
607-01-0	1-2-3 Block	5 tapped holes (3/8"-16) , 18 untapped holes (0.340"dia.)
607-01-1	2-3-4 Block	5 tapped holes (3/8"-16) , 18 untapped holes (0.340"dia.)
607-01-2	2-4-6 Block	5 tapped holes (5/8"-11) , 18 untapped holes (0.520"dia.)


Precision Parallel Sets 607 Series



FEATURES


- Hardened and ground high grade alloy steel
- Hardness HRC52-58
- 6" length
- Height specifications consistent within each pair
- Absolute heights are nominal
- Supplied in durable molded plastic case

Code No.		Description	Thickness	Parallelism	Paired Accuracy	Width Accuracy	Length Accuracy
607-08-0	8 Pair Parallel Set	7/8" to 1-3/4" in 1/8" increments.	1/2"	± 0.0003 "	± 0.0003 "	± 0.0008 "	± 0.0006 "
607-09-0	9 Pair Parallel Set	3/4" to 1-3/4" in 1/8" increments.	1/4"	± 0.0002 "	± 0.0002 "	± 0.0008 "	± 0.0006 "
607-10-0	10 Pair Parallel Set	1/2" to 1-5/8" in 1/8" increments.	1/8"	± 0.0002 "	± 0.0002 "	± 0.0008 "	± 0.0006 "
607-10-1	10 Pair Parallel Set	1/2" to 1-5/8" in 1/8" increments.	1/32"	± 0.0002 "	± 0.0002 "	± 0.0008 "	± 0.0006 "




High Precision Metric Parallels

663 Series



663-02-0



663-12-0

FEATURES

- Made of hardened steel. Hardness HRC48
- Tolerance of Height: $\pm 0.01\text{mm}$
- Tolerance in pairs IT5

Code No.	Length	Width	Number of Pairs	
663-01-0	14, 16, 18, 20, 22, 24, 26, 28, 30, 32, 35, 40mm	120mm	10mm	12
663-02-0	14, 16, 18, 20, 22, 24, 26, 28, 30, 32, 35, 40, 45, 50mm	150mm	10mm	14

Code No.	Length	Number of Pairs	
663-11-0	2 x 5, 3 x 6, 4 x 7, 5 x 8, 6 x 9, 2 x 10, 3 x 11, 4 x 12, 5 x 13, 6 x 14mm, 2 x 15, 3 x 16, 4 x 17, 5 x 18, 6 x 19, 2 x 20, 3 x 21, 4 x 22, 5 x 23, 6 x 24mm	100mm	20
663-12-0	8 x 11, 10 x 13, 12 x 15, 14 x 17, 8 x 16, 10 x 18, 12 x 20, 14 x 22, 8 x 21, 10 x 23, 12 x 25, 14 x 27mm	125mm	24
663-13-0	8 x 26, 10 x 28, 12 x 30, 14 x 32, 8 x 31, 10 x 33, 12 x 35, 14 x 37, 8 x 36, 10 x 38, 12 x 40, 14 x 42mm	150mm	24



Granite Surface Plates

630/631 Series



FEATURES

- Material: Natural granite black in colour provides stability and longevity
- Each surface plate is shipped with a certificate of accuracy which guarantees its accuracy
- Granite surface plates are more common than cast iron plates due to the positive attributes
- Granite plate stands is not included

Grade AA	Inch
Code No.	Size
631-10-9	8 x 12 x 3"
631-12-9	9 x 12 x 3"
631-14-9	12 x 12 x 3"
631-16-9	12 x 18 x 4"
631-18-9	18 x 18 x 4"
631-20-9	18 x 24 x 4"
631-22-9	24 x 24 x 5"
631-24-9	24 x 30 x 5"
631-26-9	24 x 36 x 6"
631-28-9	24 x 48 x 8"
631-30-9	30 x 36 x 6"
631-32-9	30 x 48 x 8"
631-34-9	30 x 60 x 12"
631-36-9	36 x 36 x 6"
631-38-9	36 x 48 x 8"

Grade 00	Metric
Code No.	Size
630-09-9	400 x 400 x 100mm
630-10-9	300 x 300 x 100mm
630-12-9	450 x 300 x 100mm
630-14-9	600 x 450 x 100mm
630-16-9	600 x 600 x 130mm
630-18-9	750 x 500 x 130mm
630-20-9	1000 x 750 x 150mm
630-22-9	1000 x 1000 x 150mm
630-24-9	1500 x 1000 x 200mm
630-26-9	2000 x 1000 x 250mm
630-28-9	2000 x 1500 x 300mm
630-30-9	2000 x 2000 x 300mm
630-32-9	3000 x 1500 x 400mm
630-34-9	3000 x 2000 x 500mm

Granite Plate Stands

638 Series

Code No.	Size
638-03-0	600 x 450 x 100mm
638-04-0	600 x 600 x 130mm
638-05-0	750 x 500 x 130mm
638-06-0	1000 x 750 x 150mm
638-07-0	1000 x 1000 x 150mm
638-08-0	1500 x 1000 x 200mm



Spring Dividers and Calipers

606 Series



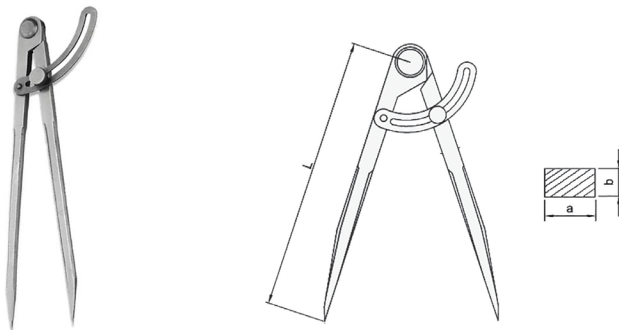
FEATURES

- Manufactured from hardened durable material
- Contact surfaces are rounded

Spring Divider	Outside Spring Caliper	Inside Spring Caliper				
Code No.	Code No.	Code No.	Inch Range	Metric Range.	a	b
606-31-0	606-31-2	606-31-4	6"	150mm	7mm	7mm
606-32-0	606-32-2	606-32-4	8"	200mm	7mm	7mm
606-33-0	606-33-2	606-33-4	10"	250mm	8mm	8mm
606-34-0	606-34-2	606-34-4	12"	300mm	8mm	8mm
606-35-0	606-35-2	606-35-4	16"	400mm	8mm	8mm
606-36-0	606-36-2	606-36-4	20"	500mm	8mm	8mm
606-37-0	606-37-2	606-37-4	24"	600mm	8mm	8mm

Arched Compasses

606 Series



	Inch	Metric		
Code No.	Range (L)	Range (L)	a	b
606-31-1	6"	150mm	10mm	7mm
606-32-1	8"	200mm	10mm	7mm
606-33-1	10"	250mm	10mm	7mm
606-34-1	12"	300mm	10mm	7mm
606-35-1	18"	400mm	11mm	7mm
606-36-1	20"	500mm	11mm	7mm
606-37-1	24"	600mm	11mm	7mm
606-38-1	32"	800mm	14mm	14mm
606-39-1	40"	1000mm	14mm	14mm



Arched Compasses with Pencil Holder

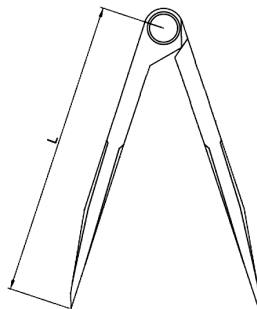
606 Series




Code No.	Inch	Metric	a	b
	Range (L)	Range (L)		
606-31-3	6"	150mm	10mm	7mm
606-32-3	8"	200mm	10mm	7mm
606-33-3	10"	250mm	10mm	7mm
606-34-3	12"	300mm	10mm	7mm
606-35-3	18"	400mm	11mm	7mm
606-36-3	20"	500mm	11mm	7mm
606-37-3	24"	600mm	11mm	7mm
606-38-3	32"	800mm	14mm	14mm
606-39-3	40"	1000mm	14mm	14mm

Pointed Compasses

606 Series




Code No.	Inch	Metric	a	b
	Range (L)	Range (L)		
606-31-5	6"	150mm	10mm	7mm
606-32-5	8"	200mm	10mm	7mm
606-33-5	10"	250mm	10mm	7mm
606-34-5	12"	300mm	10mm	7mm
606-35-5	18"	400mm	11mm	7mm
606-36-5	20"	500mm	11mm	7mm
606-37-5	24"	600mm	11mm	7mm
606-38-5	32"	800mm	14mm	14mm
606-39-5	40"	1000mm	14mm	14mm



Welding Gauges

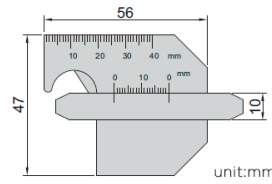
607 Series



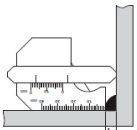
front



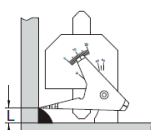
back



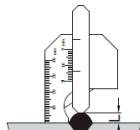
unit:mm



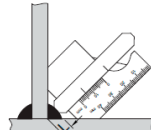
leg length



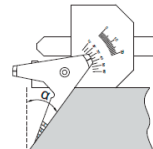
leg height



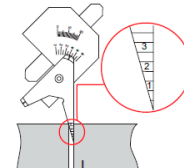
crown height



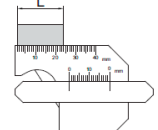
throat size



angle



gap



length

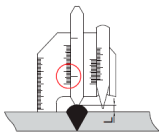
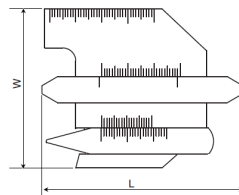
Code No.	Measurement	Range	Graduation	Accuracy
607-63-1	Leg length	0-20mm	1mm	±0.3mm
	Leg height	0-20mm	1mm	±0.3mm
	Crown height	0-20mm	1mm	±0.3mm
	Throat size	0-10mm	1mm	±0.3mm
	Angle	0-60°	5°	±1°
	Gap	1-3.5mm	0.5mm	±0.2mm
	Length	0-40mm	1mm	±0.3mm



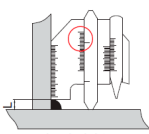
front



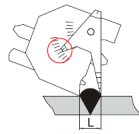
back



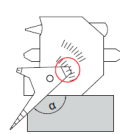
crown height



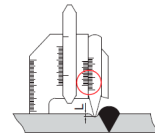
leg height



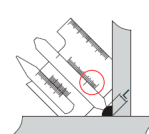
weld length



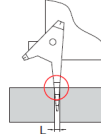
angle



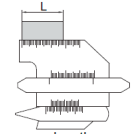
undercut depth



throat size




gap



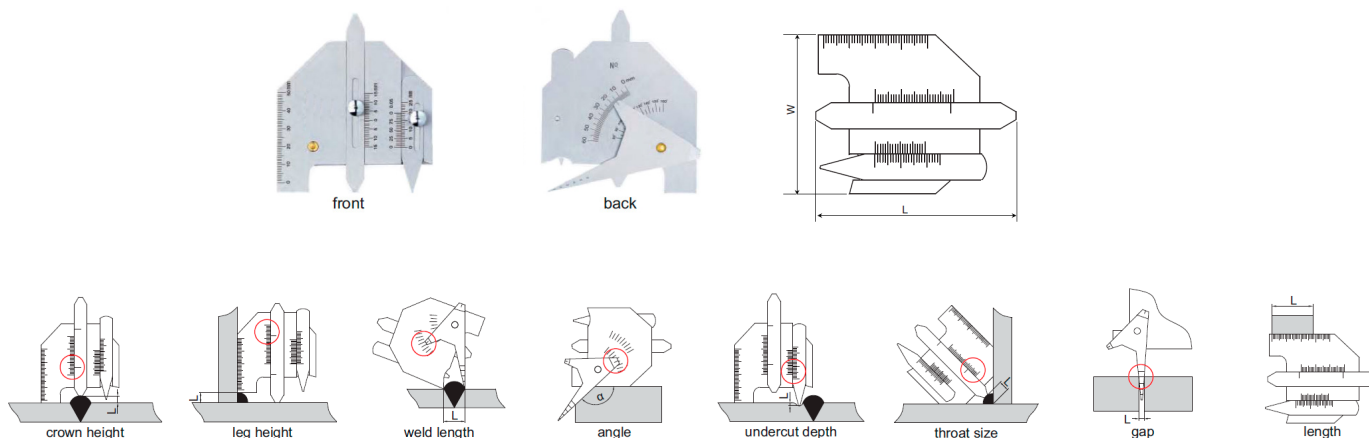
length

Leg Height: 0-10mm

Code No.	Measurement	Range	Graduation	Accuracy
607-63-2	Crown height	0-10mm	1mm	±0.5mm
	Leg length	0-14mm	1mm	±0.05mm
	Undercut depth	0-5mm	0.05mm	±0.3mm
	Throat size	0-13mm	1mm	±0.5mm
	Weld length	0-40mm	1mm	±1mm
	Angle	90-150°	5°	±1°
	Gap	0.5-5mm	1mm	±0.5mm
	Length	0-40mm	1mm	±1mm
	L x W		62 x 77mm	



Welding Gauges 607 Series



Leg Height: 0-15mm

Code No.	Measurement	Range	Graduation	Accuracy
607-63-3	Crown height	0-15mm	1mm	±0.5mm
	Leg length	0-15mm	1mm	±0.05mm
	Undercut depth	0-5mm	0.05mm	±0.3mm
	Throat size	0-13mm	1mm	±0.5mm
	Weld length	0-60mm	1mm	±1mm
	Angle	80-160°	5°	±1°
	Gap	1-6mm	1mm	±0.5mm
	Length	0-50mm	1mm	±1mm
L x W		99 x 84mm		



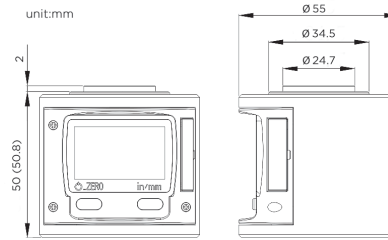
Crown Height: 0-25mm/0-1"

Code No.	Measurement	Range	Graduation	Accuracy
607-63-4	Crown height	0-25mm / 0-1"	1mm / 1/16"	±0.5mm
	Fillet weld leg length	0-25mm / 0-1"	1mm / 1/16"	±0.05mm
	Misalignment	0-25mm / 0-1"	1mm / 1/16"	±0.05mm
	Undercut depth	0-2mm / 0-1/8"	1mm / 1/16"	±0.05mm
	Fillet weld throat size	0-20mm / 0-3/4"	1mm / 1/16"	±0.05mm
	Angle of preparation	0-60°	5°	±1°
	Length	0-60mm / 0-2"	1mm / 1/16"	±0.5mm
	45° angle			±1°



Digital Zero Setters

001 Series



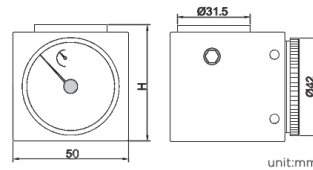
FEATURES

- IP65 Protection level
- Light indicating when LCD display "0.000"
- Power on automatically when the measuring surface moving

Inch				Metric				
Code	Height	Range	Resolution	Accuracy	Height	Range	Resolution	Accuracy
001-29-2	2"	0.12"	.00005"	.0002"	50mm	2.5mm	0.001mm	0.005mm

Zero Setters

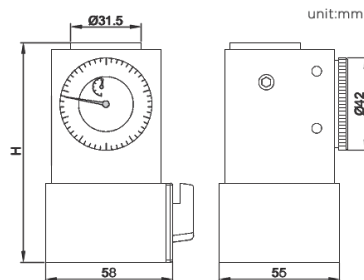
001 Series



FEATURES

- With magnet on base, which is helpful for fixing

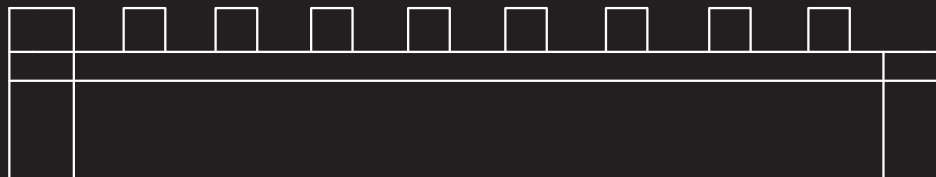
#1				
Code No.	Height (H)	Range	Resolution	Accuracy
001-29-0	50mm	2.0mm	0.01mm	±0.01mm



#2				
Code No.	Height (H)	Range	Resolution	Accuracy
001-29-1	100mm	2.0mm	0.01mm	±0.01mm

Gauges

223	Rectangular Steel Gauge Block Sets	234	Thread Plug Gauges and Ring Gauges
225	Rectangular Tungsten Steel Gauge Block Sets	236	Whitworth Pipe Thread Plug Gauges and Ring Gauges
225	Rectangular Ceramic Gauge Block Sets	236	NPT Thread Plug Gauges and Ring Gauges
226	Inch Individual Rectangular Gauge Blocks	236	Inch Master Setting Ring Gauges
227	Metric Individual Rectangular Gauge Blocks	237	ANSI Inch Thread Plug Gauges and Adjustable Ring Gauges
228	Metric Individual Rectangular Ceramic Gauge Blocks	238	ANSI Inch Thread Ring Gauges
229	Caliper Calibration Gauge Sets	239	ANSI Metric Thread Plug Gauges and Ring Gauges
229	Micrometer Calibration Gauge Sets	240	Precision Inspection Gauge Ball Sets
230	Gauge Block Accessories	240	36 pcs Round Space Block Set
232	Check Masters	241	Pin Gauge sets
232	Optical Flats	243	Individual Pin Gauges
233	Plug Gauges and Ring Gauges	243	Pin Gauge Handles



Rectangular Steel Gauge Block Sets

650 Series



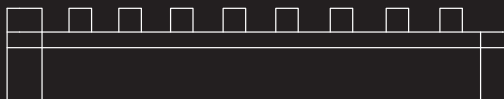
650-11-1

FEATURES

- Individual serial numbers on each block, regardless of grade
- A complete certificate of calibration traceable to the NIST or DIN showing the deviation of each block
- Mirror polished surfaces provide superior wringing characteristics

Inch			
Code No.	Blocks Per Set	Blocks Included In Set	Grade
650-01-0	81	1 Block: .050" 10 Blocks: .1000"-1.009" x .0001" step 49 Blocks: .101"-.149" x .001" step 17 Blocks: .150"-.950" x .050" step 4 Blocks: 1.000"-4.000" x 1.000" step	0
650-01-1			AS-1
650-01-2			AS-2
650-02-0	36	1 Block: .050" 10 Blocks: .1000"-1.009" x .0001" step 9 Blocks: .101"-.109" x .001" step 9 Blocks: .110"-.190" x .010" step 4 Blocks: .200"-.500" x .100" step 3 Blocks: 1", 2", 4"	0
650-02-1			AS-1
650-02-2			AS-2

Metric			
Code No.	Blocks Per Set	Blocks Included In Set	Grade
650-11-0	122	1 Blocks: 1.0005mm 9 Blocks: 1.001-1.009mm x 0.001mm step 49 Blocks: 1.01-1.49mm x 0.01mm step 4 Blocks: 1.6-1.9mm x 0.1mm step 49 Blocks: 0.5-24.5mm x 0.5mm step 8 Blocks: 30-100mm x 10mm step 2 Blocks: 25, 75mm	0
650-11-1			1
650-11-2			2
650-17-0	112	1 Blocks: 1.0005mm 9 Blocks: 1.001-1.009mm x 0.001mm step 49 Blocks: 1.01-1.49mm x 0.01mm step 49 Blocks: 0.5-24.5mm x 0.5mm step 4 Blocks: 25-100mm x 25mm step	0
650-17-1			1
650-17-2			2
650-12-0	103	1 Blocks: 1.005mm 49 Blocks: 1.01-1.49mm x 0.01mm step 49 Blocks: 0.5-24.5mm x 0.5mm step 4 Blocks: 25-100mm x 25mm step	0
650-12-1			1
650-12-2			2
650-18-0	88	1 Blocks: 1.0005mm 9 Blocks: 1.001-1.009mm x 0.001mm step 49 Blocks: 1.01-1.49mm x 0.01mm step 19 Blocks: 0.5-9.5mm x 0.5mm step 10 Blocks: 10-100mm x 10mm step	0
650-18-1			1
650-18-2			2
650-13-0	87	9 Blocks: 1.001-1.009mm x 0.001mm step 49 Blocks: 1.01-1.49mm x 0.01mm step 19 Blocks: 0.5-9.5mm x 0.5mm step 10 Blocks: 10-100mm x 10mm step	0
650-13-1			1
650-13-2			2
650-19-0	76	1 Blocks: 1.005mm 49 Blocks: 1.01-1.49mm x 0.01mm step 19 Blocks: 0.5-9.5mm x 0.5mm step 4 Blocks: 10-40mm x 10mm step 3 Blocks: 50-100mm x 25mm step	0
650-19-1			1
650-19-2			2



Rectangular Steel Gauge Block Sets

650 Series

Metric			
Code No.	Blocks Per Set	Blocks Included In Set	Grade
650-20-0	56	1 Block: 0.5mm	0
650-20-1		9 Block: 1.001-1.009mm x 0.001mm step	1
650-20-2		9 Block: 1.01-1.09mm x 0.01mm step 9 Block: 1.1-1.9mm x 0.1mm step 24 Block: 1-24mm x 1mm step 4 Block: 25-100mm x 25mm step	2
650-14-0	47	1 Block: 1.005mm	0
650-14-1		20 Block: 1.01-1.20mm x 0.01mm step	1
650-14-2		7 Block: 1.3-1.9mm x 0.1mm step 9 Block: 1-9mm x 1mm step 10 Block: 10-100mm x 10mm step	2
650-15-0	47	1 Block: 1.005mm	0
650-15-1		9 Block: 1.01-1.09mm x 0.01mm step 9 Block: 1.1-1.9mm x 0.1mm step	1
650-15-2		24 Block: 1-24mm x 1mm step 4 Block: 25-100mm x 25mm step	2
650-21-0	46	9 Block: 1.001-1.009mm x 0.001mm step	0
650-21-1		9 Block: 1.01-1.09mm x 0.01mm step 9 Block: 1.1-1.9mm x 0.1mm step	1
650-21-2		9 Block: 1-9mm x 1mm step 10 Block: 10-100mm x 10mm step	2
650-22-0	34	1 Block: 1.0005mm	0
650-22-1		9 Block: 1.001-1.009mm x 0.001mm step 9 Block: 1.01-1.09mm x 0.01mm step	1
650-22-2		9 Block: 1.1-1.9mm x 0.1mm step 6 Block: 1-5 x 1mm step, 10mm	2
650-16-0	32	1 Block: 1.005mm	0
650-16-1		9 Block: 1.01-1.09mm x 0.01mm step 9 Block: 1.1-1.9mm x 0.1mm step	1
650-16-2		9 Block: 1-9mm x 1mm step 4 Block: 10mm, 20mm, 30mm, 50mm	2
650-23-0	24	9 Block: 1.01-1.09mm x 0.01mm step	0
650-23-1		9 Block: 1.1-1.9mm x 0.1mm step 5 Block: 1-5mm x 1mm step 1 Block: 10mm	1
650-24-0	19	9 Block: 1.1-1.9mm x 0.1mm step	0
650-24-1		5 Block: 1-5mm x 1mm step 2 Block: 10-20mm x 10mm step 3 Block: 25mm, 50mm, 100mm	1
650-25-0	10	5 Block: 1-5mm x 1mm step	0
650-25-1		2 Block: 10-20mm x 10mm step 3 Block: 25mm, 50mm, 100mm	1
650-35-0	8		0
650-35-1		125mm, 150, 175, 200, 250, 300, 400, 500mm	1
650-35-2			2

Metric			
Code No.	Blocks Per Set	Blocks Included In Set	Grade
650-26-0	18		0
650-26-1		9 Block: 0.991-0.999mm x 0.001mm step	1
650-26-2		9 Block: 1.001-1.009mm x 0.001mm step	2
650-27-0	9		0
650-27-1		9 Block: 1.001-1.009mm x 0.001mm step	1
650-27-2			2
650-28-0	9		0
650-28-1		9 Block: 0.991-0.999mm x 0.001mm step	1
650-28-2			2

Rectangular Tungsten Steel Gauge Block Sets

650 Series

Code No.	Blocks Per Set	Blocks Included In Set	Grade
650-93-0	87	9 Block: 1.001-1.009mm x 0.001mm step 49 Block: 1.01-1.49mm x 0.01mm step 19 Block: 0.5-9.5mm x 0.5mm step 10 Block: 10-100mm x 10mm step	0
650-93-1			1
650-92-0	103	1 Block: 1.005mm 49 Block: 1.01-1.49mm x 0.01mm step 49 Block: 0.5-24.5mm x 0.5mm step 4 Block: 25-100mm x 25mm step	0
650-92-1			1
650-97-0	112	1 Block: 1.0005mm 9 Block: 1.001-1.009mm x 0.001mm step 49 Block: 1.01-1.49mm x 0.01mm step 49 Block: 0.5-24.5mm x 0.5mm step 4 Block: 25-100mm x 25mm step	0
650-97-1			1

Rectangular Ceramic Gauge Block Sets

650 Series



650-63-0

Metric			
Code No.	Blocks Per Set	Blocks Included In Set	Grade
650-61-0	122	1 Blocks: 1.0005mm 49 Blocks: 1.01-1.49mm x 0.01mm step 49 Blocks: 0.5-24.5mm x 0.5mm step 2 Blocks: 25, 75mm	0
650-61-1			1
650-67-0	112	1 Blocks: 1.0005mm 49 Blocks: 1.01-1.49mm x 0.01mm step 4 Blocks: 25-100mm x 25mm step	0
650-67-1			1
650-62-0	103	1 Blocks: 1.005mm 49 Blocks: 0.5-24.5mm x 0.5mm step	0
650-62-1			1
650-63-0	87	9 Blocks: 1.001-1.009mm x 0.001mm step 19 Blocks: 0.5-9.5mm x 0.5mm step	0
650-63-1			1
650-64-0	47	1 Block: 1.005mm 7 Block: 1.3-1.9mm x 0.1mm step 10 Block: 10-100mm x 10mm step	0
650-64-1			1
650-71-0	46	9 Block: 1.001-1.009mm x 0.001mm step 9 Block: 1.1-1.9mm x 0.1mm step 10 Block: 10-100mm x 10mm step	0
650-71-1			1
650-66-0	32	1 Block: 1.005mm 9 Block: 1.1-1.9mm x 0.1mm step 4 Block: 10mm, 20mm, 30mm, 50mm	0
650-66-1			1

Inch Individual Rectangular Gauge Blocks

65X Series



651-87-0

FEATURES

- ASME/DIN/JIS/GB Standard
- ASME Grade 0 is available for both Steel and Ceramic individuals
- ASME Grade 1 is only available for Steel

Steel		Ceramic	
Grade 0	Grade 1	Grade 0	Size
651-01-0	651-01-1	655-01-0	.05"
651-02-0	651-02-1	655-02-0	.05005"
651-03-0	651-03-1	655-03-0	.0503"
651-04-0	651-04-1	655-04-0	.0506"
651-05-0	651-05-1	655-05-0	.0507"
651-06-0	651-06-1	655-06-0	.0508"
651-07-0	651-07-1	655-07-0	.0509"
651-08-0	651-08-1	655-08-0	.052"
651-09-0	651-09-1	655-09-0	.053"
651-10-0	651-10-1	655-10-0	.054"
651-11-0	651-11-1	655-11-0	.055"
651-12-0	651-12-1	655-12-0	.056"
651-13-0	651-13-1	655-13-0	.058"
651-14-0	651-14-1	655-14-0	.06"
651-15-0	651-15-1	655-15-0	.1"
651-16-0	651-16-1	655-16-0	.10005"
651-17-0	651-17-1	655-17-0	.1001"
651-18-0	651-18-1	655-18-0	.1002"
651-19-0	651-19-1	655-19-0	.1003"
651-20-0	651-20-1	655-20-0	.1004"
651-21-0	651-21-1	655-21-0	.1005"
651-22-0	651-22-1	655-22-0	.1006"
651-23-0	651-23-1	655-23-0	.1007"
651-24-0	651-24-1	655-24-0	.1008"
651-25-0	651-25-1	655-25-0	.1009"
651-26-0	651-26-1	655-26-0	.101"
651-27-0	651-27-1	655-27-0	.102"
651-28-0	651-28-1	655-28-0	.103"
651-29-0	651-29-1	655-29-0	.104"
651-30-0	651-30-1	655-30-0	.105"
651-31-0	651-31-1	655-31-0	.106"
651-32-0	651-32-1	655-32-0	.107"
651-33-0	651-33-1	655-33-0	.108"
651-34-0	651-34-1	655-34-0	.109"
651-35-0	651-35-1	655-35-0	.11"
651-36-0	651-36-1	655-36-0	.111"

Steel		Ceramic	
Grade 0	Grade 1	Grade 0	Size
651-37-0	651-37-1	655-37-0	.112"
651-38-0	651-38-1	655-38-0	.113"
651-39-0	651-39-1	655-39-0	.114"
651-40-0	651-40-1	655-40-0	.115"
651-41-0	651-41-1	655-41-0	.116"
651-42-0	651-42-1	655-42-0	.117"
651-43-0	651-43-1	655-43-0	.118"
651-44-0	651-44-1	655-44-0	.119"
651-45-0	651-45-1	655-45-0	.12"
651-46-0	651-46-1	655-46-0	.121"
651-47-0	651-47-1	655-47-0	.122"
651-48-0	651-48-1	655-48-0	.123"
651-49-0	651-49-1	655-49-0	.124"
651-50-0	651-50-1	655-50-0	.125"
651-51-0	651-51-1	655-51-0	.126"
651-52-0	651-52-1	655-52-0	.127"
651-53-0	651-53-1	655-53-0	.128"
651-54-0	651-54-1	655-54-0	.129"
651-55-0	651-55-1	655-55-0	.13"
651-56-0	651-56-1	655-56-0	.131"
651-57-0	651-57-1	655-57-0	.132"
651-58-0	651-58-1	655-58-0	.133"
651-59-0	651-59-1	655-59-0	.134"
651-60-0	651-60-1	655-60-0	.135"
651-61-0	651-61-1	655-61-0	.136"
651-62-0	651-62-1	655-62-0	.137"
651-63-0	651-63-1	655-63-0	.138"
651-64-0	651-64-1	655-64-0	.139"
651-65-0	651-65-1	655-65-0	.14"
651-66-0	651-66-1	655-66-0	.141"
651-67-0	651-67-1	655-67-0	.142"
651-68-0	651-68-1	655-68-0	.143"
651-69-0	651-69-1	655-69-0	.144"
651-70-0	651-70-1	655-70-0	.145"
651-71-0	651-71-1	655-71-0	.146"
651-72-0	651-72-1	655-72-0	.147"

Steel		Ceramic	
Grade 0	Grade 1	Grade 0	Size
651-73-0	651-73-1	655-73-0	.148"
651-74-0	651-74-1	655-74-0	.149"
651-75-0	651-75-1	655-75-0	.15"
651-76-0	651-76-1	655-76-0	.16"
651-77-0	651-77-1	655-77-0	.17"
651-78-0	651-78-1	655-78-0	.18"
651-79-0	651-79-1	655-79-0	.19"
651-80-0	651-80-1	655-80-0	.2"
651-81-0	651-81-1	655-81-0	.21"
651-82-0	651-82-1	655-82-0	.25"
651-83-0	651-83-1	655-83-0	.3"
651-84-0	651-84-1	655-84-0	.35"
651-85-0	651-85-1	655-85-0	.4"
651-86-0	651-86-1	655-86-0	.45"
651-87-0	651-87-1	655-87-0	.5"
651-88-0	651-88-1	655-88-0	.55"
651-89-0	651-89-1	655-89-0	.6"
651-90-0	651-90-1	655-90-0	.65"
651-91-0	651-91-1	655-91-0	.7"
651-92-0	651-92-1	655-92-0	.75"
651-93-0	651-93-1	655-93-0	.8"
651-94-0	651-94-1	655-94-0	.85"
651-95-0	651-95-1	655-95-0	.9"
651-96-0	651-96-1	655-96-0	.95"
651-97-0	651-97-1	655-97-0	1"
651-98-0	651-98-1	655-98-0	2"
651-99-0	651-99-1	655-99-0	3"
652-00-0	652-00-1	656-00-0	4"
652-01-0	652-01-1	656-01-0	5"
652-02-0	652-02-1	-	6"
652-03-0	652-03-1	-	7"
652-04-0	652-04-1	-	8"
652-05-0	652-05-1	-	10"
652-06-0	652-06-1	-	12"
652-07-0	652-07-1	-	16"
652-08-0	652-08-1	-	20"

Metric Individual Rectangular Gauge Blocks

65X Series



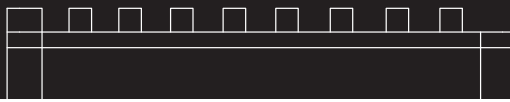
FEATURES

- ASME/DIN/JIS/GB Standard
- Steel Grade 0 and Grade 1

Code No.		
Grade 0	Grade 1	Size
653-01-0	653-01-1	0.5mm
653-02-0	653-02-1	1mm
653-03-0	653-03-1	1.001mm
653-04-0	653-04-1	1.002mm
653-05-0	653-05-1	1.003mm
653-06-0	653-06-1	1.004mm
653-07-0	653-07-1	1.005mm
653-08-0	653-08-1	1.006mm
653-09-0	653-09-1	1.007mm
653-10-0	653-10-1	1.008mm
653-11-0	653-11-1	1.009mm
653-12-0	653-12-1	1.01mm
653-13-0	653-13-1	1.02mm
653-14-0	653-14-1	1.03mm
653-15-0	653-15-1	1.04mm
653-16-0	653-16-1	1.05mm
653-17-0	653-17-1	1.06mm
653-18-0	653-18-1	1.07mm
653-19-0	653-19-1	1.08mm
653-20-0	653-20-1	1.09mm
653-21-0	653-21-1	1.1mm
653-22-0	653-22-1	1.11mm
653-23-0	653-23-1	1.12mm
653-24-0	653-24-1	1.13mm
653-25-0	653-25-1	1.14mm
653-26-0	653-26-1	1.15mm
653-27-0	653-27-1	1.16mm
653-28-0	653-28-1	1.17mm
653-29-0	653-29-1	1.18mm
653-30-0	653-30-1	1.19mm
653-31-0	653-31-1	1.2mm
653-32-0	653-32-1	1.21mm
653-33-0	653-33-1	1.22mm
653-34-0	653-34-1	1.23mm
653-35-0	653-35-1	1.24mm
653-36-0	653-36-1	1.25mm
653-37-0	653-37-1	1.26mm
653-38-0	653-38-1	1.27mm
653-39-0	653-39-1	1.28mm
653-40-0	653-40-1	1.29mm
653-41-0	653-41-1	1.3mm
653-42-0	653-42-1	1.31mm
653-43-0	653-43-1	1.32mm
653-44-0	653-44-1	1.33mm
653-45-0	653-45-1	1.34mm

Code No.		
Grade 0	Grade 1	Size
653-46-0	653-46-1	1.35mm
653-47-0	653-47-1	1.36mm
653-48-0	653-48-1	1.37mm
653-49-0	653-49-1	1.38mm
653-50-0	653-50-1	1.39mm
653-51-0	653-51-1	1.4mm
653-52-0	653-52-1	1.41mm
653-53-0	653-53-1	1.42mm
653-54-0	653-54-1	1.43mm
653-55-0	653-55-1	1.44mm
653-56-0	653-56-1	1.45mm
653-57-0	653-57-1	1.46mm
653-58-0	653-58-1	1.47mm
653-59-0	653-59-1	1.48mm
653-60-0	653-60-1	1.49mm
653-61-0	653-61-1	1.5mm
653-62-0	653-62-1	1.6mm
653-63-0	653-63-1	1.7mm
653-64-0	653-64-1	1.8mm
653-65-0	653-65-1	1.9mm
653-66-0	653-66-1	2mm
653-67-0	653-67-1	2.5mm
653-68-0	653-68-1	3mm
653-69-0	653-69-1	3.5mm
653-70-0	653-70-1	4mm
653-71-0	653-71-1	4.5mm
653-72-0	653-72-1	5mm
653-73-0	653-73-1	5.5mm
653-74-0	653-74-1	6mm
653-75-0	653-75-1	6.5mm
653-76-0	653-76-1	7mm
653-77-0	653-77-1	7.5mm
653-78-0	653-78-1	8mm
653-79-0	653-79-1	8.5mm
653-80-0	653-80-1	9mm
653-81-0	653-81-1	9.5mm
653-82-0	653-82-1	10mm
653-83-0	653-83-1	10.5mm
653-84-0	653-84-1	11mm
653-85-0	653-85-1	11.5mm
653-86-0	653-86-1	12mm
653-87-0	653-87-1	12.5mm
653-88-0	653-88-1	13mm
653-89-0	653-89-1	13.5mm
653-90-0	653-90-1	14mm

Code No.		
Grade 0	Grade 1	Size
653-91-0	653-91-1	14.5mm
653-92-0	653-92-1	15mm
653-93-0	653-93-1	15.5mm
653-94-0	653-94-1	16mm
653-95-0	653-95-1	16.5mm
653-96-0	653-96-1	17mm
653-97-0	653-97-1	17.5mm
653-98-0	653-98-1	18mm
653-99-0	653-99-1	18.5mm
654-00-0	654-00-1	19mm
654-01-0	654-01-1	19.5mm
654-02-0	654-02-1	20mm
654-03-0	654-03-1	20.5mm
654-04-0	654-04-1	21mm
654-05-0	654-05-1	21.5mm
654-06-0	654-06-1	22mm
654-07-0	654-07-1	22.5mm
654-08-0	654-08-1	23mm
654-09-0	654-09-1	23.5mm
654-10-0	654-10-1	24mm
654-11-0	654-11-1	24.5mm
654-12-0	654-12-1	25mm
654-13-0	654-13-1	30mm
654-14-0	654-14-1	40mm
654-15-0	654-15-1	50mm
654-16-0	654-16-1	60mm
654-17-0	654-17-1	70mm
654-18-0	654-18-1	75mm
654-19-0	654-19-1	80mm
654-20-0	654-20-1	90mm
654-21-0	654-21-1	100mm
-	654-22-1	125mm
-	654-23-1	150mm
-	654-24-1	175mm
-	654-25-1	200mm
-	654-27-1	250mm
-	654-29-1	300mm
-	654-31-1	400mm
-	654-33-1	500mm
-	654-35-1	600mm
-	654-37-1	700mm
-	654-39-1	800mm
-	654-41-1	900mm
-	654-43-1	1000mm
-	-	-



Metric Individual Rectangular Ceramic Gauge Blocks

657/658 Series

FEATURES

- ASME/DIN/JIS/GB Standard
- Ceramic Grade O

Code No.	Size
657-01-0	0.5mm
657-02-0	1mm
657-03-0	1.001mm
657-04-0	1.002mm
657-05-0	1.003mm
657-06-0	1.004mm
657-07-0	1.005mm
657-08-0	1.006mm
657-09-0	1.007mm
657-10-0	1.008mm
657-11-0	1.009mm
657-12-0	1.01mm
657-13-0	1.02mm
657-14-0	1.03mm
657-15-0	1.04mm
657-16-0	1.05mm
657-17-0	1.06mm
657-18-0	1.07mm
657-19-0	1.08mm
657-20-0	1.09mm
657-21-0	1.1mm
657-22-0	1.11mm
657-23-0	1.12mm
657-24-0	1.13mm
657-25-0	1.14mm
657-26-0	1.15mm
657-27-0	1.16mm
657-28-0	1.17mm
657-29-0	1.18mm
657-30-0	1.19mm
657-31-0	1.2mm
657-32-0	1.21mm
657-33-0	1.22mm
657-34-0	1.23mm
657-35-0	1.24mm
657-36-0	1.25mm
657-37-0	1.26mm
657-38-0	1.27mm
657-39-0	1.28mm
657-40-0	1.29mm
657-41-0	1.3mm

Code No.	Size
657-42-0	1.31mm
657-43-0	1.32mm
657-44-0	1.33mm
657-45-0	1.34mm
657-46-0	1.35mm
657-47-0	1.36mm
657-48-0	1.37mm
657-49-0	1.38mm
657-50-0	1.39mm
657-51-0	1.4mm
657-52-0	1.41mm
657-53-0	1.42mm
657-54-0	1.43mm
657-55-0	1.44mm
657-56-0	1.45mm
657-57-0	1.46mm
657-58-0	1.47mm
657-59-0	1.48mm
657-60-0	1.49mm
657-61-0	1.5mm
657-62-0	1.6mm
657-63-0	1.7mm
657-64-0	1.8mm
657-65-0	1.9mm
657-66-0	2mm
657-67-0	2.5mm
657-68-0	3mm
657-69-0	3.5mm
657-70-0	4mm
657-71-0	4.5mm
657-72-0	5mm
657-73-0	5.5mm
657-74-0	6mm
657-75-0	6.5mm
657-76-0	7mm
657-77-0	7.5mm
657-78-0	8mm
657-79-0	8.5mm
657-80-0	9mm
657-81-0	9.5mm
657-82-0	10mm

Code No.	Size
657-83-0	10.5mm
657-84-0	11mm
657-85-0	11.5mm
657-86-0	12mm
657-87-0	12.5mm
657-88-0	13mm
657-89-0	13.5mm
657-90-0	14mm
657-91-0	14.5mm
657-92-0	15mm
657-93-0	15.5mm
657-94-0	16mm
657-95-0	16.5mm
657-96-0	17mm
657-97-0	17.5mm
657-98-0	18mm
657-99-0	18.5mm
658-00-0	19mm
658-01-0	19.5mm
658-02-0	20mm
658-03-0	20.5mm
658-04-0	21mm
658-05-0	21.5mm
658-06-0	22mm
658-07-0	22.5mm
658-08-0	23mm
658-09-0	23.5mm
658-10-0	24mm
658-11-0	24.5mm
658-12-0	25mm
658-13-0	30mm
658-14-0	40mm
658-15-0	50mm
658-16-0	60mm
658-17-0	70mm
658-18-0	75mm
658-19-0	80mm
658-20-0	90mm
658-21-0	100mm
-	-
-	-

Caliper Calibration Gauge Sets

659 Series



659-31-1

FEATURES


- DIN/GB Standard
- Material: Hardened Steel
- Grades 0 and 1 are available

For DIN Standard			
Code No.	Individual Blocks in Set	Range	Grade
659-31-1	30.0mm, 41.3mm, 131.4mm Master Ring: Ø4.0mm, Ø25.0mm	0-150mm	1
659-32-0	41.3mm, 131.4mm, 243.5mm Master Ring: Ø4.0mm, Ø25.0mm	0-300mm	0

For GB Standard			
Code No.	Individual Blocks in Set	Range	Grade
659-41-1	10mm, 20mm, 20mm, 41.2mm, 81.5mm, 121.8mm	0-150mm	1
659-42-1	10mm, 20mm, 20mm, 51.2mm, 121.5mm, 191.8mm	0-200mm	1
659-43-1	10mm, 20mm, 20mm, 101.2mm, 201.5mm, 291.8mm	0-300mm	1
659-40-1	10mm, 20mm, 20mm, 41.2mm, 51.2mm, 81.5mm, 101.2mm, 121.5mm, 121.8mm, 191.8mm, 201.5mm, 291.8mm	0-300mm	1

Micrometer Calibration Gauge Sets

659 Series



659-21-1

FEATURES

- DIN/GB Standard
- Steel or Ceramic, Grade 1

Steel Set For DIN Standard			
Code No.	Blocks in Set	Range	Grade
659-21-1	5.1mm, 10.3mm, 15.0mm, 20.2mm, 25.0mm	0-25mm	1

Steel Set For GB Standard			
Code No.	Blocks in Set	Range	Grade
659-22-1	5.12mm, 10.24mm, 15.36mm, 21.5mm, 25.0mm	0-25mm	1
659-23-1	5.12mm, 10.24mm, 15.36mm, 21.5mm, 25.0mm, 30.12mm, 35.24mm, 40.36mm, 46.5mm, 50.0mm, 55.12mm, 60.24mm, 65.36mm, 71.5mm, 75.0mm, 80.12mm, 85.24mm, 90.36mm, 96.5mm, 100mm	0-100mm	1

Gauge Block Accessories

660 Series



660-01-1

FEATURES

- The gauge block accessory set is used to firmly connect rectangular gauge blocks with the gauge holding devices. A series of universal precision measuring surfaces and base are provided to increase the measurement flexibility




660-10-3



660-05-0



660-12-7



660-11-3



660-11-2



660-11-1



660-12-3

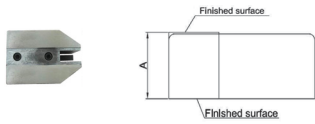


660-12-4

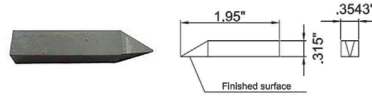
			12 pcs Set	17 pcs Set
Code No.	Description	Dimensions	Individuals in Set	Individuals in Set
660-01-0			660-01-0	660-01-1
660-10-1	Gauge Holder	0-50mm	1 pc	1 pc
660-10-2		0-100mm	1 pc	1 pc
660-10-3		100-200mm	1 pc	1 pc
660-11-1	Cylinder Jaws	R2 x 10mm	1 pair	1 pair
660-11-2		R5 x 15mm	1 pair	1 pair
660-11-3		R10 x 40mm	1 pair	1 pair
660-12-3	Scriber	15mm	1 pc	1 pc
660-12-4	Center Point	8 x 8mm	1 pc	1 pc
660-12-7	Parallel Jaw	8 x 19 x 100mm	-	1 pair
660-05-0	Base Block	-	1 pc	1 pc
660-06-2	Bevel Jaw	60mm	-	1 pair
660-06-4	Straight Edge	100mm	-	1 pc

Gauge Block Accessories

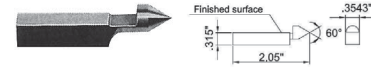
660 Series



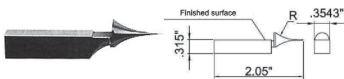
A.Base Block



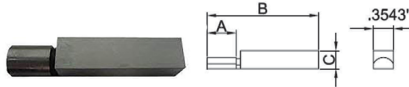
B.Scriber Point



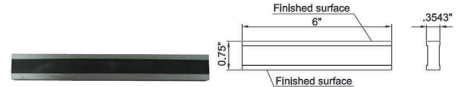
C.Center Point



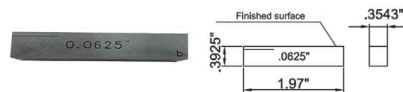
D.Points



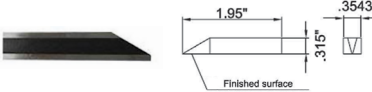
E.Cylinder Jaw



F.Flat Jaw



G.Jaws with Ref. Line



H.Jaws with Beveled End



I.Holder

unit:inch

27 pcs Set		14 pcs Set				
Individuals in Set	Individuals in Set	Code No.	#	Description / Use	Dimension	Accuracy
1 pc	-	660-01-2	A	Base Block	4 x 2-3/4 x 1.7"	Height: ±.0002"
1 pc	-	660-13-1	B	Scriber Point	1.950" Length	Flatness: ±.00002"/2"
1 pc	-	660-13-4	C	Center Point	2.05" Length	Concentricity: ±.0004"
1 pair	-	660-13-5	D	Points	2.05" Length	Concentricity: ±.0002"
					Radius x A x B x C	Radius: ±.00003"
1 pair	1 pair	660-14-1	E	Cylinder Jaws	.1" x .236" x 1.58" x .315"	Pair: ±.00004"
1 pair	1 pair	660-14-2			.2" x .507" x 1.965" x .315"	
1 pair	1 pair	660-14-3			.25" x .516" x 2.366" x .315"	
1 pair	1 pair	660-14-4			.5" x .800" x 2.945" x .512"	
1 pair	-	660-14-5			.75" x 1.2" x 4.92" x .768"	
1 pair	-	660-13-7	F	Flat Jaws	.750" Height, 6" Length	Parallelism: ±.00004"
1 pair	-	660-14-6	G	Jaws with Ref. Line	.0625" Ref. line	Line Height: ±.0002"
1 pair	1 pair	660-14-8	H	Jaws with Beveled End	.750" Height, 4" Length	Flatness: ±.00002"/2"
1 pair	1 pair	660-14-9			.750" Height, 6" Length	
1 pcs	1 pc	660-15-1	I	Holders	2.250" Capacity, 4.175" Length	Working surfaces
1 pc	-	660-15-2			4.000" Capacity, 6.5" Length	accurately ground
1 pc	1 pc	660-15-3			6.000" Capacity, 8.5" Length	and lapped
1 pc	-	660-15-4			10.000" Capacity, 12" Length	

Check Masters

660/661 Series



661-12-0



660-12-0

FEATURES

- Check masters are used to provide the incremental positioning error during the calibration of coordinate measuring .
- Machines or machine tools.
- Can be used in either vertical or horizontal position.
- The individual gauging surfaces are made of zirconium based ceramic that resist corrosion and provide stability to size change over time .

Horizontal	Vertical	Inch		Accuracy	Parallelism
Code No.	Code No.	Range	Pitch		
660-12-1	661-12-1	12"	1"/.5"	±.00005"	.00004"
660-24-1	661-24-1	24"	1"/.5"	±.00007"	.00006"

Horizontal	Vertical	Metric		Accuracy	Parallelism
Code No.	Code No.	Range	Pitch		
660-12-0	661-12-0	300mm	20mm/10mm	±1.2µm	1µm
660-24-0	661-24-0	600mm	20mm/10mm	±1.8µm	1.5µm

Customized pitch for special purpose is available also

Optical Flats

605 Series



605-51-1



605-52-1

FEATURES

- Used to verify the flatness and parallelism of micrometer measuring faces
- Each set has four individual thicknesses as per chart
- Flatness: 0.1µm. Parallelism: 0.2µm

Optical Flats		
Code No.	Dimensions	Flatness
605-51-1	Ø45 x 15mm	0.03µm
605-51-3	Ø60 x 20mm	0.03µm

Optical Parallels Diameter: 30mm		
Code No.	Micrometers Range	Dimensions
605-52-1	0-25mm	15.62, 15.75, 15.87, 16.00mm
605-52-2	25-50mm	40.62, 40.75, 40.87, 41.00mm
605-52-3	50-75mm	65.62, 65.75, 65.87, 66.00mm
605-52-4	75-100mm	90.62, 90.75, 90.87, 91.00mm

Plug Gauges and Ring Gauges

670/675 Series



670-10-7



675-10-0

FEATURES

- Hardened steel
- Plug Gauge Accuracy according to DIN 7162/7164
- Plug Gauge Sizes according to DIN 2245
- Ring Gauge Accuracy according to DIN 2250

Plug Gauges	
H7 Code No.	Size
670-02-7	2mm
670-03-7	3mm
670-04-7	4mm
670-05-7	5mm
670-06-7	6mm
670-07-7	7mm
670-08-7	8mm
670-09-7	9mm
670-10-7	10mm
670-11-7	11mm
670-12-7	12mm
670-13-7	13mm
670-14-7	14mm
670-15-7	15mm
670-16-7	16mm
670-17-7	17mm
670-18-7	18mm
670-19-7	19mm
670-20-7	20mm

H7 Code No.	Size
670-21-7	21mm
670-22-7	22mm
670-23-7	23mm
670-24-7	24mm
670-25-7	25mm
670-26-7	26mm
670-27-7	27mm
670-28-7	28mm
670-30-7	30mm
670-32-7	32mm
670-34-7	34mm
670-35-7	35mm
670-36-7	36mm
670-37-7	37mm
670-38-7	38mm
670-40-7	40mm
670-42-7	42mm
670-44-7	44mm
670-45-7	45mm

H7 Code No.	Size
670-46-7	46mm
670-47-7	47mm
670-48-7	48mm
670-50-7	50mm
670-52-7	52mm
670-55-7	55mm
670-60-7	60mm
670-62-7	62mm
670-65-7	65mm
670-68-7	68mm
670-70-7	70mm
670-72-7	72mm
670-75-7	75mm
670-80-7	80mm
670-85-7	85mm
670-90-7	90mm
670-95-7	95mm
670-98-7	98mm
671-00-7	100mm


Ring Gauges	
H7 Code No.	Size
675-02-0	2.0mm
675-02-2	2.2mm
675-02-5	2.5mm
675-02-8	2.8mm
675-03-0	3.0mm
675-03-5	3.5mm
675-04-0	4.0mm
675-04-5	4.5mm
675-05-0	5.0mm
675-06-0	6.0mm
675-07-0	7.0mm
675-08-0	8.0mm
675-09-0	9.0mm
675-10-0	10mm
675-11-0	11mm
675-12-0	12mm
675-13-0	13mm
675-14-0	14mm
675-15-0	15mm
675-16-0	16mm
675-17-0	17mm
675-18-0	18mm
675-19-0	19mm
675-20-0	20mm
675-21-0	21mm

H7 Code No.	Size
675-22-0	22mm
675-23-0	23mm
675-24-0	24mm
675-25-0	25mm
675-26-0	26mm
675-27-0	27mm
675-28-0	28mm
675-30-0	30mm
675-32-0	32mm
675-33-0	33mm
675-34-0	34mm
675-35-0	35mm
675-36-0	36mm
675-37-0	37mm
675-38-0	38mm
675-40-0	40mm
675-42-0	42mm
675-44-0	44mm
675-45-0	45mm
675-46-0	46mm
675-47-0	47mm
675-48-0	48mm
675-50-0	50mm
675-52-0	52mm
675-55-0	55mm

H7 Code No.	Size
675-58-0	58mm
675-60-0	60mm
675-62-0	62mm
675-65-0	65mm
675-68-0	68mm
675-70-0	70mm
675-72-0	72mm
675-75-0	75mm
675-80-0	80mm
675-82-0	82mm
675-85-0	85mm
675-88-0	88mm
675-90-0	90mm
675-92-0	92mm
675-95-0	95mm
675-98-0	98mm
676-00-0	100mm
676-12-5	125mm
676-50-0	150mm
676-17-5	175mm
676-00-1	200mm
676-22-5	225mm
676-50-1	250mm
676-27-5	275mm

Thread Plug Gauges and Ring Gauges

68X Series



682-14-5



685-14-5



686-14-5

FEATURES

- ISO-Metric Thread
- Per DIN13

ISO-Metric Coarse Thread			
Plug Gauge 6H	Ring Gauge "GO" 6g	Ring Gauge "NO GO" 6g	Size
680-02-0	-	-	M2
680-02-5	-	-	M2.5
680-03-0	683-03-1	684-03-0	M3
680-03-5	683-03-6	684-03-5	M3.5
680-04-2	683-04-1	684-04-0	M4
680-05-2	683-05-1	684-05-0	M5
680-06-2	683-06-1	684-06-0	M6
680-08-2	683-08-1	684-08-0	M8
680-09-2	683-09-1	684-09-0	M9
680-10-2	683-10-1	684-10-0	M10
680-12-2	683-12-1	684-12-0	M12
680-14-2	683-14-1	684-14-0	M14
680-16-2	683-16-1	684-16-0	M16
680-18-2	683-18-1	684-18-0	M18

Plug Gauge 6H	Ring Gauge "GO" 6g	Ring Gauge "NO GO" 6g	Size
680-20-2	683-20-1	684-20-0	M20
680-22-2	683-22-1	684-22-0	M22
680-24-2	683-24-1	684-24-0	M24
680-27-2	683-27-1	684-27-0	M27
680-30-2	683-30-1	684-30-0	M30
680-33-2	683-33-1	684-33-0	M33
680-36-2	683-36-1	684-36-0	M36
680-39-2	683-39-1	684-39-0	M39
680-42-2	683-42-1	684-42-0	M42
680-45-2	683-45-1	684-45-0	M45
680-48-2	683-48-1	684-48-0	M48
680-52-2	683-52-1	684-52-0	M52
680-56-2	683-56-1	684-56-0	M56
680-60-2	683-60-1	684-60-0	M60

ISO-Metric Fine Thread			
Plug Gauge 6H	Ring Gauge "GO" 6g	Ring Gauge "NO GO" 6g	Size
682-02-0	685-02-0	686-02-0	M2.0 x 0.35
682-02-8	685-02-8	686-02-8	M2.2 x 0.35
682-02-9	685-02-9	686-02-9	M2.5 x 0.35
682-03-0	685-03-0	686-03-0	M3.0 x 0.35
682-03-9	685-03-9	686-03-9	M3.5 x 0.35
682-04-0	685-04-0	686-04-0	M4.0 x 0.35
682-04-9	685-04-9	686-04-9	M4.5 x 0.35
682-05-0	685-05-0	686-05-0	M5.0 x 0.35
682-06-0	685-06-0	686-06-0	M6.0 x 0.35
682-04-1	685-04-1	686-04-1	M4.0 x 0.5
682-05-1	685-05-1	686-05-1	M5.0 x 0.5
682-06-1	685-06-1	686-06-1	M6.0 x 0.5
682-08-1	685-08-1	686-08-1	M8.0 x 0.5
682-10-1	685-10-1	686-10-1	M10 x 0.5
682-12-1	685-12-1	686-12-1	M12 x 0.5
682-06-2	685-06-2	686-06-2	M6.0 x 0.75
682-07-2	685-07-2	686-07-2	M7.0 x 0.75
682-08-2	685-08-2	686-08-2	M8.0 x 0.75
682-10-2	685-10-2	686-10-2	M10 x 0.75
682-12-2	685-12-2	686-12-2	M12 x 0.75
682-08-3	685-08-3	686-08-3	M8.0 x 1
682-09-3	685-09-3	686-09-3	M9.0 x 1
682-10-3	685-10-3	686-10-3	M10 x 1
682-11-3	685-11-3	686-11-3	M11 x 1
682-12-3	685-12-3	686-12-3	M12 x 1
682-14-3	685-14-3	686-14-3	M14 x 1
682-16-3	685-16-3	686-16-3	M16 x 1
682-18-3	685-18-3	686-18-3	M18 x 1

Plug Gauge 6H	Ring Gauge "GO" 6g	Ring Gauge "NO GO" 6g	Size
682-20-3	685-20-3	686-20-3	M20 x 1
682-21-3	685-21-3	686-21-3	M21 x 1
682-22-3	685-22-3	686-22-3	M22 x 1
682-23-3	685-23-3	686-23-3	M23 x 1
682-24-3	685-24-3	686-24-3	M24 x 1
682-25-3	685-25-3	686-25-3	M25 x 1
682-26-3	685-26-3	686-26-3	M26 x 1
682-27-3	685-27-3	686-27-3	M27 x 1
682-28-3	685-28-3	686-28-3	M28 x 1
682-30-3	685-30-3	686-30-3	M30 x 1
682-32-3	685-32-3	686-32-3	M32 x 1
682-33-3	685-33-3	686-33-3	M33 x 1
682-34-3	685-34-3	686-34-3	M34 x 1
682-35-3	685-35-3	686-35-3	M35 x 1
682-36-3	685-36-3	686-36-3	M36 x 1
682-38-3	685-38-3	686-38-3	M38 x 1
682-39-3	685-39-3	686-39-3	M39 x 1
682-40-3	685-40-3	686-40-3	M40 x 1
682-42-3	685-42-3	686-42-3	M42 x 1
682-45-3	685-45-3	686-45-3	M45 x 1
682-48-3	685-48-3	686-48-3	M48 x 1
682-50-3	685-50-3	686-50-3	M50 x 1
682-52-3	685-52-3	686-52-3	M52 x 1
682-55-3	685-55-3	686-55-3	M55 x 1
682-56-3	685-56-3	686-56-3	M56 x 1
682-58-3	685-58-3	686-58-3	M58 x 1
682-60-3	685-60-3	686-60-3	M60 x 1
682-62-3	685-62-3	686-62-3	M62 x 1



Thread Plug Gauges and Ring Gauges

68X Series

ISO-Metric Fine Thread			
Plug Gauge 6H	Ring Gauge "GO" 6g	Ring Gauge "NO GO" 6g	Size
682-64-3	685-64-3	686-64-3	M64 x 1
682-65-3	685-65-3	686-65-3	M65 x 1
682-68-3	685-68-3	686-68-3	M68 x 1
682-70-3	685-70-3	686-70-3	M70 x 1
682-72-3	685-72-3	686-72-3	M72 x 1
682-75-3	685-75-3	686-75-3	M75 x 1
682-76-3	685-76-3	686-76-3	M76 x 1
682-78-3	685-78-3	686-78-3	M78 x 1
682-80-3	685-80-3	686-80-3	M80 x 1
682-10-4	685-10-4	686-10-4	M10 x 1.25
682-12-4	685-12-4	686-12-4	M12 x 1.25
682-14-4	685-14-4	686-14-4	M14 x 1.25
682-12-5	685-12-5	686-12-5	M12 x 1.5
682-14-5	685-14-5	686-14-5	M14 x 1.5
682-16-5	685-16-5	686-16-5	M16 x 1.5
682-18-5	685-18-5	686-18-5	M18 x 1.5
682-20-5	685-20-5	686-20-5	M20 x 1.5
682-22-5	685-22-5	686-22-5	M22 x 1.5
682-24-5	685-24-5	686-24-5	M24 x 1.5
682-25-5	685-25-5	686-25-5	M25 x 1.5
682-26-5	685-26-5	686-26-5	M26 x 1.5
682-27-5	685-27-5	686-27-5	M27 x 1.5
682-28-5	685-28-5	686-28-5	M28 x 1.5
682-30-5	685-30-5	686-30-5	M30 x 1.5
682-32-5	685-32-5	686-32-5	M32 x 1.5
682-33-5	685-33-5	686-33-5	M33 x 1.5
682-34-5	685-34-5	686-34-5	M34 x 1.5
682-35-5	685-35-5	686-35-5	M35 x 1.5
682-36-5	685-36-5	686-36-5	M36 x 1.5
682-38-5	685-38-5	686-38-5	M38 x 1.5
682-40-5	685-40-5	686-40-5	M40 x 1.5
682-42-5	685-42-5	686-42-5	M42 x 1.5
682-45-5	685-45-5	686-45-5	M45 x 1.5
682-48-5	685-48-5	686-48-5	M48 x 1.5
682-50-5	685-50-5	686-50-5	M50 x 1.5
682-52-5	685-52-5	686-52-5	M52 x 1.5
682-55-5	685-55-5	686-55-5	M55 x 1.5
682-56-5	685-56-5	686-56-5	M56 x 1.5
682-58-5	685-58-5	686-58-5	M58 x 1.5
682-60-5	685-60-5	686-60-5	M60 x 1.5
682-62-5	685-62-5	686-62-5	M62 x 1.5
682-64-5	685-64-5	686-64-5	M64 x 1.5
682-65-5	685-65-5	686-65-5	M65 x 1.5
682-68-5	685-68-5	686-68-5	M68 x 1.5
682-70-5	685-70-5	686-70-5	M70 x 1.5
682-72-5	685-72-5	686-72-5	M72 x 1.5
682-75-5	685-75-5	686-75-5	M75 x 1.5
682-76-5	685-76-5	686-76-5	M76 x 1.5
682-78-5	685-78-5	686-78-5	M78 x 1.5
682-80-5	685-80-5	686-80-5	M80 x 1.5
682-18-6	685-18-6	686-18-6	M18 x 2
682-20-6	685-20-6	686-20-6	M20 x 2
682-22-6	685-22-6	686-22-6	M22 x 2
682-24-6	685-24-6	686-24-6	M24 x 2
682-26-6	685-26-6	686-26-6	M26 x 2
682-27-6	685-27-6	686-27-6	M27 x 2

Plug Gauge 6H	Ring Gauge "GO" 6g	Ring Gauge "NO GO" 6g	Size
682-28-6	685-28-6	686-28-6	M28 x 2
682-30-6	685-30-6	686-30-6	M30 x 2
682-32-6	685-32-6	686-32-6	M32 x 2
682-33-6	685-33-6	686-33-6	M33 x 2
682-34-6	685-34-6	686-34-6	M34 x 2
682-35-6	685-35-6	686-35-6	M35 x 2
682-36-6	685-36-6	686-36-6	M36 x 2
682-38-6	685-38-6	686-38-6	M38 x 2
682-39-6	685-39-6	686-39-6	M39 x 2
682-40-6	685-40-6	686-40-6	M40 x 2
682-42-6	685-42-6	686-42-6	M42 x 2
682-45-6	685-45-6	686-45-6	M45 x 2
682-48-6	685-48-6	686-48-6	M48 x 2
682-50-6	685-50-6	686-50-6	M50 x 2
682-52-6	685-52-6	686-52-6	M52 x 2
682-55-6	685-55-6	686-55-6	M55 x 2
682-56-6	685-56-6	686-56-6	M56 x 2
682-58-6	685-58-6	686-58-6	M58 x 2
682-60-6	685-60-6	686-60-6	M60 x 2
682-62-6	685-62-6	686-62-6	M62 x 2
682-64-6	685-64-6	686-64-6	M64 x 2
682-68-6	685-68-6	686-68-6	M68 x 2
682-70-6	685-70-6	686-70-6	M70 x 2
682-72-6	685-72-6	686-72-6	M72 x 2
682-75-6	685-75-6	686-75-6	M75 x 2
682-76-6	685-76-6	686-76-6	M76 x 2
682-78-6	685-78-6	686-78-6	M78 x 2
682-80-6	685-80-6	686-80-6	M80 x 2
682-82-6	685-82-6	686-82-6	M82 x 2
682-85-6	685-85-6	686-85-6	M85 x 2
682-88-6	685-88-6	686-88-6	M88 x 2
682-90-6	685-90-6	686-90-6	M90 x 2
682-92-6	685-92-6	686-92-6	M92 x 2
682-95-6	685-95-6	686-95-6	M95 x 2
682-98-6	685-98-6	686-98-6	M98 x 2
683-00-6	685-00-6	686-00-6	M100 x 2
682-30-7	685-30-7	686-30-7	M30 x 3
682-33-7	685-33-7	686-33-7	M33 x 3
682-36-7	685-36-7	686-36-7	M36 x 3
682-39-7	685-39-7	686-39-7	M39 x 3
682-40-7	685-40-7	686-40-7	M40 x 3
682-42-7	685-42-7	686-42-7	M42 x 3
682-45-7	685-45-7	686-45-7	M45 x 3
682-48-7	685-48-7	686-48-7	M48 x 3
682-50-7	685-50-7	686-50-7	M50 x 3
682-52-7	685-52-7	686-52-7	M52 x 3
682-55-7	685-55-7	686-55-7	M55 x 3
682-56-7	685-56-7	686-56-7	M56 x 3
682-58-7	685-58-7	686-58-7	M58 x 3
682-60-7	685-60-7	686-60-7	M60 x 3
682-62-7	685-62-7	686-62-7	M62 x 3
682-64-7	685-64-7	686-64-7	M64 x 3
682-65-7	685-65-7	686-65-7	M65 x 3
682-68-7	685-68-7	686-68-7	M68 x 3
682-70-7	685-70-7	686-70-7	M70 x 3
682-72-7	685-72-7	686-72-7	M72 x 3

Whitworth Pipe Thread Plug Gauges and Ring Gauges

690 Series

FEATURES


- Right hand, DIN ISO 228

Code No.			
Plug Gauge	Ring Gauge "GO"	Ring Gauge "NO GO"	Size
690-01-1	-	-	G1/16
690-02-1	690-02-3	690-02-4	G1/8
690-03-1	690-03-3	690-03-4	G1/4
690-04-1	690-04-3	690-04-4	G3/8
690-05-1	690-05-3	690-05-4	G1/2
690-06-1	690-06-3	690-06-4	G5/8
690-07-1	690-07-3	690-07-4	G3/4
690-08-1	690-08-3	690-08-4	G7/8
690-09-1	690-09-3	690-09-4	G1

Code No.			
Plug Gauge	Ring Gauge "GO"	Ring Gauge "NO GO"	Size
690-10-1	690-10-3	690-10-4	G1-1/8
690-11-1	690-11-3	690-11-4	G1-1/4
690-12-1	690-12-3	690-12-4	G1-1/2
690-13-1	690-13-3	690-13-4	G1-3/4
690-14-1	690-14-3	690-14-4	G2
690-15-1	690-15-3	690-15-4	G2-1/4
690-16-1	690-16-3	690-16-4	G2-1/2
690-17-1	690-17-3	690-17-4	G2-3/4
690-18-1	690-18-3	690-18-4	G3

NPT Thread Plug Gauges and Ring Gauges

690 Series



690-45-3



690-46-1

FEATURES

- NPT ANSI/ASME B.1.20.1*

Code No.		
Plug Gauge	Ring Gauge	Size
690-41-1	690-41-3	1/8"-27
690-42-1	690-42-3	1/4"-18
690-43-1	690-43-3	3/8"-18
690-44-1	690-44-3	1/2"-14
690-45-1	690-45-3	3/4"-14
690-46-1	690-46-3	1"-11.5

Code No.		
Plug Gauge	Ring Gauge	Size
690-47-1	690-47-3	1-1/4"-11.5
690-48-1	690-48-3	1-1/2"-11.5
690-49-1	690-49-3	2"-11.5
690-50-1	690-50-3	2-1/2"-8
690-51-1	690-51-3	3"-8

Inch Master Setting Ring Gauges

679 Series



FEATURES

- Hardened steel

Code No.	Size	Accuracy	Taper/Ovality
679-01-0	.100"	±.00004"	.000012"
679-02-0	.160"	±.00005"	.000015"
679-03-0	.175"	±.00005"	.000015"
679-04-0	.225"	±.00005"	.000015"
679-05-0	.240"	±.00005"	.000015"
679-06-0	.350"	±.00005"	.000015"
679-07-0	.500"	±.00006"	.000019"
679-08-0	.650"	±.00006"	.000019"
679-09-0	1.000"	±.00008"	.000024"
679-10-0	1.400"	±.00008"	.000028"

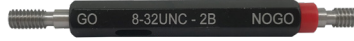
Code No.	Size	Accuracy	Taper/Ovality
679-11-0	1.800"	±.00008"	.000028"
679-12-0	2.000"	±.00010"	.000031"
679-13-0	2.800"	±.00010"	.000031"
679-14-0	3.600"	±.00012"	.000039"
679-19-0	4.000"	±.00012"	.000039"
679-15-0	5.000"	±.00016"	.000047"
679-16-0	7.000"	±.00016"	.000047"
679-17-0	9.000"	±.00019"	.000055"
679-18-0	11.000"	±.00023"	.000062"

ANSI Inch Thread Plug Gauges and Adjustable Ring Gauges

695 Series



695-21-1



695-41-2



695-21-0



695-32-5

FEATURES

- Aluminum handle
- ANSI Standard

Master Gauge "GO" (Class 2A)	Master Gauge "NO GO" (Class 2A)	Plug Gauge Double End (Class 2B)	Ring Gauge "GO"(Class 2A)	Ring Gauge "NO GO"(Class 2A)	Size
695-01-0	695-01-1	695-01-2	695-01-4	695-01-5	0-80 UNF
695-02-0	695-02-1	695-02-2	695-02-4	695-02-5	1-64 UNC
695-03-0	695-03-1	695-03-2	695-03-4	695-03-5	1-72 UNF
695-04-0	695-04-1	695-04-2	695-04-4	695-04-5	2-56 UNC
695-05-0	695-05-1	695-05-2	695-05-4	695-05-5	2-64 UNF
695-06-0	695-06-1	695-06-2	695-06-4	695-06-5	3-48 UNC
695-07-0	695-07-1	695-07-2	695-07-4	695-07-5	3-56 UNF
695-08-0	695-08-1	695-08-2	695-08-4	695-08-5	4-40 UNC
695-09-0	695-09-1	695-09-2	695-09-4	695-09-5	4-48 UNF
695-10-0	695-10-1	695-10-2	695-10-4	695-10-5	5-40 UNC
695-11-0	695-11-1	695-11-2	695-11-4	695-11-5	5-44 UNF
695-12-0	695-12-1	695-12-2	695-12-4	695-12-5	6-32 UNC
695-13-0	695-13-1	695-13-2	695-13-4	695-13-5	6-40 UNF
695-14-0	695-14-1	695-14-2	695-14-4	695-14-5	8-32 UNC
695-15-0	695-15-1	695-15-2	695-15-4	695-15-5	8-36 UNF
695-16-0	695-16-1	695-16-2	695-16-4	695-16-5	10-24 UNC
695-17-0	695-17-1	695-17-2	695-17-4	695-17-5	10-32 UNF
695-18-0	695-18-1	695-18-2	695-18-4	695-18-5	12-24 UNC
695-19-0	695-19-1	695-19-2	695-19-4	695-19-5	12-28 UNF
695-20-0	695-20-1	695-20-2	695-20-4	695-20-5	1/4-20 UNC
695-21-0	695-21-1	695-21-2	695-21-4	695-21-5	1/4-28 UNF
695-22-0	695-22-1	695-22-2	695-22-4	695-22-5	1/4-32 UNEF
695-23-0	695-23-1	695-23-2	695-23-4	695-23-5	5/16-18 UNC
695-24-0	695-24-1	695-24-2	695-24-4	695-24-5	5/16-24 UNF
695-25-0	695-25-1	695-25-2	695-25-4	695-25-5	5/16-32 UNEF
695-26-0	695-26-1	695-26-2	695-26-4	695-26-5	3/8-16 UNC
695-27-0	695-27-1	695-27-2	695-27-4	695-27-5	3/8-24 UNF
695-28-0	695-28-1	695-28-2	695-28-4	695-28-5	3/8-32 UNEF
695-29-0	695-29-1	695-29-2	695-29-4	695-29-5	7/16-14 UNC
695-30-0	695-30-1	695-30-2	695-30-4	695-30-5	7/16-20 UNF
695-31-0	695-31-1	695-31-2	695-31-4	695-31-5	7/16-28 UNEF
695-32-0	695-32-1	695-32-2	695-32-4	695-32-5	1/2-13 UNC
695-33-0	695-33-1	695-33-2	695-33-4	695-33-5	1/2-20 UNF
695-34-0	695-34-1	695-34-2	695-34-4	695-34-5	1/2-28 UNEF
695-35-0	695-35-1	695-35-2	695-35-4	695-35-5	9/16-12 UNC
695-36-0	695-36-1	695-36-2	695-36-4	695-36-5	9/16-18 UNF
695-37-0	695-37-1	695-37-2	695-37-4	695-37-5	9/16-24 UNEF
695-38-0	695-38-1	695-38-2	695-38-4	695-38-5	5/8-11 UNC
695-39-0	695-39-1	695-39-2	695-39-4	695-39-5	5/8-18 UNF
695-40-0	695-40-1	695-40-2	695-40-4	695-40-5	5/8-24 UNEF
695-41-0	695-41-1	695-41-2	695-41-4	695-41-5	3/4-10 UNC
695-42-0	695-42-1	695-42-2	695-42-4	695-42-5	3/4-16 UNF
695-43-0	695-43-1	695-43-2	695-43-4	695-43-5	3/4-20 UNEF
695-44-0	695-44-1	695-44-2	695-44-4	695-44-5	7/8-9 UNC
695-45-0	695-45-1	695-45-2	695-45-4	695-45-5	7/8-14 UNF
695-46-0	695-46-1	695-46-2	695-46-4	695-46-5	7/8-20 UNEF
695-47-0	695-47-1	695-47-2	695-47-4	695-47-5	1"-8 UNC
695-48-0	695-48-1	695-48-2	695-48-4	695-48-5	1"-12 UNF

ANSI Inch Thread Ring Gauges

699 Series



699-38-4



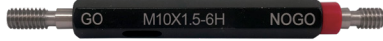
699-38-5

Ring Gauge "GO" (Class 2A)	Ring Gauge "NO GO" (Class 2A)	Size
699-03-4	699-03-5	1-72 UNF
699-04-4	699-04-5	2-56 UNC
699-05-4	699-05-5	2-64 UNF
699-06-4	699-06-5	3-48 UNC
699-07-4	699-07-5	3-56 UNF
699-08-4	699-08-5	4-40 UNC
699-09-4	699-09-5	4-48 UNF
699-10-4	699-10-5	5-40 UNC
699-11-4	699-11-5	5-44 UNF
699-12-4	699-12-5	6-32 UNC
699-13-4	699-13-5	6-40 UNF
699-14-4	699-14-5	8-32 UNC
699-15-4	699-15-5	8-36 UNF
699-16-4	699-16-5	10-24 UNC
699-17-4	699-17-5	10-32 UNF
699-18-4	699-18-5	12-24 UNC
699-19-4	699-19-5	12-28 UNF
699-20-4	699-20-5	1/4-20 UNC
699-21-4	699-21-5	1/4-28 UNF
699-22-4	699-22-5	1/4-32 UNEF
699-23-4	699-23-5	5/16-18 UNC
699-24-4	699-24-5	5/16-24 UNF
699-25-4	699-25-5	5/16-32 UNEF
699-26-4	699-26-5	3/8-16 UNC
699-27-4	699-27-5	3/8-24 UNF
699-28-4	699-28-5	3/8-32 UNEF
699-29-4	699-29-5	7/16-14 UNC
699-30-4	699-30-5	7/16-20 UNF
699-31-4	699-31-5	7/16-28 UNEF
699-32-4	699-32-5	1/2-13 UNC
699-33-4	699-33-5	1/2-20 UNF
699-34-4	699-34-5	1/2-28 UNEF
699-35-4	699-35-5	9/16-12 UNC
699-36-4	699-36-5	9/16-18 UNF
699-37-4	699-37-5	9/16-24 UNEF
699-38-4	699-38-5	5/8-11 UNC
699-39-4	699-39-5	5/8-18 UNF
699-40-4	699-40-5	5/8-24 UNEF
699-41-4	699-41-5	3/4-10 UNC
699-42-4	699-42-5	3/4-16 UNF
699-43-4	699-43-5	3/4-20 UNEF
699-44-4	699-44-5	7/8-9 UNC
699-45-4	699-45-5	7/8-14 UNF
699-46-4	699-46-5	7/8-20 UNEF
699-47-4	699-47-5	1"-8 UNC
699-48-4	699-48-5	1"-12 UNF
699-49-4	699-49-5	1"-16 UN
699-50-4	699-50-5	1-1/16"-8 UN

Ring Gauge "GO" (Class 2A)	Ring Gauge "NO GO" (Class 2A)	Size
699-51-4	699-51-5	1-1/16"-12 UN
699-52-4	699-52-5	1-1/16"-16 UN
699-53-4	699-53-5	1-1/8"-8 UN
699-54-4	699-54-5	1-1/8"-12 UNF
699-55-4	699-55-5	1-1/8"-16 UN
699-56-4	699-56-5	1-3/16"-8 UN
699-57-4	699-57-5	1-3/16"-12 UN
699-58-4	699-58-5	1-3/16"-16 UN
699-59-4	699-59-5	1-1/4"-8 UN
699-60-4	699-60-5	1-1/4"-12 UNF
699-61-4	699-61-5	1-1/4"-16 UN
699-62-4	699-62-5	1-5/16"-8 UN
699-63-4	699-63-5	1-5/16"-12 UN
699-64-4	699-64-5	1-5/16"-16 UN
699-65-4	699-65-5	1-3/8"-8 UN
699-66-4	699-66-5	1-3/8"-12 UNF
699-67-4	699-67-5	1-3/8"-16 UN
699-68-4	699-68-5	1-7/16"-8 UN
699-69-4	699-69-5	1-7/16"-12 UN
699-70-4	699-70-5	1-7/16"-16 UN
699-71-4	699-71-5	1-1/2"-8 UN
699-72-4	699-72-5	1-1/2"-12 UNF
699-73-4	699-73-5	1-1/2"-16 UN
699-74-4	699-74-5	1-9/16"-8 UN
699-75-4	699-75-5	1-9/16"-12 UN
699-76-4	699-76-5	1-9/16"-16 UN
699-77-4	699-77-5	1-5/8"-8 UN
699-78-4	699-78-5	1-5/8"-12 UN
699-79-4	699-79-5	1-5/8"-16 UN
699-80-4	699-80-5	1-11/16"-8 UN
699-81-4	699-81-5	1-11/16"-12 UN
69982-4	69982-5	1-11/16"-16 UN
699-83-4	699-83-5	1-3/4"-8 UN
699-84-4	699-84-5	1-3/4"-12 UN
699-85-4	699-85-5	1-3/4"-16 UN
699-86-4	699-86-5	1-13/16"-8 UN
699-87-4	699-87-5	1-13/16"-12 UN
699-88-4	699-88-5	1-13/16"-16 UN
699-89-4	699-89-5	1-7/8"-8 UN
699-90-4	699-90-5	1-7/8"-12 UN
699-91-4	699-91-5	1-7/8"-16 UN
699-92-4	699-92-5	1-15/16"-8 UN
699-93-4	699-93-5	1-15/16"-12 UN
699-94-4	699-94-5	1-15/16"-16 UN
699-95-4	699-95-5	2"-8 UN
699-96-4	699-96-5	2"-12 UN
699-97-4	699-97-5	2"-16 UN
699-98-4	699-98-5	2-1/8"-8 UN
699-99-4	699-99-5	2-1/8"-12 UN

ANSI Metric Thread Plug Gauges and Ring Gauges

696 Series



696-16-2



696-19-4



696-19-5

FEATURES

- Aluminum handle
- ANSI Standard

Code No.					
Plug Gauge "GO"(6H)	Plug Gauge "NO GO"(6H)	Plug Gauge Double End (6H)	Ring Gauge "GO"(6g)	Ring Gauge "NO GO"(6g)	Size
696-01-0	696-01-1	696-01-2	-	-	M1.6 x 0.35
696-02-0	696-02-1	696-02-2	-	-	M1.8 x 0.35
696-03-0	696-03-1	696-03-2	-	-	M2 x 0.4
696-04-0	696-04-1	696-04-2	-	-	M2.2 x 0.45
696-05-0	696-05-1	696-05-2	696-05-4	696-05-5	M2.5 x 0.45
696-06-0	696-06-1	696-06-2	696-06-4	696-06-5	M3 x 0.5
696-07-0	696-07-1	696-07-2	696-07-4	696-07-5	M3.5 x 0.6
696-08-0	696-08-1	696-08-2	696-08-4	696-08-5	M4 x 0.7
696-09-0	696-09-1	696-09-2	696-09-4	696-09-5	M4.5 x 0.75
696-10-0	696-10-1	696-10-2	696-10-4	696-10-5	M5 x 0.8
696-11-0	696-11-1	696-11-2	696-11-4	696-11-5	M6 x 1
696-12-0	696-12-1	696-12-2	696-12-4	696-12-5	M7 x 1
696-13-0	696-13-1	696-13-2	696-13-4	696-13-5	M8 x 1
696-14-0	696-14-1	696-14-2	696-14-4	696-14-5	M8 x 1.25
696-15-0	696-15-1	696-15-2	696-15-4	696-15-5	M10 x 1.25
696-16-0	696-16-1	696-16-2	696-16-4	696-16-5	M10 x 1.5
696-17-0	696-17-1	696-17-2	696-17-4	696-17-5	M12 x 1.25
696-18-0	696-18-1	696-18-2	696-18-4	696-18-5	M12 x 1.75
696-19-0	696-19-1	696-19-2	696-19-4	696-19-5	M14 x 1.5
696-20-0	696-20-1	696-20-2	696-20-4	696-20-5	M14 x 2
696-21-0	696-21-1	696-21-2	696-21-4	696-21-5	M16 x 1.5
696-22-0	696-22-1	696-22-2	696-22-4	696-22-5	M16 x 2
696-23-0	696-23-1	696-23-2	696-23-4	696-23-5	M18 x 1.5
696-24-0	696-24-1	696-24-2	696-24-4	696-24-5	M18 x 2.5
696-25-0	696-25-1	696-25-2	696-25-4	696-25-5	M20 x 1.5
696-26-0	696-26-1	696-26-2	696-26-4	696-26-5	M20 x 2.5
696-27-0	696-27-1	696-27-2	696-27-4	696-27-5	M22 x 1.5
696-28-0	696-28-1	696-28-2	696-28-4	696-28-5	M24 x 2
696-29-0	696-29-1	696-29-2	696-29-4	696-29-5	M24 x 3
696-30-0	696-30-1	696-30-2	696-30-4	696-30-5	M27 x 2
696-31-0	696-31-1	696-31-2	696-31-4	696-31-5	M27 x 3
696-32-0	696-32-1	696-32-2	696-32-4	696-32-5	M30 x 2
696-33-0	696-33-1	696-33-2	696-33-4	696-33-5	M30 x 3.5
696-34-0	696-34-1	696-34-2	696-34-4	696-34-5	M33 x 2
696-35-0	696-35-1	696-35-2	696-35-4	696-35-5	M33 x 3.5
696-36-0	696-36-1	696-36-2	696-36-4	696-36-5	M36 x 3
696-37-0	696-37-1	696-37-2	696-37-4	696-37-5	M36 x 4
696-38-0	696-38-1	696-38-2	696-38-4	696-38-5	M39 x 3
696-39-0	696-39-1	696-39-2	696-39-4	696-39-5	M39 x 4

Precision Inspection Gauge Ball Sets

679 Series



FEATURES

- Meets all grade 25 AFBMA standards
- Chrome alloy steel, hardened to HRC63
- Surface finish to 1.5 Micro-Inches
- Within .0001" / 0.0025 mm of actual size
- Spherical accuracy within .000025" / 0.0006 mm
- Inches - includes: 32 pairs in Inch sizes 1/32" to 1"
- Metric - includes: 25 pairs in Metric sizes
- 1mm to 25mm in 1mm increments

Ball Set - Metric

Code No.	Qty.	Description
679-90-0	25 Pair	1mm to 25 mm in 1 mm increments

Ball Set - Inch

Code No.	Qty.	Description
679-90-1	26 Pair	1/32" to 1"

36 pcs Round Space Block Set

679 Series



FEATURES

- For quickly setting stops and set ups in lathes, milling machines, drill presses, etc. Also excellent for setting sine bars
- Each block marked for size. Overall diameter: .750"
- 1/4"-28 threaded hole through center of block
- Working surfaces hardened to HRC58-60
- Working surfaces precision ground and lapped to ± 0.000050 "
- 4 connecting screws supplied to form desired length

36 PCS Set

Code No.	Included
679-95-0	.050, .060, .0625, .070, .080, .090, .100, .101, .102, .103, .104, .105, .106, .107, .108, .109, .110, .120, .125, .130, .140, .150, .160, .170, .180, .190, .200, .300, .400, .500, .600, .700, .800, .900, 1.00 (2 ea.)

Pin Gauge Sets

698/699 Series

Individual			
Range	Step	Length	Accuracy
0.200-0.999mm step	0.01mm	40mm	±0.8µm
1.000-10.000mm step	0.01mm	50mm	±0.8µm
10.01-20.00mm step	0.01mm	50mm	±1.5µm
20.01-30.00mm step	0.01mm	50mm	±2µm



Metric Sets		
Code No.	Qty.	Range
698-21-0	31	0.20-0.50mm x 0.01mm step
698-22-0	51	0.50-1.00mm x 0.01mm step
698-23-0	51	1.00-1.50mm x 0.01mm step
698-24-0	51	1.50-2.00mm x 0.01mm step
698-25-0	51	2.00-2.50mm x 0.01mm step
698-26-0	51	2.50-3.00mm x 0.01mm step
698-27-0	51	3.00-3.50mm x 0.01mm step
698-28-0	51	3.50-4.00mm x 0.01mm step
698-29-0	51	4.00-4.50mm x 0.01mm step
698-30-0	51	4.50-5.00mm x 0.01mm step
698-31-0	51	5.00-5.50mm x 0.01mm step
698-32-0	51	5.50-6.00mm x 0.01mm step
698-33-0	51	6.00-6.50mm x 0.01mm step
698-34-0	51	6.50-7.00mm x 0.01mm step
698-35-0	51	7.00-7.50mm x 0.01mm step
698-36-0	51	7.50-8.00mm x 0.01mm step
698-37-0	51	8.00-8.50mm x 0.01mm step
698-38-0	51	8.50-9.00mm x 0.01mm step
698-39-0	51	9.00-9.50mm x 0.01mm step
698-40-0	51	9.50-10.00mm x 0.01mm step
698-41-0	51	10.00-10.50mm x 0.01mm step
698-42-0	51	10.50-11.00mm x 0.01mm step
698-43-0	51	11.00-11.50mm x 0.01mm step
698-44-0	51	11.50-12.00mm x 0.01mm step
698-45-0	51	12.00-12.50mm x 0.01mm step
698-46-0	51	12.50-13.00mm x 0.01mm step
698-47-0	51	13.00-13.50mm x 0.01mm step
698-48-0	51	13.50-14.00mm x 0.01mm step
698-49-0	51	14.00-14.50mm x 0.01mm step
698-50-0	51	14.50-15.00mm x 0.01mm step
698-51-0	51	15.00-15.50mm x 0.01mm step
698-52-0	51	15.50-16.00mm x 0.01mm step
698-53-0	51	16.00-16.50mm x 0.01mm step
698-54-0	51	16.50-17.00mm x 0.01mm step
698-55-0	51	17.00-17.50mm x 0.01mm step
698-56-0	51	17.50-18.00mm x 0.01mm step
698-57-0	51	18.00-18.50mm x 0.01mm step
698-58-0	51	18.50-19.00mm x 0.01mm step
698-59-0	51	19.00-19.50mm x 0.01mm step
698-60-0	51	19.50-20.00mm x 0.01mm step
699-20-0	20	0.10-0.29mm x 0.01mm step
699-26-0	61	13.0-19.0mm x 0.1mm step

Code No.	Qty.	Range
698-20-1	51	0.50-0.75mm x 0.005mm step
698-21-1	51	0.75-1.00mm x 0.005mm step
698-22-1	51	1.00-1.25mm x 0.005mm step
698-23-1	51	1.25-1.50mm x 0.005mm step
698-24-1	51	1.50-1.75mm x 0.005mm step
698-25-1	51	1.75-2.00mm x 0.005mm step
698-26-1	51	2.00-2.25mm x 0.005mm step
698-27-1	51	2.25-2.50mm x 0.005mm step
698-28-1	51	2.50-2.75mm x 0.005mm step
698-29-1	51	2.75-3.00mm x 0.005mm step
698-30-1	51	3.00-3.25mm x 0.005mm step
698-31-1	51	3.25-3.50mm x 0.005mm step
698-32-1	51	3.50-3.75mm x 0.005mm step
698-33-1	51	3.75-4.00mm x 0.005mm step
698-34-1	51	4.00-4.25mm x 0.005mm step
698-35-1	51	4.25-4.50mm x 0.005mm step
698-36-1	51	4.50-4.75mm x 0.005mm step
698-37-1	51	4.75-5.00mm x 0.005mm step
698-38-1	51	5.00-5.25mm x 0.005mm step
698-39-1	51	5.25-5.50mm x 0.005mm step
698-40-1	51	5.50-5.75mm x 0.005mm step
698-41-1	51	5.75-6.00mm x 0.005mm step
698-42-1	51	6.00-6.25mm x 0.005mm step
698-43-1	51	6.25-6.50mm x 0.005mm step
698-44-1	51	6.50-6.75mm x 0.005mm step
698-45-1	51	6.75-7.00mm x 0.005mm step
698-46-1	51	7.00-7.25mm x 0.005mm step
698-47-1	51	7.25-7.50mm x 0.005mm step
698-48-1	51	7.50-7.75mm x 0.005mm step
698-49-1	51	7.75-8.00mm x 0.005mm step
698-50-1	51	8.00-8.25mm x 0.005mm step
698-51-1	51	8.25-8.50mm x 0.005mm step
698-52-1	51	8.50-8.75mm x 0.005mm step
698-53-1	51	8.75-9.00mm x 0.005mm step
698-54-1	51	9.00-9.25mm x 0.005mm step
698-55-1	51	9.25-9.50mm x 0.005mm step
698-56-1	51	9.50-9.75mm x 0.005mm step
698-57-1	51	9.75-10.00mm x 0.005mm step
699-21-0	50	0.300-1.525mm x 0.025mm step
699-22-0	190	1.550-6.275mm x 0.025mm step
699-23-0	140	6.300-9.775mm x 0.025mm step
699-24-0	110	9.800-12.525mm x 0.025mm step
699-25-0	18	12.550-12.975mm x 0.025mm step

Pin Gauge Sets

697 Series



FEATURES

- For quick and accurate measurements. Measure hole sizes, slot widths, calculate distances between holes, use as Go/NoGo gaging, etc.
- Furnished in attractive molded plastic case.
- Class ZZ guaranteed to .0002" / 0.005 mm tolerance limit.
- Inspected with equipment which has been calibrated and is traceable to NIST.
- Marked with size and direction of tolerance on gauge over .060" / 1.5 mm.
- Hardened drill rod HRC60-62, 2 inches long.
- 10 micron finish or better.
- Certificate of accuracy included.

Accuracy: +0.0002" -0"		Accuracy: -0.0002" +0"		Sets	
Code No.	Code No.	Qty.	Range	Surface	
697-01-0	697-01-2	50	.011"-.060" x 0.001 step	Bright Finish	
697-02-0	697-02-2	190	.061"-.250" x 0.001 step	Bright Finish	
697-03-0	697-03-2	250	.251"-.500" x 0.001 step	Bright Finish	
697-04-0	697-04-2	125	.501"-.625" x 0.001 step	Bright Finish	
697-05-0	697-05-2	125	.626"-.750" x 0.001 step	Bright Finish	
697-06-0	697-06-2	82	.751"-.832" x 0.001 step	Bright Finish	
697-07-0	697-07-2	84	.833"-.916" x 0.001 step	Bright Finish	
697-08-0	697-08-2	84	.917"-1.000" x 0.001 step	Bright Finish	

Individual Pin Gauges



Bright Finish		Inch
Code No.	Size	Tolerance
21-0011 to 21-1000	.011"-1.000" x 0.001 step	+0/-0.0002 Minus
22-0011 to 22-1000	.011"-1.000" x 0.001 step	+0.0002/-0 Plus

Metric		
Code No.	Size	Tolerance
800-02-0 to 801-00-0	0.20-10.00 x 0.01 step	±0.0008mm
801-00-1 to 802-00-0	10.01-20.00 x 0.01 step	±0.0015mm
802-00-1 to 803-00-0	20.01-30.00 x 0.01 step	±0.0020mm
810-02-00 to 811-00-00	0.20-10.00 x 0.001 step	±0.0008mm
P800-01-0 to P803-00-0	0.10-30.00 x 0.01 step	+0.002mm/0
M800-01-0 to M803-00-0	0.10-30.00 x 0.01 step	0/-0.002mm

Pin Gauge Handles

697 Series



FEATURES


- Comfortable, ergonomically designed handle for pin gauge
- Can be used with GO pin (green) on one end, NO GO pin (red) on opposite end

Code No.	Gauge Size Range
697-41-0	0.011"-0.060"
697-41-1	0.061"-0.250"
697-41-2	0.251"-0.500"
697-41-3	0.501"-0.625"
697-41-4	0.626"-0.750"
697-41-5	0.751"-0.832"
697-41-6	0.833"-1.000"

Testers & Optical Instrument

- 245 2D Height Gauge Value^{Plus} 300/600
- 246 Concentricity Gauges
- 247 Vertical Profile Projectors
- 248 Surface Roughness Tester
- 248 Surface Roughness Standards
- 249 Digital Coating Thickness Gauges
- 249 Ultrasonic Thickness Gauge
- 250 Impact Hardness Testers
- 251 Digital Shore Scale Durometers
- 251 Shore Scale A Durometer
- 252 Rockwell Type Hardness Testers
- 252 Digital Twin Rockwell Hardness Tester

- 253 Brinell Hardness Testers
- 254 Hardness Test Blocks
- 254 Hardness Tester Penetrators
- 255 Portable Refractometer
- 255 Microscope XC-100L
- 256 Stereo-Microscope ST 40
- 256 Stereo-Microscope ST 45
- 257 Stereo-Microscope ST 50
- 257 Accessory for ST 40/ST 45
- 258 Stereo-Microscope LAB 1
- 258 Stereo-Microscope LAB 2





2D Height Gauge Value^{Plus} 300/600

628 Series



FEATURES

- New generation Value^{Plus} 2D height gauge provide 300mm or 600mm measuring range
- New designed probe hold system, measuring range can be extended to 570mm and 870mm
- New designed 8mm diameter probe hold system, compatible with popular standard probe on the market
- New designed operating system and measuring software provide more stability and reliability. Measuring result can be displayed on the 6.4" color screen

	Value ^{Plus} 300	Value ^{Plus} 600
Item Code	628-12-0	628-24-0
Measuring Range (in/mm)	12"/300	24"/600
Extended Measuring Range (mm)	570	870
Probe Holder Diameter (mm)	Ø8	
Resolution (mm)	(2.6+5L) µm *(L unit:m)	
Measuring Accuracy (µm)	Flat ≤ 1µm*	
Repeatability (µm)	Spherical ≤ 3µm*	
Display	Color LCD, 6.4"	
Motor Max Speed (mm/s)	75	
Drive System	Motor Driver/Manual	
Measuring Force (N)	1.5±0.5	
Working Temperature (°C)	10 to 30	
IP Rate	IP40	
Height (mm)	709	1009
Weight (kg)	20	22
Interfaces	USBx3	
Air Cushion	Yes	
Power Supply	AC Adapter/Battery (Li-ion)	

*Guaranteed at (20±1)°C with standard probe




Concentricity Gauges


646 Series



646-01-0



646-04-0



646-12-0

FEATURES

- Precision structure with ball bearing slide
- Equipped with Asimeto measuring tools or together with universal magnetic base
- Light and easy to be used to measure concentricity/ eccentricity for parts such as shaft, tube, bush, screw etc
- Dial test indicator and universal magnetic base are not included

Code No.	Clip Outer Dia. (mm)	Size (mm)	Model
646-01-0	Ø1-Ø30	260 x 98 x 110	CMG-A
646-02-0	Ø1-Ø30	260 x 170 x 150	CMG-AA
646-03-0	Ø30-Ø90	330 x 140 x 95	CMG-AB
646-04-0	Ø1-Ø90	520 x 140 x 200	CMG-ABA
646-05-0	Ø1-Ø40	390 x 98 x 110	CMG-AL
646-06-0	Ø1-Ø30	260 x 98 x 110	CMG-AR
646-07-0	Ø1-Ø35	390 x 98 x 110	CMG-B1
646-08-0	Ø1-Ø35	390 x 98 x 110	CMG-B1R
646-09-0	Ø1-Ø35	500 x 98 x 120	CMG-B3
646-10-0	Ø1-Ø35	500 x 98 x 120	CMG-B3R
646-11-0	Ø1-Ø40	600 x 200 x 250	CMG-A-S3
646-12-0	Ø1-Ø40	850 x 190 x 350	CMG-A-S6
646-13-0	Ø1-Ø40	1250 x 190 x 350	CMG-A-S10



Vertical Profile Projectors

641 Series



641-01-0

FEATURES

- Used to inspect the profiles of a wide variety of parts and components
- Designed to provide an excellent quality image with accurate magnification
- The error of the contour measuring is under 0.08% deviation
- A convenient foot switch transfers the coordinate data to the data processing system
- Provides the data processing system and foot-switch, which are convenient to output and gather the data

Code No.		641-01-0/641-01-1			641-02-0/641-02-1		
Imaging Direction		Obverse/Reverse Image			Obverse/Reverse Image		
Working Table	Stage Size (mm)	340 x 152			404 x 228		
	Glass Table Size(mm)	196 x 96			260 x 160		
	X-Axis Travel (mm)	150			200		
	Y-Axis Travel (mm)	50			100		
	Z-Axis Travel (mm)	90 (for focusing)			90 (for focusing)		
	Measuring Accuracy	4.0+L/25 μm L: Measuring Length (mm)			4.0+L/25 μm L: Measuring Length (mm)		
Resolution (X/Y-axis)		0.001 mm (1μm) or 0.0005 mm (0.5μm)			0.001 mm (1μm) or 0.0005 mm (0.5μm)		
Projector Screen	Dimension	12"(Ø312 mm), usable range > Ø300 mm			12"(Ø312 mm), usable range > Ø300 mm		
	Rotary Range	0°-360°			0°-360°		
	Angle Resolution	1' or 0.01°			1' or 0.01°		
Objective Lens	Magnification	10X (Standard)	20X (Option)	50X (Option)	10X (Standard)	20X (Option)	50X (Option)
	Object View (mm)	Ø30	Ø15	Ø6	Ø30	Ø15	Ø6
	Working Distance (mm)	77.7	44.3	38.4	77.7	44.3	38.4
Data Processing System		DC-3000 Multi-function Data Processing System: Coordinate Skew, mm/Inch Conversion, ABS/INC Conversion, Zero Setting, Calculation, 0°, 90°, 270°, 360° Conversion, Linear Compensation					
Illumination		Transmission and Reflection Light Source: 24V/150W - halogen Lamp					
Power		110V/220V (AC), 50/60Hz, 400W Total Power					
Light Source Cooling		Forced air Cooling					
Instruments Dimension (mm)		770 x 550 x 1100			770 x 550 x 1100		
Weight (kgs)		130			160		
Option	Rotary Table		Code No.: 641-05-0				
	Swivel Center Support		Code No.: 641-05-1				
	Edge Detector		Code No.: 641-05-2				



Surface Roughness Tester

645 Series



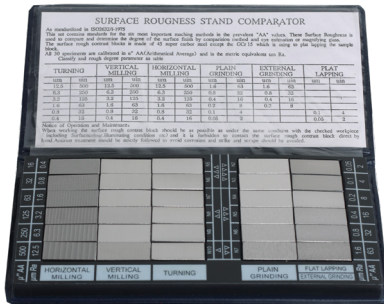
Code No.	645-13-0
Measuring Range	X axis: 17.5mm/0.69"
	Z axis: 320μm (-160μm-160μm)/12600μin (-6300μin-+6300μin)
Sampling Length	0.25, 0.8, 2.5mm
Measuring Speed	0.135, 0.5, 1mm/s, 1mm/s (Return)
Measuring Force	4mN
Stylus Tip	Diamond, 90°/5μm R tip radius
Size	Control Unit: 160 x 64 x 53mm
	Drive Unit: 115 x 23 x 27mm
Power Supply	Built-in 3200mAh Rechargeable Lithium Ion Battery; AC Adapter

FEATURES

- 3.5-inch color graphic touch screen, provide high brightness, wide viewing angle
- Display full information, intuitive and graphical displays all parameters
- DSP chip control and data processing, high speed, low power consumption
- 4 Profile Filter: Gauss RC PC-RC D-P
- Multi parameters: Ra, Rz, Rq, Rt, Rp, Rv, R3z, R3y, Rz (JIS), Rs, Rsk, Rsm, Rku, Rc, Ry, Rmax, Rmr, R_{PC}, Rk, Rpk, Rvk, Mr1, Mr2
- Complies with the following standards: ISO, DIN, ANSI, JIS
- Support Bluetooth printer and mobile APP wireless operation
- Large capacity data storage, can store 100 item of raw data and measured profile
- With automatic sleep, automatic shutdown power-saving features
- Connect to the computer and printer
- Optional accessories include curved surface sensor, deep groove sensor, small hole sensor, measurement stand, Sleeve of sensor, printer and analysis software

Surface Roughness Standards

506 Series



FEATURES

- Set of 30 specimens, 7/8" x 3/8" electro formed, solid nickel
- Used for the visual comparison of surface roughness

Code No.	506-01-0	
Qty.	Contents	Roughness
2 pcs	Flat Lapping	0.05; 0.1μm (2; 4μ")
4 pcs	Reaming	0.2; 0.4; 0.8; 1.6μm (8; 16; 32; 63μ")
6 pcs	Grinding	0.05; 0.1; 0.2; 0.4; 0.8; 1.6μm (2; 4; 8; 16; 32; 63μ")
6 pcs	Horizontal Milling	0.4; 0.8; 1.6; 3.2; 6.3; 12.5μm (16; 32; 63; 125; 250; 500μ")
6 pcs	Vertical Milling	0.4; 0.8; 1.6; 3.2; 6.3; 12.5μm (16; 32; 63; 125; 250; 500μ")
6 pcs	Turning	0.4; 0.8; 1.6; 3.2; 6.3; 12.5μm (16; 32; 63; 125; 250; 500μ")



Digital Coating Thickness Gauges

506 Series



Code No.	Range	Resolution	Probes	Remark
506-10-0	0-1250 μm	0.1 μm	N1	For measuring thickness of non-conductive, non-magnetic coating on non-magnetic metal substrate
506-10-1	0-1250 μm	0.1 μm	F1	For measuring thickness of non-magnetic coating on magnetic metal substrate

FEATURES

- Fast, non-destructive, precise measurement of various coating thicknesses and material thicknesses. Widely used in manufacturing where a coating has been applied to a base material or applications where the wall thickness requires measurement.
- The system incorporates magnetic and eddy current technologies for multipurpose measurements. By selecting the appropriate probe the thickness of the non-ferrous coatings on ferrous base metals or non-ferrous coatings on non-ferrous metal substrates.
- Data storage capacity of 20 groups of 50 actual measured values.
- Inch/Metric conversion
- Working voltage: 3V (2, 5 alkaline batteries).
- Two individual probe calibration methods are supported. calibration compensation of system error increases the measurement accuracy.
- Measuring status indicator displays the measuring status and type of measurement.
- Measured values and user information are shown on a large, easy-to-read LCD. a back lit display ensures easy reading of the data in poorly-lit environments.
- Battery level indicator provides the remaining battery voltage.
- Auto sleep and auto power off functions increases battery life.
- Compact Aluminum case provides storage protection.

Ultrasonic Thickness Gauge

506 Series



506-20-0

FEATURES

- Black metal back shell.
- Display: 128 x 64 LCD with LED backlight.
- Measuring range: 0.75mm-300.0mm (0.03 inch-15.7 inch)
- Display resolution: 0.01mm (smaller than 99.99mm)/0.1mm (larger than 100mm)
- Sound Velocity Range: 1000m/s-9999m/s (0.039-0.394in/us)
- Accuracy (H is measuring thickness):
 - $\pm 0.05\text{mm}$ ($H < 10\text{mm}$)
 - $\pm (0.5\%H + 0.05)$ mm ($10\text{mm} < H < 100\text{mm}$)
 - $\pm (0.6\%H)$ mm ($H > 100\text{mm}$)
- Data memory: 5 files (up to 100 values for each file) of stored values
- Units: Metric/Imperial unit selectable

Code No.	Range	Resolution	Probes	Remark
506-20-0	0.75-300mm (0.03 inch-15.7 inch)	0.01mm/0.1mm	5M	Black metal shell



Impact Hardness Testers 640 Series



FEATURES

- Large screen with color display, allows for clear display of all functions and parameters
- Hardness test can be taken at any angle including inverted
- A wide measuring range supports the hardness of all metallic materials. Hardness results are directly displayed in HRB, HRC, HV, HB, HS, HL hardness scales.
- Six impact devices are available for special application with automatic impact device recognition
- Diameter of carbide ball: 3mm
- Large capacity memory storage of 500 sub groups. Stored information including single measured value, mean value, test data, impact direction, impact times, material and hardness scale are available
- Support two languages display, English and Chinese
- Upper and lower limit can be preset. An audio alarm will automatically sound when the reading is outside of the preset limits
- Battery voltage information is displayed including the charge status
- Calibration function is available.
- USB 1.1 port allows for information to be uploaded directly to a pc
- High speed thermal printer allows for the readings to be immediately printed
- 6V Ni-MH rechargeable battery are supplied. The batteries can be charged with the integrated charger. Up to 150 hours of continuous operation battery life between charges (eL off and no printing)
- Automatic power off after five minutes

Code No.	Range	Accuracy	Application Range	Impact devices	Impact Capacity
640-17-1	(170-960) HLD (17-68.5) HRC (19-651) HB	HLD: ± 5 HRC: ± 1 HB: ± 4	Test the normal smooth, flat surface	D	11 Nmm
640-17-2			Test hole or hollow cylindrical	DC	11 Nmm
640-17-3			Test small, light, thin parts and surface of hardened layer	C	2.7 Nmm
640-17-4			Test groove or re-entrant surface	D+15	11 Nmm
640-17-5			Test slender narrow groove or hole	DL	11 Nmm
640-17-6			Test large, thick, heavy and rough surface steel	G	90 Nmm



Digital Shore Scale Durometers

640 Series



FEATURES

- Shore A&D
- Designed to test the hardness of plastic and rubber materials.
- Ergonomic, lightweight design assists in taking precise and consistent measurements.
- Measuring range: 0-100 HA/HD
- Resolution: 0.5 HA/HD
- Accuracy: 2 HA/HD

Shore A			
Code No.	Range	Resolution	Accuracy
640-06-2	0-100HA	0.5HA	2HA

Shore D			
Code No.	Range	Resolution	Accuracy
640-06-3	0-100HD	0.5HD	2HD

Shore Scale A Durometer

640 Series



FEATURES

- Used for precisely determining the Shore hardness value of rubber & plastic materials

Code No.	Range	Test Force	Dimension	Weight
640-06-0	20-90HA	0.55-8.06N (56-82 lgf)	110 x 58 x 30mm	Approx. 500g



Rockwell Type Hardness Testers

640 Series



640-01-0



640-02-0

FEATURES

- For testing the hardness of various materials to determine the Rockwell hardness to scales A, B and C
- Unit is designed with mechanical loads for precise hardness readings
- Conform to the requirements of ASTM E18, ISO 6508-2 and GB/T 230.2 standards Readings provided to a minimum resolution 0.5HR

Code No.	Range	Test Force	Test Height	Throat Depth
640-01-0	20-88HRA, 20-100HRB, 20-70HRC	588.4, 980.7, 1471N (60, 100, 150kgf)	170mm	135mm
640-02-0	20-88HRA, 20-100HRB, 20-70HRC	588.4, 980.7, 1471N (60, 100, 150kgf)	400mm	160mm

Digital Twin Rockwell Hardness Tester

640 Series

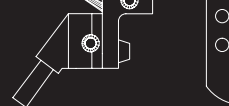


640-01-1

FEATURES

- Half automatic hardness tester except loading initial force and change force knob
- Operation is very convenient and fast
- Color touch screen, displays loading force, indenter type, dwell time, and conversion scale
- Auto hardness conversion to others scales, no need to check table and improve working efficiency
- Support multiple languages, English, Turkish, German, etc. Convenient for local customers operation
- Optional blue tooth mini printer is available

Code No.	Range	Test Force	Test Height
640-01-1	20-88HRA, 20-100HRB, 20-70HRC	588.4, 980.7, 1471N (60, 100, 150kgf)	175mm



Digital Twin Rockwell Hardness Tester

640 Series



FEATURES

- Twin tester-Regular Rockwell & Rockwell Superficial hardness for metal and plastic material
- Horizontal protrudent indenter design, also suitable for internal and external testing
- Testing on surfaces difficult to reach. Testing internal surface of rings and tubes with diameters over 23mm
- Testing force is set automatically according to testing scale
- Provided with many features such as high measuring precision, wide measuring range with 30 Rockwell scales
- Measuring results are digitally displayed and can be printed, or transmitted to external computer automatically by USB or RS-232 cable
- Test value can be transformed to the value of HB, HV, HK and σ_b value
- The tester meets all the following standard such as ISO 6508-2, ASTM E18

Code No.	Rockwell Scales	Test Force	Resolution	Test Height	Throat Depth
640-20-3	HRA, HRB, HRC, HRD, HRE, HRF, HRG, HRH, HRK, HRL, HRM, HRP, HRR, HRS, HRV	147.1, 294.3, 441.3N (15, 30, 45kgf)	0.1HR	260mm	150mm

Brinell Hardness Testers

640 Series



640-10-1



640-10-7

FEATURES

- Used for determining the Brinell hardness of various metals
- A "V" anvil is supplied for testing round work pieces
- Readings provided to a minimum
- resolution 0.5HR
- Mechanical models are designed with reversing switch
- Digital Models provide automatic operation reducing manual testing errors
- The digital model has a large LCD screen

	Mechanical Models	Digital Models	Digital Models
Code No.	640-10-1	640-10-7	640-10-6
Range	8-650HBW	8-650HBW	4-650HBW
Test Force	1838.8, 2451.8, 7355.3, 9807, 29421N (187.5, 250, 750, 1000, 3000kgf)	980.7, 1225.9, 1838.8, 2451.8, 4903.5, 7355.3, 9807, 14710.5, 29421N (100, 125, 187.5, 250, 500, 750, 1000, 1500, 3000kgf)	1838.8, 2451.8, 4903.5, 7355.3, 9807, 29421N (62.5, 100, 125, 187.5, 250, 500, 750, 1000, 1500, 3000kgf)
Max. Height of Test Piece	230mm	280mm	240mm
Depth of Throat	120mm	150mm	150mm
Power Supply	380V AC or 220V AC, 50 or 60 Hz	220V AC or 110V AC, 50 or 60 Hz	220V AC or 110V AC, 50 or 60 Hz
Dimension	700 x 268 x 842mm	570 x 330 x 910mm	570 x 330 x 910mm
Weight	Approx. 210kg	Approx. 290kg	Approx. 350kg



Hardness Test Blocks 640 Series



Code No.	Description	Test Force	DIMENSIONS	Weight
640-80-0	Brinell Standardized Block	200 ± 50 HBS 100 ± 25 HBS	100 x 80 x 16mm	1kg
640-81-0	Rockwell Standardized Block	80-88 HRA 85-95 HRB 20-30 HRC 35-55 HRC 60-70 HRC	60 x 40 x 10mm	0.19kg
640-82-0	Leeb Standardized Block	790 ± 40 HLD	Ø90 x 55mm	2.7kg

Hardness Tester Penetrators 640 Series

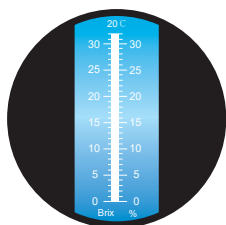


Code No.	Description	Specification
640-83-0	Penetrator for Rockwell Hardness Tester	120° Diamond cone penetrator Ø1.588mm (1/16") steel ball penetrator
640-84-0	Penetrator for Brinell Hardness Tester	Ø2.5, 5, 10mm Tungsten carbide ball penetrator



Portable Refractometer

644 series



FEATURES

- Automatic Temperature Compensation
- Measuring Range: 0-32%
- Accuracy: $\pm 0.2\%$;
- Convenient to store: Compact in size and light in weight, packed with a plastic case, convenient to store and carry around.

Code No.	Measuring range	Graduation
644-01-0	0-32%	0.2%

Microscope XC-100L

642 series



642-01-0

FEATURES

- Sharp stereo erect image over a wide field of view. It is suitable for spot examination of machinery industry, paper making, print and textile, etc. The product features small size, light weight, nice design and easy operation.

Code No.	642-01-0
Graduation	0.01mm
Magnification	100X
Field of View	18mm
Working Distance	6.93mm
Eyepiece	WF10X, Graduation: 0.025 mm
Objective	10X
Illumination System	Pen Illumination

Spare Part		
Code No.	Spare Part	Description
642-10-0	Objective	4X



Stereo-Microscope ST 40

642 series



642-01-2

FEATURES

- Sharp stereo erect image over a wide field of view
- Binocular Tube 45° inclined binocular head with locked-in eyepiece. The left ocular-tube with diopter adjustment 35dp, The interpupillary distance is between 55-75mm
- Pillar style stand

Code No.	642-01-2
Magnification	20X/40X
Field of View	10mm/5mm
Working Distance	57mm
Eyepiece	WF10X
Objective	2X/4X
Illumination System	12V/10W Double-Lighting

Stereo-Microscope ST 45

642 series



642-01-3

FEATURES

- Sharp stereo erect image over a wide field of view
- Binocular Tube 45° inclined binocular head with locked-in eyepiece. The left ocular-tube with diopter adjustment 35dp, The interpupillary distance is between 55-75mm
- Arm curved style stand

Code No.	642-01-3
Magnification	20X/40X
Field of View	10mm/5mm
Working Distance	76mm
Eyepiece	WF10X/20mm
Objective	2X/4X
Illumination System	12V/10W Halogen and Incandescent



Stereo-Microscope ST 50

642 series



642-01-4

FEATURES

- Sharp stereo erect image over a wide field of view
- Dovetail inserted style objective with locked-in device ensures easy replacement
- With adjustable arm, which provides a wider field of view higher; could provide a larger working distance

Code No.	642-01-4
Magnification	20X
Field of View	10mm
Working Distance	250mm
Eyepiece	WF10X/20mm
Objective	2X
Illumination System	12V/10W Incandescent

Accessory for ST 40/ST 45

Code No.	Spare Part	Description
642-10-3	Eyepiece	WF15X/15mm
642-10-4	Eyepiece	WF20X/10mm



Stereo-Microscope LAB 1

642 series



642-01-5

FEATURES

- Sharp stereo image over a wide field of view
- 90° rotational objective, Binocular Tube: 360° rotating and 45° inclined
- Pillar style stand

Code No.	642-01-5
Graduation	0.01mm
Magnification	100X
Field of View	18mm
Working Distance	6.93mm
Eyeiece	WF10X, Graduation: 0.025 mm
Objective	10X
Illumination System	Pen Illumination

Spare Part

Code No.	Spare Part	Description
642-10-3	Eyeiece	WF15X/15mm
642-10-4	Eyeiece	WF20X/10mm

Stereo-Microscope LAB 2

642 series



642-01-6

FEATURES

- Sharp stereo image over a wide field of view
- 90° rotational objective, Binocular Tube: 360° rotating and 45° inclined
- Pillar style stand

Code No.	642-01-6
Magnification	10X-40X
Field of View	23mm-5.5mm
Working Distance	82mm
Eyeiece	SWF10X
Objective	1X-4X
Illumination System	12V/10W Adjustable Double-Lighting

Spare Part

Code No.	Spare Part	Description
642-10-3	Eyeiece	WF15X/15mm
642-10-4	Eyeiece	WF20X/10mm

NUMERICAL INDEX

Series No.	Description	Page
001	Digital Zero Setters	221
001	Zero Setters	221
080	Special Jaws Digital Calipers	109
101/103	Outside Micrometers-Inch Models (0-12")	12
101/103	Outside Micrometers-Metric Models (0-300mm)	13
101	Outside Micrometer Sets	14
102	Quick-Setting Outside Micrometers, 1mm Rev	36
105	IP65 Digital Outside Micrometers	9
109	Micrometer Stands	36
110	Micrometer Standards	91
111	Interchangeable Anvil Outside Micrometers	16
111	Micrometers with Adjustable Anvils	17
112	Blade Micrometers	38
113	Tube Micrometers	61
114	Tube Micrometers	62
115	Digital Interchangeable Anvil Outside Micrometers	15
116	Digital Outside Micrometers	11
117	Blade Micrometers	37
118	Spline Micrometers	45
118	Gear Tooth Micrometers	47
119	Anvils For Gear Tooth Micrometers	47
121	Multi-Anvil Micrometers	40
122	Point Micrometers	42
122	Jaw Type Micrometers	54
125	Multi-Anvil Micrometers	39
126	Point Micrometers	41
126	Jaw Type Micrometers	53
130	Anvils (For screw 60° ISO)	50
131	Single Point Micrometers	44
132/133	Screw Thread Micrometers	50
133	Limit Micrometers	65
135	Single Point Micrometers	43
136/137	Screw Thread Micrometers	49
141	Disc Micrometers	52
142	Universal Micrometers	56
143	Tube Micrometers	60
145	Disc Micrometers	51
146	Universal Micrometers	55
147	Tube Micrometers	59
150	Deep Throat Micrometers	64
151	V-Anvil Micrometers	58
152	Dial Snap Gauges	18
152	Indicating Micrometers	19
155	V-Anvil Micrometers	57
157	Deep Throat Micrometers	63
158	Sheet Metal Micrometers	67
160	Hub Micrometers	66
161	Wire Micrometers	65
162	Can Seam Micrometers	66
163	Groove Micrometers	68
165	Digital Micrometer Heads	71
169	Micrometer Heads	72

Series No.	Description	Page
181	Snap Gauges	69
182	Snap Gauges	70
190	Caliper Micrometers	35
201	Depth Micrometers	90
203	Inside Micrometers	32
205	Depth Micrometers	89
206	Dual Measurement Inside Micrometers	33
207	Digital Inside Micrometers	31
208	Digital Three Point Internal Micrometers	22
208	Digital Two and Three Point Internal Micrometers (2-12mm/.08-.5")	23
208	Digital Three Point Internal Micrometers (12-100mm/.5-4.0")	25
208	Digital Three Point Internal Micrometers (100-300mm/4.0-12.0")	27
208	Three Point Internal Micrometer Sets	29
209	Two and Three Point Internal Micrometers (2-12mm/.08-.5")	24
209	Three Point Internal Micrometers (12-100mm/.5-4.0")	26
209	Three Point Internal Micrometers (100-300mm/4.0-12.0")	28
209	Three Point Internal Micrometer Sets	30
210	Grip Three Point Internal Micrometers	20
211	Pistol-Grip Three Point Internal Micrometers	21
240	Tubular Inside Micrometers	33
242	Inside Micrometers - Interchangeable Rod Type	34
301	IP67 Digital Calipers - SYLVAC SYSTEM	93
302	Heavy Duty Vernier Calipers With Upper Knife-edge (Mono block)	116
302	Heavy Duty Vernier Calipers With Upper Knife-edge (Open block)	117
303/304	Dial Calipers (0-300mm/0-12")	111
305	IP67 Digital Calipers	93
305	IP67 Big Screen Digital Caliper	94
305	Mini-type 3-purpose Digital Calipers	108
306	Big Screen Digital Calipers	95
306	Absolute Big Screen Digital Calipers	95
307	Absolute Digital Calipers	96
307	Digital Calipers (Four Buttons)	96
307	Digital Calipers (Three Buttons)	97
307	Digital Calipers with Carbide Tipped Measuring Faces	97
309	ABS Digital Calipers for Outside/Inside Grooves	101
310	Carbon Fiber Digital Calipers	98
311	Long Jaw Vernier Calipers (Mono block)	114
311	Heavy Duty Vernier Calipers (Mono block)	118
313	Long Jaw Vernier Calipers (Open block)	115
313	Heavy Duty Vernier Calipers (Open block)	119
314	Center Distance Digital Calipers	102
315	ABS Heavy Duty Digital Calipers	99
316	IP65 Carbon Fiber Digital Calipers	100
316	ABS Digital Tube Calipers	102
317	Digital Calipers with Pointed Jaws	98

NUMERICAL INDEX

Series No.	Description	Page
317	Universal Digital Calipers with Exchangeable Measuring Points	104
317	Digital Calipers With Adjustable Measuring Jaw	105
318	Multi-function Digital Calipers	103
321	Vernier Depth Calipers	134
321	Digital Depth Gauges	137
321	Thread Vernier Depth Gauges	137
322	Circle Vernier Calipers	120
322	T Form Marking Calipers	120
322	Marking Calipers	120
322	Measuring Gauges	120
322	ABS Digital Depth Calipers With Single Hook	131
322	Digital Depth Calipers With Single Hook	133
322	Vernier Depth Calipers With Single Hook	135
323	ABS Digital Depth Calipers With Double Hook	132
323	Digital Depth Calipers With Double Hook	133
325	Digital Gauges With Single Wide Measuring Face	106
325	Digital Chamfering Calipers	107
325	Digital Welding Fillet Gauges	107
325	Welding Fillet Gauges	108
325	Hook Type Digital Calipers	109
325	Digital Thickness Gauges	141
326	Digital Scales	110
327	ABS Digital Depth Calipers	131
327	Digital Depth Calipers	132
327	Depth Base Attachment for Calipers	139
328/330	Digital Gear Tooth Calipers	105
328/330	Gear Tooth Calipers	106
331	Vernier Depth Calipers With Double Hook	136
341/343	Vernier Calipers - Plain	112
351	Vernier Calipers - Thumb Clamp	113
363	Vernier Calipers - Fine Adjustment	113
400	Internal Caliper Gauges	121
401	AGD1 Dial Indicators	153
402	AGD2 Dial Indicators	154
402	AGD2 Dial Indicators Shock Proof Series	158
402	AGD2 Dial Indicators IP54 Water Proof Series	158
403	Interchangeable Anvil Dial Caliper Gauges	121
403	Internal Dial Caliper Gauges	122
403	Internal Caliper Gauges	122
403	External Caliper Gauges	126
404	External Caliper Gauges	124
405	External Caliper Gauges	125
405	Digital Indicators	150
405	Small Range Digital Indicators	152
406	Digital Indicators With Analog Display	151
407	IP65 Digital Indicators	148
408	IP67 Digital Indicators	149
422	Dial Comparators	159
422	Dial Indicators - One Revolution for Error-free Reading	160
422	Back Plunger Dial Indicator Sets	161
469	Crank Shaft Gauges	159

Series No.	Description	Page
469	Centering Indicators	172
473	Depth Gauges	138
475	Digital Depth Gauges	138
476	Indicator Points	163
477	Extensions for Dial Indicator	162
480	Extension Rods	191
483/484	Dial Bore Gauges (6-18mm/.24-.7")	188
483/484	Dial Bore Gauges (18-600mm/.7-16")	189
483	Bore Gauge Zero Checkers	193
484	Extension Rods (18-1000mm)	191
485/486	Digital Bore Gauges (6-400mm/.24-16")	190
487	Telescoping Gauges	193
490	Protractors	195
490	Protractors 0° - 180°	195
490	Protractors 10° - 170°	196
490	Universal Angle Protractors	196
490	Universal Bevel Protractors	197
490	Dial Protractors	197
490	Digital Protractors	198
490	Combination Square Sets	198
490	Mini Digital Protractors	199
490	Digital Protractors - Level Type	199
490	Digital Levels	201
491	Thickness Gauges	141
491	Quick Dial Thickness Gauges	142
495	Digital Thickness Gauges	140
495	Quick Digital Thickness Gauges	142
495	Digital Radius Gauges	172
500	Dial Holders	139
500	Straight Metric Indicator Stem Bushing	160
500	Dovetail Stem Sets	169
500	Axial Support Bracket	173
500	Surface Gauges	173
500	Optional Accessories for ASIMETO Test Indicators	174
501/502/ 511/512	Dial Test Indicators	167
503/504	Extended Range Dial Test Indicators	170
504	Extended Range Dial Test Indicator Sets	171
505	Digital Test Indicators	169
506	Surface Roughness Standards	248
506	Digital Coating Thickness Gauges	249
506	Ultrasonic Thickness Gauge	249
600	Permanent Magnetic Bases	181
601	Permanent Magnetic Bases	181
601	Magnetic Bases	182
601	Flexible Arm Magnetic Bases	183
602	Articulating Arm Magnetic Bases	184
602	Universal Forced Locking Mechanical Arm Magnetic Bases	185
603	Hydraulic Magnetic Bases	186
603	Hydraulic Central Locking Mechanism Provide Very Strong Locking Force	186

NUMERICAL INDEX

Series No.	Description	Page
604	Forced Locking Magnetic Bases	183
605	Angle Gauges	208
605	Angle Gauges Set 1-45°	209
605	Arched Compasses	209
605	Center Gauges	209
605	Radius Gauges	210
605	Thread Pitch Gauges	210
605	Optical Flats	232
606	Precision Levels	201
606	Die Makers Square Set	207
606	V-Blocks with Clamps	211
606	Spring Dividers and Calipers	217
606	Arched Compasses	217
606	Arched Compasses with Pencil Holder	218
606	Pointed Compasses	218
607	Cast Vee Blocks	211
607	1-2-3, 2-3-4 & 2-4-6 Blocks	214
607	Precision Parallel Sets	214
607	Welding Gauges	219
609	Magnetic V-Blocks	212
609	Magnetic Induction Blocks	213
609	Thin Type Magnetic Holders	213
621	Vernier Height Gauges	146
623	Double Beam Digital Counter Height Gauges	144
625	Digital Height Gauges	144
626	Digital Height Gauges	143
626	Single Beam Digital Height Gauges with Hand Wheel	143
627	Double Beam Digital Height Gauges	145
628	2D Height Gauge Value ^{Plus} 300/600	245
630/631	Granite Surface Plates	216
637	Point Angle Squares 45° with Base	202
637	Point Angle Squares 45°	202
637	Point Angle Squares 60° with Wide Base	203
637	Point Angle Squares 60°	203
637	Hexagon Squares 120°	204
637	Octagon Squares 135°	204
637	Octagon Squares 135° with Base	205
638	Granite Plate Stands	216
639	Steel Squares	205
639	Granite Squares	206
639	Straight Knife Edges	206
639	5-pcs Square Set	207
640	Impact Hardness Testers	250
640	Digital Shore Scale Durometers	251
640	Shore Scale A Durometer	251

Series No.	Description	Page
640	Rockwell Type Hardness Testers	252
640	Digital Twin Rockwell Hardness Tester	252
640	Brinell Hardness Testers	253
640	Hardness Test Blocks	254
640	Hardness Tester Penetrators	254
641	Vertical Profile Projectors	247
642	Microscope XC-100L	255
642	Stereo-Microscope ST 40	256
642	Stereo-Microscope ST 45	256
642	Stereo-Microscope ST 50	257
642	Accessory for ST 40/ST 45	257
642	Stereo-Microscope LAB 1	258
642	Stereo-Microscope LAB 2	258
644	Portable Refractometer	255
645	Surface Roughness Tester	248
646	Concentricity Gauges	246
650	Rectangular Steel Gauge Block Sets	223
650	Rectangular Tungsten Steel Gauge Block Sets	225
650	Rectangular Ceramic Gauge Block Sets	225
657/658	Metric Individual Rectangular Ceramic Gauge Blocks	228
659	Caliper Calibration Gauge Sets	229
659	Micrometer Calibration Gauge Sets	229
65X	Inch Individual Rectangular Gauge Blocks	226
65X	Metric Individual Rectangular Gauge Blocks	227
660	Gauge Block Accessories	230
660/661	Check Masters	232
663	High Precision Metric Parallels	215
670	Dial Gauge Stands	179
670	Precision Granite Stands	180
670/675	Plug Gauges and Ring Gauges	233
671/672	High-Precision Digital Height Gauge	176
679	Inch Master Setting Ring Gauges	236
679	Precision Inspection Gauge Ball Sets	240
679	36 pcs Round Space Block Set	240
68X	Thread Plug Gauges and Ring Gauges	234
690	Whitworth Pipe Thread Plug Gauges and Ring Gauges	236
690	NPT Thread Plug Gauges and Ring Gauges	236
695	ANSI Inch Thread Plug Gauges and Adjustable Ring Gauges	237
696	ANSI Metric Thread Plug Gauges and Ring Gauges	239
697	Pin Gauge Sets	242
697	Pin Gauge Handles	243
698/699	Pin Gauge Sets	241
699	ANSI Inch Thread Ring Gauges	238
960	Tool Kits	127



Bluetooth Data Transmission Supported



Rating of Protection Level IP65



Rating of Protection Level IP67



Electronic Digital Display Supported



Data Output Supported



Absolute Measuring Mode Supported

Germany

Zimmerbachstr. 45
74676 Niedernhall-Waldzimmern

Tel: +49 7940 98366
E-mail: info@asimeto.de

U.S.A.

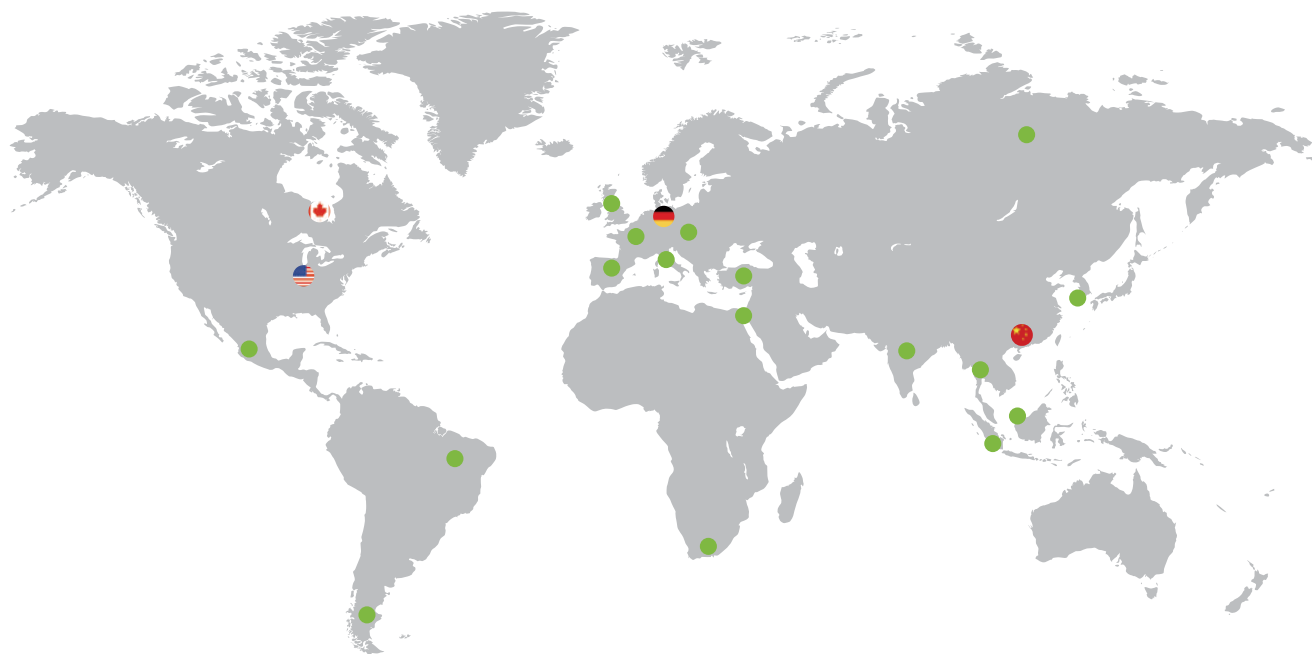
101 - 137 Overhill Drive
 Mooresville, NC 28117

Tel: +1 800 2658221
Fax: +1 866 511 7692
E-mail: usasales@asimeto.com

Canada

500 Manitou Drive
Kitchener, Ontario N2C 1L3

Tel: +1 800 265 8221
Fax: +1 866 511 7692
E-mail: canadasales@asimeto.com



China

402, Building B,
Yushu Chuangxin Zone,
Huangpu Dist., Guangzhou

Tel: +86 020 8208 6170
Fax: +86 020 8226 1059
E-mail: info@asimeto.com

China Taiwan

21F.-1, No. 236, Shizheng N.
2nd Rd., Xitun Dist.,
Taichung City (407 607)

Tel: +886 4 2250 0633
E-mail: info@asimeto.com

ASIMETO

Asimeto Inc.
www.asimeto.com

